ROL

CUTTING TOOLS

KATALOG 2025

INDEX

MILLING	3
MINIMILL	23
MOULDMILL	37
MICROTOOLS AMS	43
MICROTOOLS	50
MINITOOLS	57
GROOVING	95
ROL DRILLS	101
NICECUT	107
YES-DRILL	113
SLIM-CHUCK	121
INSERTS	127
SPEED-TIGER	139
SPARE PARTS	165
PARAMETERS	169

MILLING



● **Disponibile - *Lieferbar* - On stock** ○ A richiesta - *Auf Anfrage* - On request

ALTO AVANZAMENTO
HOCHVORSCHUB
HIGH FEED

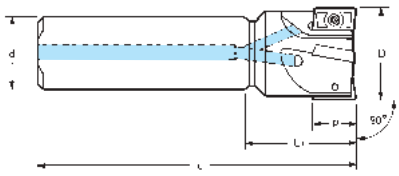

741 C / W.N

	D	d	L	L1	p	Z				KG		STOCK	PRICELIST on
			(mm)										
741C W D10/2 N	10	10	80	28	5,2	2	APKT APMX 0602...	VT18	BT06	0,060		●	
741C W D12/3 N	12	12	80	30	5,2	3				0,080		●	
741C W D14/3 N	14	12	85	32	5,2	3				0,120		●	
741W W D16/4 N	16	16	85	35	5,2	4				0,160		●	
741W W D18/4 N	18	16	90	38	5,2	4				0,170		●	
741W W D20/5 N	20	20	90	40	5,2	5				0,300		●	
741W W D25/7 N	25	25	106	50	5,2	7				0,320		●	
741W W D32/8 N	32	25	124	64	5,2	8				0,560		●	

ALTO AVANZAMENTO
HOCHVORSCHUB
HIGH FEED

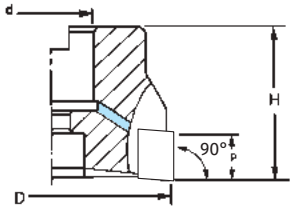

741 M.N

	D	d	H	p	z				KG		STOCK	PRICELIST on
			(mm)									
741M W D32/8 N	32	16	40	5,2	8	APKT APMX 0602...	VT18	BT06	0,250		●	
741M W D40/10 N	40	16	40	5,2	10				0,270		●	
741M W D50/11 N	50	22	40	5,2	11				0,430		●	

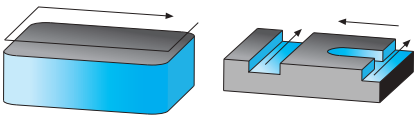

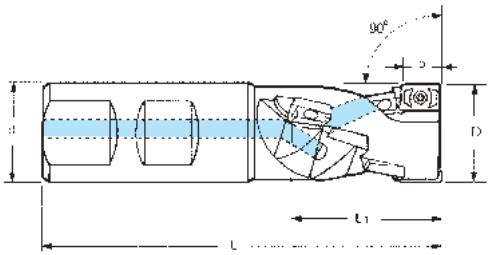

941 W

	D	dh6	L	L1	p	Fattore K	Z				KG		STOCK	PRICELIST on
			(mm)											
941W W D16	16	16	80	19,8	5,2	2	8	APKT 0602...	VT18	BT06	0,160		●	
941W W D20	20	20	90	24,6	5,2	3	15				0,300		●	
941W W D25	25	25	100	29,4	5,2	5	30				0,320		●	

● **Disponibile - *Lieferbar* - On stock** ○ A richiesta - *Auf Anfrage* - On request

FRESE PER SPALLAMENTI _ *ECKFRÄSER* _ SHOULDER MILLING CUTTERS

ART. 740 W

ART. 740 W ECO

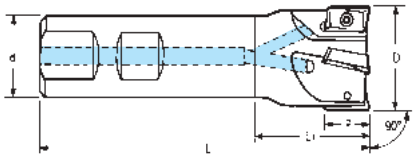

740 W 740 W ECO	D	d	L (mm)	L1	p	ß	z				KG		STOCK
740W W D10/1	10	16	80	28	10	11,0°	1	APHT APHX APKT 1003...	VT25	BT08	0,100	💧	●
740W W D11/1	11	16	80	28	10	11,0°	1				0,100	💧	●
740W W D12/1	12	16	80	28	10	9,0°	1				0,120	💧	●
740W W D13/1	13	16	80	28	10	8,5°	1				0,120	💧	●
740W W D14/1	14	16	80	28	10	8,0°	1				0,120	💧	●
740W W D15/2	15	16	85	28	10	4,0°	2				0,120	💧	●
740W W D15,7/2	15,7	16	85	28	10	3,5°	2				0,120	💧	●
740W W D16/2	16	16	85	37	10	3,5°	2				0,130	💧	●
740W D16/2 ECO	16	16	85	37	10	3,5°	2				0,130	--	●
740W W D17/2	17	16	85	37	10	3,0°	2				0,130	💧	●
740W W D18/2	18	20	90	40	10	2,5°	2				0,170	💧	●
740W W D19,5/3	19,5	20	90	40	10	1,5°	3				0,180	💧	●
740W W D19,7/3	19,7	20	90	40	10	1,5°	3				0,180	💧	●
740W W D20/3	20	20	90	40	10	1,5°	3				0,200	💧	●
740W D20/3 ECO	20	20	90	40	10	1,5°	3				0,200	--	●
740W W D22/3	22	25	95	49	10	1,5°	3				0,220	💧	●
740W W D24,7/4	24,7	25	95	49	10	0,9°	4				0,320	💧	●
740W W D25/3	25	25	105	49	10	0,9°	3				0,320	💧	●
740W W D25/4	25	25	105	49	10	0,9°	4				0,340	💧	●
740W D25/4 ECO	25	25	105	49	10	0,9°	4				0,340	--	●
740W W D28/4	28	25	105	49	10	0,9°	4				0,340	💧	●
740W W D30/4	30	25	105	49	10	0,8°	4				0,340	💧	●
740W W D31,7/5	31,7	25	110	54	10	0,6°	5				0,360	💧	●
740W W D32/5	32	25	110	54	10	0,6°	5				0,380	💧	●
Serie lunga - *Lange Ausführung* - Long models													
740W WL D10/1	10	16	150	50	10	11,0°	1	APHT APHX APKT 1003...	VT25	BT08	0,200	💧	●
740W WL D12/1	12	16	150	50	10	9,0°	1				0,200	💧	●
740W WL D16/2	16	16	150	100	10	3,5°	2				0,210	💧	●
740W WL D18/2	18	16	150	50	10	2,5°	2				0,330	💧	●
740W WL D20/3	20	20	150	100	10	1,5°	3				0,330	💧	●
740W WL D25/4	25	20	150	100	10	0,9°	4				0,350	💧	●
740W WL D32/5	32	25	150	55	10	0,6°	5				0,560	💧	●

ART. 740 M

ART. 740 M ECO

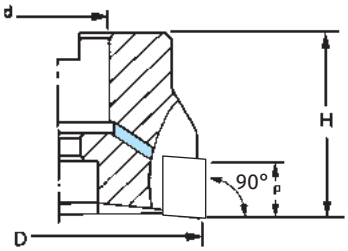

740 M 740 M ECO	D	d	H (mm)	p	ß	z				KG		STOCK
740M W D40/6	40	16	40	10	–	6	APHT APHX APKT 1003...	VT25	BT08	0,270	💧	●
740M D40/6 ECO	40	16	40	10	–	6				0,270	--	●
740M W D50/7	50	22	40	10	–	7				0,430	💧	●
740M D50/7 ECO	50	22	40	10	–	7				0,430	--	●
740M W D63/8	63	22	40	10	–	8				0,610	💧	●
740M W D80/11	80	27	50	10	–	11				1,220	💧	●
740M W D100/12	100	32	50	10	–	12				1,980	💧	●

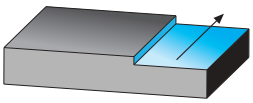

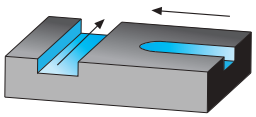

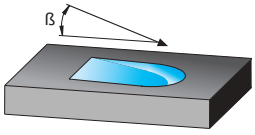

● Disponibile - *Lieferbar* - On stock ○ A richiesta - *Auf Anfrage* - On request

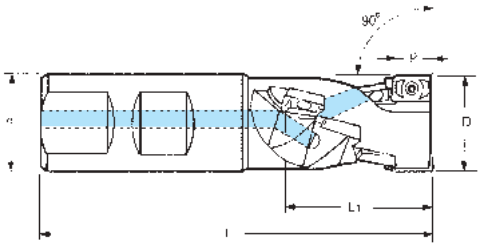

900 W	D	d	L (mm)	L1 (mm)	p (mm)	Fattore K	z				KG		STOCK	PRICELIST on
900W W D20	20	20	87	28	10	1	4	APHT APHX APKT 1003...	VT25	BT08	0,200		●	
900W W D25	25	25	105	37	10	2	8				0,360		●	
900W W D32/2	32	32	115	46	10	2	10				0,600		●	
900W W D32/3	32	32	115	46	10	3	15				0,600		●	
900W W D40	40	32	130	55	10	3	18				0,780		●	

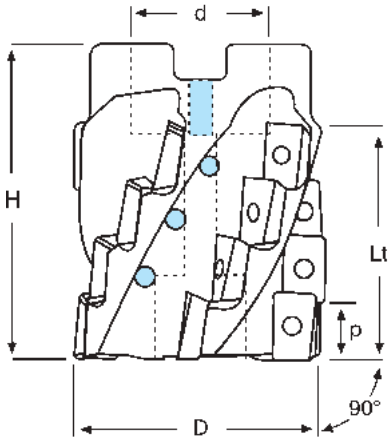

900 M	D	d	H (mm)	Lt (mm)	p (mm)	Fattore K	z				KG		STOCK	PRICELIST on
900M W D40	40	16	50	37	10	3	12	APHT APHX APKT 1003...	VT25	BT08	0,250		●	
900M W D50	50	22	60	46	10	3	15				0,510		●	
900M W D63	63	27	60	46	10	4	20				0,940		●	

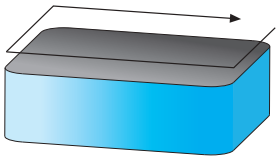

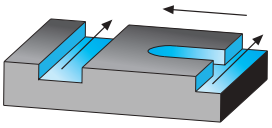

● **Disponibile - *Lieferbar* - On stock** ○ A richiesta - *Auf Anfrage* - On request

FRESE PER SPALLAMENTI _ *ECKFRÄSER* _ SHOULDER MILLING CUTTERS

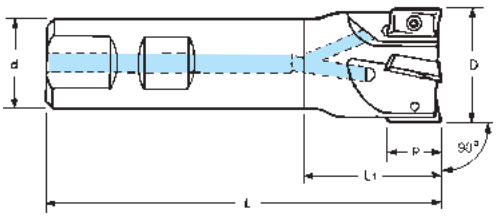

730 W	D	d	L (mm)	L1 (mm)	p (mm)	ß	z				KG		STOCK	PRICELIST on
730W W D25/2	25	25	100	44	17	3,5°	2	APHT APHX APKT 1604...	VT40	BT15	0,380	💧	●	
730W W D32/3	32	32	110	50	17	2,0°	3				0,640	💧	●	
730W W D40/4	40	32	115	45	17	1,5°	4				0,760	💧	●	
Serie lunga - *Lange Ausführung* - Long models														
730W WL D22/2	22	20	200	145	17	3,3°	2	APHT APHX APKT 1604...	VT40	BT15	0,440	💧	●	
730W WL D25/2	25	25	200	140	17	3,5°	2				0,640	💧	●	
730W WL D32/3	32	32	200	140	17	2,0°	3				1,120	💧	●	
730W WL D40/4	40	32	200	60	17	1,5°	4				1,300	💧	●	

ART. 730 M

ART. 730 M ECO

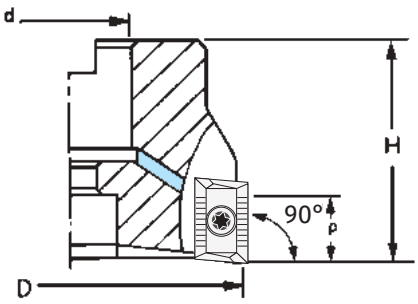

730 M 730 M ECO	D	d	H (mm)	p (mm)	ß	z				KG		STOCK	PRICELIST on
730M W D40/4	40	16	40	17	1,8°	4	APHT APHX APKT 1604...	VT40	BT15	0,210	💧	●	
730M D40/4 ECO	40	16	40	17	1,8°	4				0,210	--	●	
730M W D50/5	50	22	40	17	1,0°	5				0,290	💧	●	
730M D50/5 ECO	50	22	40	17	1,0°	5				0,290	--	●	
730M W D63/6	63	22	40	17	0,7°	6				0,530	💧	●	
730M D63/6 ECO	63	22	40	17	0,7°	6				0,530	--	●	
730M W D80/7	80	27	50	17	0,6°	7				1,180	💧	●	
730M W D100/8	100	32	50	17	0,4°	8				1,670	💧	●	
730M W D125/9	125	40	63	17	0,3°	9				3,110	💧	●	
730M D160/10	160	40	63	17	–	10				5,280	--	●	
730M D200/12	200	60	63	17	–	12				10,200	--	●	
730M D250/16	250	60	63	17	–	16				13,810	--	●	

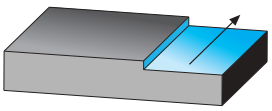

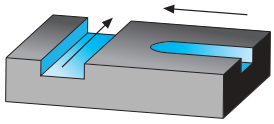

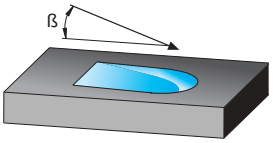

● **Disponibile - *Lieferbar* - On stock** ○ A richiesta - *Auf Anfrage* - On request

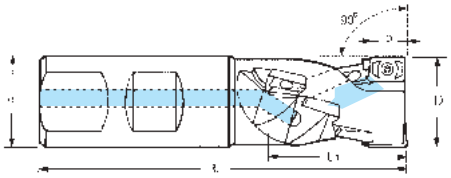

850 W	D	d	L (mm)	L1 (mm)	p (mm)	Fattore K	z				KG		STOCK	PRICELIST on
850W W D25	25	25	105	29	17	1	2	APHT APHX APKT 1604...	VT40	BT15	0,320		●	
850W W D32	32	32	115	44	17	2	6				0,520		●	
850W W D40	40	32	130	58	17	2	8				0,760		●	

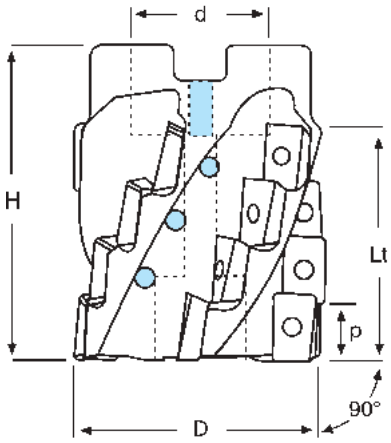

850 M	D	d	H (mm)	Lt (mm)	p (mm)	Fattore K	z				KG		STOCK	PRICELIST on
850M W D50	50	27	56	30	16	3	6	APHT APHX APKT 1604...	VT40	BT15	0,460		●	
850M W D63	63	27	60	44	16	4	12				0,820		●	
850M W D80	80	32	60	44	16	5	15				1,380		●	
850M W D100	100	40	60	44	16	6	18				1,730		●	

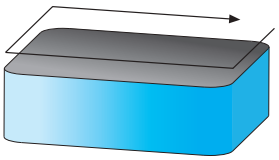

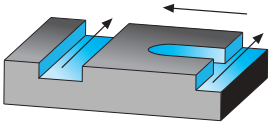

● **Disponibile - *Lieferbar* - On stock** ○ A richiesta - *Auf Anfrage* - On request

FRESE PER SPIANATURA 75° _ *PLANFRÄSER 75°* _ FACE MILLING CUTTERS 75°

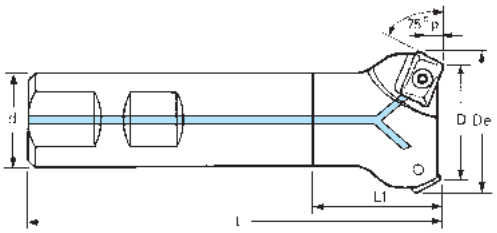

770 W

	D	De	d (mm)	L (mm)	L1 (mm)	p (mm)	z				KG		STOCK	PRICELIST on
770W W D25/2	25	28,6	20	95	25	4	2	APHT APHX APKT 1003 ...	VT25	BT08	0,220		●	
770W W D32/3	32	35,6	25	95	25	4	3				0,320		●	
770W W D40/4	40	43,6	25	100	25	4	4				0,400		●	

IN ESAURIMENTO _ SOLANGE DER VORRAT REICHT _ WHILE SUPPLIES LAST



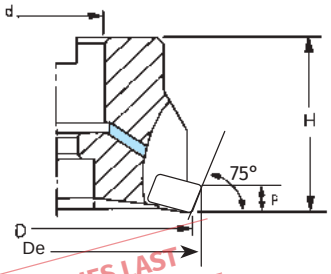

770 M

	D	De	d (mm)	H (mm)	p (mm)	z				KG		STOCK	PRICELIST on
770M W D50/5	50	54	22	40	6,5	5	APHT APHX APKT 1003 ...	VT25	BT08	0,360		●	
770M W D63/6	63	67	22	40	6,5	6				0,600		●	

IN ESAURIMENTO _ SOLANGE DER VORRAT REICHT _ WHILE SUPPLIES LAST

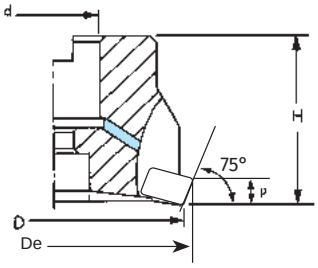

760 M

	D	De	d (mm)	H (mm)	p (mm)	z				KG		STOCK	PRICELIST on
760M W D50/3	50	54	16	40	6,5	3	APHT APHX APKT 1604 ...	VT40	BT15	0,310		●	
760M W D63/4	63	67	22	40	6,5	4				0,540		●	
760M W D80/5	80	84	27	50	6,5	5				1,150		●	
760M W D100/6	100	104	32	50	6,5	6				1,800		●	
760M W D125/7	125	129	40	63	6,5	7				3,140		●	

IN ESAURIMENTO _ SOLANGE DER VORRAT REICHT _ WHILE SUPPLIES LAST

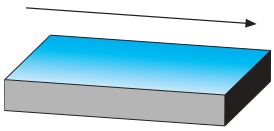

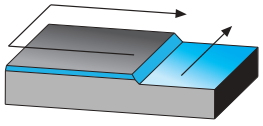

● Disponibile - *Lieferbar* - On stock ○ A richiesta - *Auf Anfrage* - On request

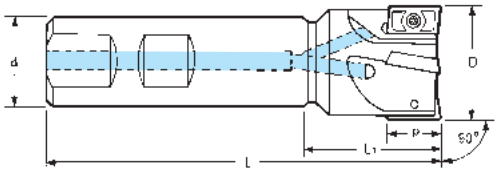

745 W	D	d	L (mm)	L1 (mm)	p (mm)	ß	z				KG		STOCK	PRICELIST on
745W W D20/3	20	20	100	30	9	4,0°	3	LNEX LNKX LNMX 1006...	VT30 745	BT09	0,220		●	
745W W D25/3	25	25	115	35	9	3,5°	3				0,400		●	
745W W D32/4	32	25	125	40	9	3,0°	4				0,520		●	
745W WL D20/3	20	20	150	50	9	4,0°	3				0,340		●	
745W WL D25/3	25	25	150	50	9	3,5°	3				0,520		●	
745W WL D32/4	32	32	200	60	9	3,0°	4				1,160		●	

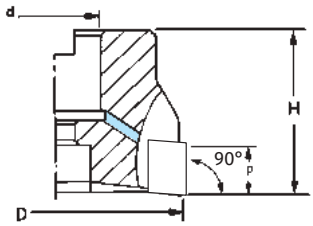

745 M	D	d	H (mm)	p (mm)	ß	z				KG		STOCK	PRICELIST on
745M W D40/5	40	16	40	9	2,0°	5	LNEX LNKX LNMX 1006...	VT30 745	BT09	0,260		●	
745M W D50/7	50	22	40	9	1,5°	7				0,380		●	
745M W D63/9	63	22	40	9	–	9				0,600		●	

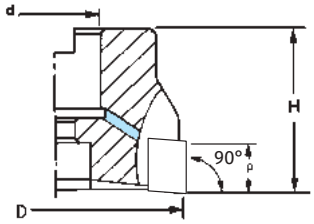

735 M	D	d	H (mm)	p (mm)	ß	z				KG		STOCK	PRICELIST on
735M W D50/5	50	22	40	14	2,0°	5	LNEX LNKX LNMX 1510...	VT40 735	BT15	0,320		●	
735M W D63/6	63	22	40	14	2,0°	6				0,520		●	
735M W D80/7	80	27	50	14	1,5°	7				1,120		●	
735M W D100/8	100	32	50	14	–	8				1,830		●	
735M W D125/10	125	40	63	14	–	10				3,520		●	
735M W D160/11	160	40	63	14	–	11				5,280		●	

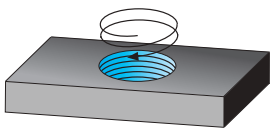

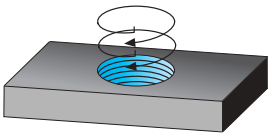

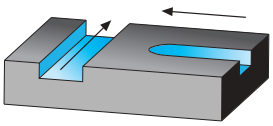

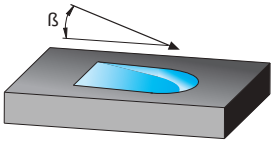

● **Disponibile - *Lieferbar* - On stock** ○ A richiesta - *Auf Anfrage* - On request

FRESE PER SPALLAMENTI _ *ECKFRÄSER* _ SHOULDER MILLING CUTTERS

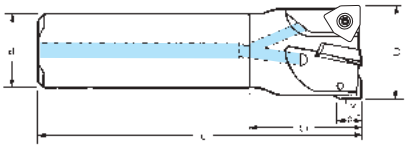

830 W

	D	d	L (mm)	L1 (mm)	p	z				KG		STOCK	PRICELIST on
830W W D20/3	20	20	90	40	4	3	WNEU 0403 ...	VT25 830	BT08	0,350		●	
830W W D25/4	25	25	100	44	4	4				0,600		●	
830W W D32/5	32	32	110	50	4	5				1,150		●	
830W WL D20/3	20	20	150	40	4	3				0,500		●	
830W WL D25/4	25	25	170	50	4	4				0,750		●	
830W WL D32/5	32	32	195	70	4	5				2,100		●	

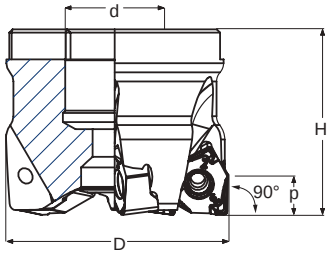

830 M

	D	d	H (mm)	p	z				KG		STOCK	PRICELIST on
830M W D32/6	32	16	40	4	6	WNEU 0403 ...	VT25 830	BT08	0,140		●	
830M W D40/6	40	16	40	4	6				0,300		●	
830M W D50/8	50	22	40	4	8				0,500		●	
830M W D63/9	63	22	40	4	9				0,540		●	
830M W D80/11	80	27	50	4	11				1,060		●	

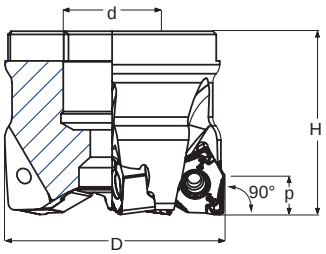

835 M

	D	d	H (mm)	p	z				KG		STOCK	PRICELIST on
835M W D40/4	40	16	40	7	4	WNEU WNMU WNEX 0806 ...	VT40 835	BT15	0,230		●	
835M W D50/5	50	22	40	7	5				0,320		●	
835M W D63/6	63	22	40	7	6				0,480		●	
835M W D80/7	80	27	50	7	7				1,060		●	
835M W D100/8	100	32	50	7	8				1,680		●	
835M W D125/10	125	40	63	7	10				2,970		●	
835M W D160/11	160	40	63	7	11				4,400		●	
835M W D63F/7	63	22	40	7	7				0,480		●	
835M W D80F/9	80	27	50	7	9				1,070		●	
835M W D100F/10	100	32	50	7	10				1,650		●	
835M W D125F/11	125	40	63	7	11				2,970		●	
835M W D160F/12	160	40	63	7	12				4,350		●	

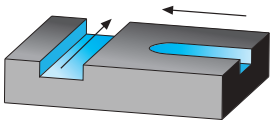

● **Disponibile - *Lieferbar* - On stock** ○ A richiesta - *Auf Anfrage* - On request

ALTO AVANZAMENTO
HOCHVORSCHUB
HIGH FEED

SULLA STESSA SEDE INSERTO POSSONO ESSERE MONTATE 2 TIPOLOGIE DI INSERTO.
AUF SELBEM PLATTENSITZ, KÖNNEN SIE 2 WENDEPLATTEN TYPOLOGIE MONTIEREN.
ON THE SAME INSERT SEAT, IT COULD BE USED 2 INSERT TYPE.

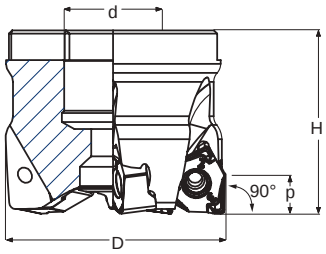

845 M	D	d	H	p	z				KG		STOCK	PRICELIST on
	⟷ (mm)											
845M W D40/4	40	16	40	7	4	**XNEX WNEU WNMU WNEX 0806...**	**VT40 835**	**BT15**	0,230		●	
845M W D50/5	50	22	40	7	5				0,320		●	
845M W D63/6	63	22	40	7	6				0,480		●	
845M W D80/7	80	27	50	7	7				1,060		●	
845M W D100/8	100	32	50	7	8				1,680		●	



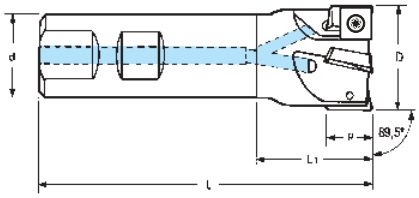

700 W	D	d	L	L1	p	z				KG		STOCK	PRICELIST on
	⟷ (mm)												
700W W D10/1	10	16	80	24	6	1	**SPGT SPMT 060304...**	**VT25**	**BT08**	0,100		○	
700W W D12/1	12	16	80	24	6	1				0,120		○	
700W W D16/2	16	16	85	37	6	2				0,130		○	
700W W D20/3	20	20	90	40	6	3				0,200		○	
700W W D25/4	25	25	95	39	6	4				0,340		○	
700W W D32/5	32	25	95	30	6	5				0,380		○	
Serie lunga - *Lange Ausführung* - Long models													
700W WL D16/2	16	16	150	101	6	2	**SPGT SPMT 060304...**	**VT25**	**BT08**	0,210		○	
700W WL D20/3	20	20	150	101	6	3				0,330		○	
700W WL D25/4	25	20	150	25	6	4				0,350		○	
700W WL D32/5	32	25	150	30	6	5				0,560		○	

IN ESAURIMENTO _ SOLANGE DER VORRAT REICHT _ WHILE SUPPLIES LAST

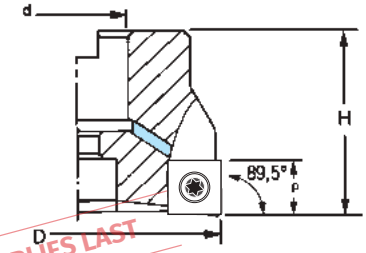

700 M	D	d	H	p	z				KG		STOCK	PRICELIST on
	⟷ (mm)											
700M W D40/6	40	16	40	6	6	**SPGT SPMT 060304...**	**VT25**	**BT08**	0,270		○	
700M W D50/7	50	22	40	6	7				0,430		○	
700M W D63/8	63	22	40	6	8				0,610		○	

IN ESAURIMENTO _ SOLANGE DER VORRAT REICHT _ WHILE SUPPLIES LAST

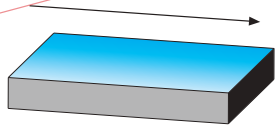

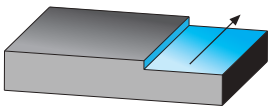

● **Disponibile - *Lieferbar* - On stock** ○ A richiesta - *Auf Anfrage* - On request

FRESE PER SPALLAMENTI _ *ECKFRÄSER* _ SHOULDER MILLING CUTTERS

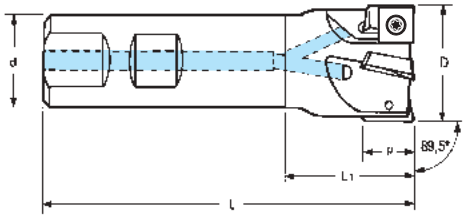

705 W

	D	d	L (mm)	L1 (mm)	p	z				KG		STOCK	PRICELIST on
705W W D25/2	25	25	100	44	9	2	SPGT SPMT 09T308...	VT35S	BT15	0,380	●	O	
705W W D32/3	32	32	110	50	9	3				0,640	●	O	
705W W D40/4	40	32	115	45	9	4				0,760	●	O	

IN ESAURIMENTO _ SOLANGE DER VORRAT REICHT _ WHILE SUPPLIES LAST

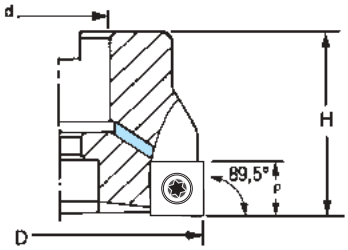

705 M

	D	d (mm)	H (mm)	p	z				KG		STOCK	PRICELIST on
705M W D40/4	40	16	40	9	4	SPGT SPMT 09T308...	VT35S	BT15	0,210	●	O	
705M W D50/5	50	22	40	9	5				0,290	●	O	
705M W D63/6	63	22	40	9	6				0,530	●	O	
705M W D80/7	80	27	50	9	7				1,180	●	O	
705M W D100/8	100	32	50	9	8				1,670	●	O	

IN ESAURIMENTO _ SOLANGE DER VORRAT REICHT _ WHILE SUPPLIES LAST

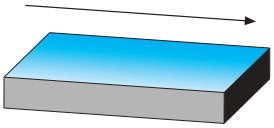

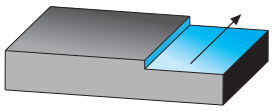

● **Disponibile - *Lieferbar* - On stock** O A richiesta - *Auf Anfrage* - On request

FRESE PER SPALLAMENTI _ *ECKFRÄSER* _ SHOULDER MILLING CUTTERS

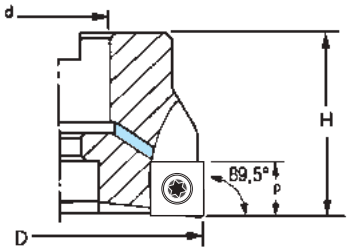

715 M	D	d	H	p	z				KG		STOCK	PRICELIST on
		(mm)										
715M W D50/5	50	22	40	12	5	SPGT SPMT 120408...	VT50	BT20	0,280		○	
715M W D63/6	63	22	40	12	6				0,600		○	
715M W D80/6	80	27	50	12	6				0,980		○	
715M W D100/8	100	32	50	12	8				1,540		○	
715M W D125/9	125	40	63	12	9				3,280		○	

IN ESAURIMENTO SOLANGE DER VORRAT REICHT WHILE SUPPLIES LAST

FRESE PER SPIANATURA - SPALLAMENTI 90°
PLANFRÄSER - ECKFRÄSER 90° _ FACE - SHOULDER MILLING CUTTERS 90°

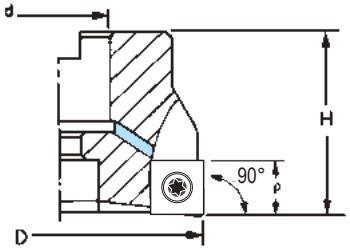

710 M	D	d	H	p	z				KG		STOCK	PRICELIST on
		(mm)										
710M W D40/4	40	16	45	10,5	4	SDMT 1205...	VT40 710	BT15	0,230		●	
710M W D50/5	50	22	40	10,5	5				0,280		●	
710M W D63/6	63	22	40	10,5	6				0,600		●	
710M W D80/6	80	27	50	10,5	6				0,980		●	
710M W D100/8	100	32	50	10,5	8				1,540		●	
710M W D125/9	125	40	63	10,5	9				3,280		●	

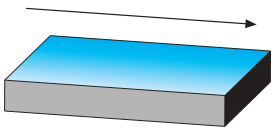

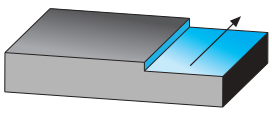

● **Disponibile - *Lieferbar* - On stock** ○ A richiesta - *Auf Anfrage* - On request

FRESE PER SPIANATURA 45° _ *PLANFRÄSER 45°* _ FACE MILLING CUTTERS 45°



SULLA STESSA SEDE INSERTO POSSONO ESSERE MONTATE 2 TIPOLOGIE DI INSERTO: 8 TAGLIENTI E 16 TAGLIENTI.

AUF SELBEM PLATTENSITZ, KÖNNEN SIE 2 WENDEPLATTEN TYPOLOGIE MONTIEREN: 8 SCHNEIDEN UND 16 SCHNEIDEN

ON THE SAME INSERT SEAT, IT COULD BE USED 2 INSERT TYPE: 8 CUTTING EDGE AND 16 CUTTING EDGE.



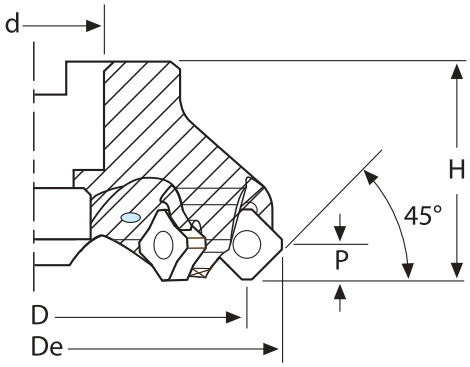

810 M	D	De	d	H	p	p	z					STOCK	PRICELIST on
	(mm)												
810M W D50/4	50	63	22	40	6	3	4	SNEX SNKX SNMX 1206... SNMU 1206... ONMU 1205...	VT40S	BT20	0,520	●	
810M W D63/6	63	76	22	40	6	3	6				0,640	●	
810M W D80/7	80	93	27	50	6	3	7				1,250	●	
810M W D100/8	100	113	32	50	6	3	8				1,830	●	
810M W D125/10	125	138	40	63	6	3	10				3,920	●	
810M W D160/12	160	173	40	63	6	3	12				5,280	●	
810M W D200/14	200	213	60	63	6	3	14				10,200	●	
810M W D250/16	250	263	60	63	6	3	16				13,900	●	
810M W D50F/6	50	63	22	40	6	3	6				0,520	●	
810M W D63F/8	63	76	22	40	6	3	8				0,640	●	
810M W D80F/10	80	93	27	50	6	3	10				1,250	●	
810M W D100F/12	100	113	32	50	6	3	12				1,830	●	
810M W D125F/16	125	138	40	63	6	3	16				3,920	●	
810M W D160F/20	160	173	40	63	6	3	20				5,280	●	

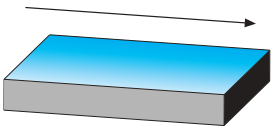

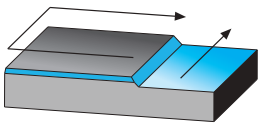

● **Disponibile - *Lieferbar* - On stock** ○ A richiesta - *Auf Anfrage* - On request

FRESE PER SPIANATURA 45° _ *PLANFRÄSER 45°* _ FACE MILLING CUTTERS 45°

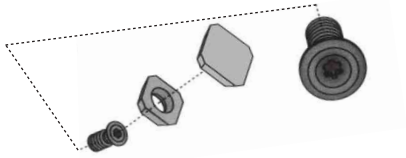

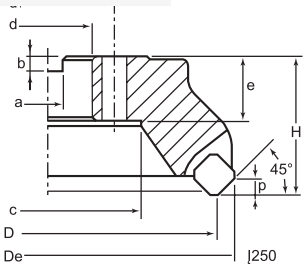

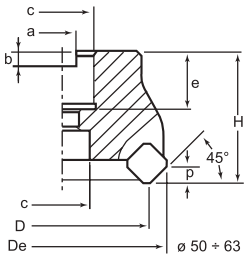

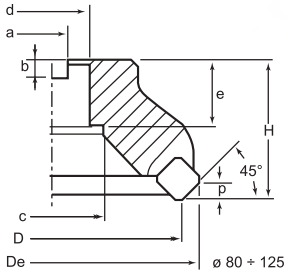

550 M	D	De	d	d1	c (mm)	e	a	b	H	p	z		KG		STOCK	PRICELIST on
550M W D50-12/4	50	63	22	-	17	21	10,4	6,3	48	6	4		0,600		●	
550M W D63-12/5	63	76	22	-	19	21	10,4	6,3	40	6	5		0,690		●	
550M W D80-12/6	80	93	27	-	38	24	12,4	7	50	6	6		1,370		●	
550M W D100-12/6	100	113	32	-	45	26	14,4	8	50	6	6	**SEKN SEKR 1203...**	2,000		●	
550M W D125-12/7	125	138	40	-	56	32	16,4	9	63	6	7		3,900		●	
550M W D160-12/7 *	160	173	40	66,7	86	32	16,4	9	63	6	7		5,900		●	
550M W D200-12/10 *	200	213	60	101,7	129	32	25,7	14	63	6	10		15,000		●	
550M W D250-12/13 *	250	263	60	101,7	178	32	25,7	14	63	6	13		15,000		●	

550 M-L	D	De	d	d1	c (mm)	e	a	b	H	p	z		KG		STOCK	PRICELIST on
550M W D50-12L/4	50	63	22	-	17	21	10,4	6,3	48	6	4		0,600		●	
550M W D63-12L/5	63	76	22	-	19	21	10,4	6,3	40	6	5		0,690		●	
550M W D80-12L/6	80	93	27	-	38	24	12,4	7	50	6	6	**SEKN SEKR 1203...**	1,370		●	
550M W D100-12L/6	100	113	32	-	45	26	14,4	8	50	6	6		2,000		●	
550M W D125-12L/7	125	138	40	-	56	32	16,4	9	63	6	7		3,900		○	

IN ESAURIMENTO _ SOLANGE DER VORRAT REICHT _ WHILE SUPPLIES LAST

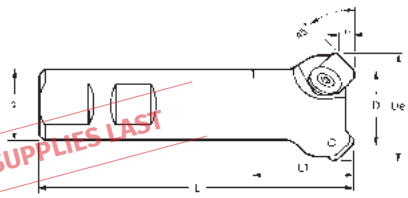

550 W	D	De	d (mm)	L	L1	p	z		KG		STOCK	PRICELIST on
550W W D40-12/4	40	53	32	115	45	6	4	**SEKN SEKR 1203...**	0,840		○	

IN ESAURIMENTO _ SOLANGE DER VORRAT REICHT _ WHILE SUPPLIES LAST

RICAMBI *ERSATZTEILE* SPAREPARTS	Sottoplacchetta Support	Vite di bloccaggio Insert locking screw		Vite sottoplacchetta Screw support	Chiave Key	Chiave Key
	AKE12,4	CVB55 (550M) (550W)	CVB55L (550M-L)	VF4	BT25 TORX PLUS	BT08

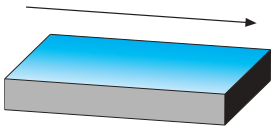

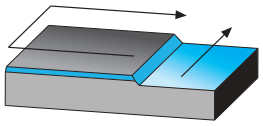

● **Disponibile - *Lieferbar* - On stock** ○ A richiesta - *Auf Anfrage* - On request

FRESE PER SPIANATURA 45° _ *PLANFRÄSER 45°* _ FACE MILLING CUTTERS 45°

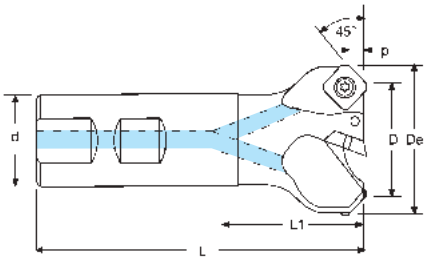

600 W	D	De	d (mm)	L (mm)	L1 (mm)	p	z				KG		STOCK	PRICELIST on
600W W D25/2	25	38	25	100	44	6	2	SEHT SEHX SEKT 1204...	VT50	BT20	0,370		●	
600W W D32/3	32	45	25	110	54	6	3				0,420		●	
600W W D40/4	40	53	32	115	55	6	4				0,780		●	

ART. 600 M

ART. 600 M ECO

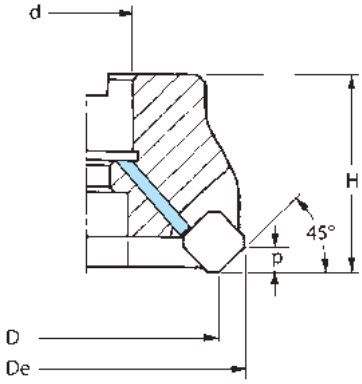

600 M 600 M ECO	D	De	d (mm)	H (mm)	p	z				KG		STOCK	PRICELIST on
600M W D40-12/3	40	53	16	40	6	3	SEHT SEHX SEKT 1204...	VT50	BT20	0,270		●	
600M W D50-12/4	50	63	22	48	6	4				0,480		●	
600M D50-12/4 ECO	50	63	22	48	6	4				0,480	--	●	
600M W D63-12/5	63	76	22	48	6	5				0,760		●	
600M D63-12/5 ECO	63	76	22	48	6	5				0,760	--	●	
600M W D80-12/6	80	93	27	50	6	6				1,270		●	
600M D80-12/6 ECO	80	93	27	50	6	6				1,270	--	●	
600M W D100-12/6	100	113	32	50	6	6				1,790		●	
600M D100-12/6 ECO	100	113	32	50	6	6				1,790	--	●	
600M W D125-12/7	125	138	40	63	6	7				3,470		●	
600M W D160-12/8	160	173	40	63	6	8				5,280		●	
600M D200-12/12	200	213	60	63	6	12				7,800	--	●	
600M D250-12/16	250	263	60	63	6	16				11,100	--	●	
600M W D40-12F/4	40	53	16	40	6	4				0,270		●	
600M W D50-12F/5	50	63	22	48	6	5				0,480		●	
600M W D63-12F/6	63	76	22	48	6	6				0,760		●	
600M W D80-12F/7	80	93	27	50	6	7				1,270		●	
600M W D100-12F/8	100	113	32	50	6	8				1,790		●	
600M W D125-12F/9	125	138	40	63	6	9				3,470		●	
600M W D160-12F/10	160	173	40	63	6	10				5,280		●	

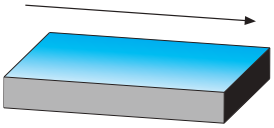

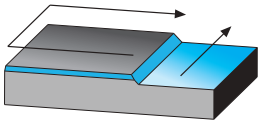

● Disponibile - *Lieferbar* - On stock ○ A richiesta - *Auf Anfrage* - On request

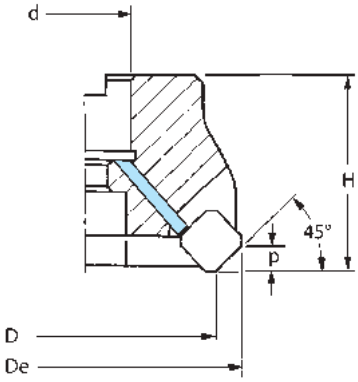

670 M	D	De	d	H	p	z				KG		STOCK	PRICELIST on
		(mm)											
670M W D50-12/4	50	63	22	48	6	4				0,520	💧	O	
670M W D63-12/5	63	76	22	48	6	5				0,800	💧	O	
670M W D80-12/6	80	93	27	50	6	6				1,300	💧	O	
670M W D100-12/6	100	113	32	50	6	6	SDHT SDKT 1204...	VT45	BT20	1,770	💧	O	
670M W D125-12/7	125	138	40	63	6	7				3,700	💧	O	
670M W D160-12/8	160	173	40	63	6	8				5,280	💧	O	
670M D200-12/12	200	213	60	63	6	12				14,000	--	O	
670M D250-12/16	250	263	60	63	6	16				14,000	--	O	

IN ESAURIMENTO _ SOLANGE DER VORRAT REICHT _ WHILE SUPPLIES LAST

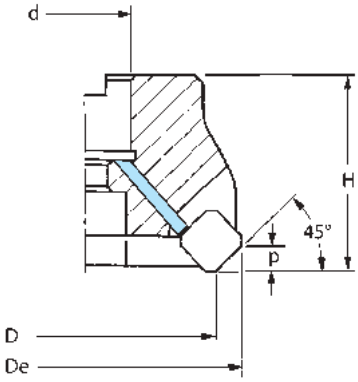

680 M	D	De	d	H	p	z				KG		STOCK	PRICELIST on
		(mm)											
680M W D50-13/4	50	63	22	40	6	4				0,460	💧	●	
680M W D63-13/5	63	76	22	40	6	5				0,610	💧	●	
680M W D80-13/6	80	93	27	50	6	6				1,300	💧	●	
680M W D100-13/7	100	113	32	50	6	7				1,670	💧	●	
680M W D125-13/8	125	138	40	63	6	8				3,370	💧	●	
680M D160-13/10	160	173	40	63	6	10				4,500	--	●	
680M D200-13/12	200	213	60	63	6	12	SEHT SEHX 13T3...	VT3511	BT15	14,000	--	O	
680M D250-13/16	250	263	60	63	6	16				14,000	--	O	
680M W D50-13F/5	50	63	22	40	6	5				0,460	💧	●	
680M W D63-13F/6	63	76	22	40	6	6				0,610	💧	●	
680M W D80-13F/8	80	93	27	50	6	8				1,300	💧	●	
680M W D100-13F/10	100	113	32	50	6	10				1,670	💧	●	
680M W D125-13F/12	125	138	40	63	6	12				3,370	💧	●	
680M D160-13F/16	160	173	40	63	6	16				4,500	--	●	

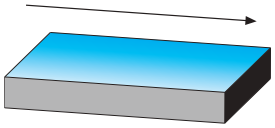

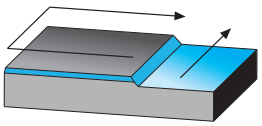

● **Disponibile - *Lieferbar* - On stock** O A richiesta - *Auf Anfrage* - On request

FRESE PER SCANALATURE E TAGLIO _ *SCHEIBENFRÄSER* _ GROOVING AND CUT OFF MILLS

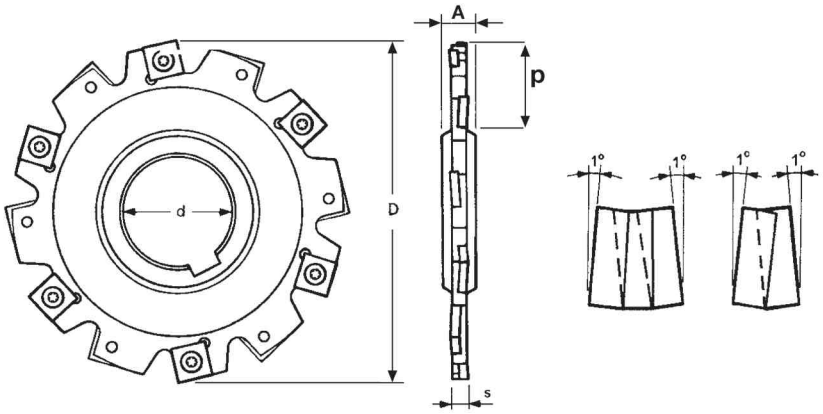

ANGOLO ASSIALE -3°
ANGOLO RADIALE -12°

AXIAL WINKEL -3°
RADIAL WINKEL -12°

AXIAL RAKE -3°
RADIAL RAKE -12°

610	D	d	s	A	B	Z	Fattore K	p				KG		STOCK	PRICELIST on
				(mm)											
610 63 04	63	22	4	8	34	8	4	14	**SNHX 1102T**	**VTX3503**	**BT09**	0,070	--	O	
05	63	22	5	8	34	8	4	14	**SNHX 1103T**	**VTX3504**	**BT09**	0,080	--	O	
06	63	22	6	8	34	6	3	14	**SNHX 1203T**	**VTX405**	**BT15**	0,080	--	O	
610 80 04	80	22	4	8	34	10	5	22	**SNHX 1102T**	**VTX3503**	**BT09**	0,200	--	O	
05	80	22	5	8	34	10	5	22	**SNHX 1103T**	**VTX3504**	**BT09**	0,220	--	O	
06	80	22	6	8	34	8	4	22	**SNHX 1203T**	**VTX405**	**BT15**	0,240	--	O	
610 100 04	100	27	4	12	45	12	6	25	**SNHX 1102T**	**VTX3503**	**BT09**	0,240	--	O	
05	100	27	5	12	45	12	6	25	**SNHX 1103T**	**VTX3504**	**BT09**	0,330	--	O	
06	100	27	6	12	45	10	5	25	**SNHX 1203T**	**VTX405**	**BT15**	0,360	--	O	
10	100	27	10	12	45	10	5	25	**SNHX 1205T**	**VTX408**	**BT15**	0,470	--	O	
610 125 04	125	40	4	12	58	12	6	31	**SNHX 1102T**	**VTX3503**	**BT09**	0,410	--	O	
05	125	40	5	12	58	12	6	31	**SNHX 1103T**	**VTX3504**	**BT09**	0,450	--	O	
06	125	40	6	12	58	12	6	31	**SNHX 1203T**	**VTX405**	**BT15**	0,500	--	O	
10	125	40	10	12	58	12	6	31	**SNHX 1205T**	**VTX408**	**BT15**	0,670	--	O	
610 160 04	160	40	4	12	68	18	9	44	**SNHX 1102T**	**VTX3503**	**BT09**	0,660	--	O	
05	160	40	5	12	68	18	9	44	**SNHX 1103T**	**VTX3504**	**BT09**	0,740	--	O	
06	160	40	6	12	68	16	8	44	**SNHX 1203T**	**VTX405**	**BT15**	0,840	--	O	
10	160	40	10	12	68	16	8	44	**SNHX 1205T**	**VTX408**	**BT15**	1,130	--	O	
14	160	40	14	14	68	15	5	44	**SNHX 1205T**	**VTX408**	**BT15**	1,600	--	O	
610 200 04	200	50	4	12	72	18	9	62	**SNHX 1102T**	**VTX3503**	**BT09**	0,860	--	O	
05	200	50	5	12	72	18	9	62	**SNHX 1103T**	**VTX3504**	**BT09**	0,990	--	O	
06	200	50	6	12	72	18	9	62	**SNHX 1203T**	**VTX405**	**BT15**	1,200	--	O	
10	200	50	10	12	72	18	9	62	**SNHX 1205T**	**VTX408**	**BT15**	1,800	--	O	
14	200	50	14	14	72	18	6	62	**SNHX 1205T**	**VTX408**	**BT15**	2,500	--	O	
610 250 10	250	50	10	12	72	24	12	87	**SNHX 1205T**	**VTX408**	**BT15**	2,800	--	O	

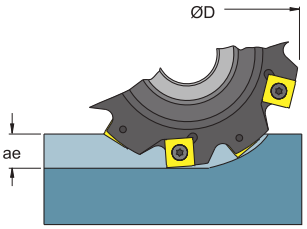

ae/D	0,5-1 50 - 100%	0,2 20%	0,1 10%	0,05 5%
Vc	Vc (min)----------Vc (max)			
	R-------M----------F			

ae/D	0,3 30%	0,2 20%	0,1 10%	0,05 5%	0,02 2%
Kae	1,2	1,5	2,1	3	4,8

Ve = m/min VELOCITÀ DI TAGLIO - CUTTING SPEED
n = giri/min (min-1) NUMERO DI GIRI - NUMBER OF REVOLUTIONS
fz = mm AVANZAMENTO AL DENTE - TOOTH FEED
fn = mm AVANZAMENTO AL GIRO - FEEDl REVOLUTION
Vf = mm/min VELOCITÀ DIAVANZAMENTO - FEED SPEED

Kae = FATTORE DICORREZIONE - CORRECTION FACTOR
F = FINITURA, LAV. LEGGERA - FINISHING, LIGHT MACHINING
M = LAV. MEDIA,GENERICA - MEDIUM MACHINING, GENERIC
R = SGROSSATURA, LAV. PESANTE - ROUGHING, HEAVY MACHINING

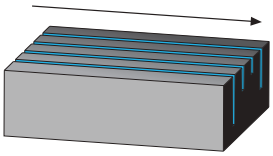

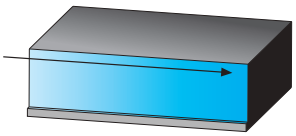

● **Disponibile - *Lieferbar* - On stock** O A richiesta - *Auf Anfrage* - On request

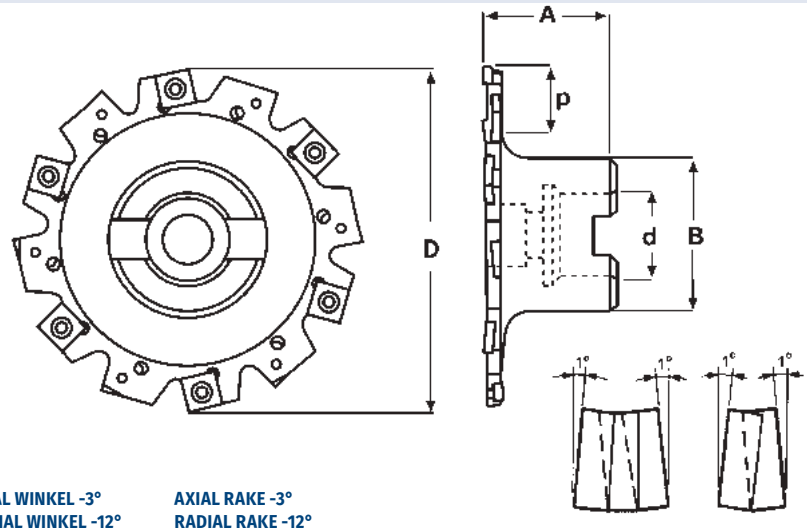

ANGOLO ASSIALE -3°
ANGOLO RADIALE -12°

AXIAL WINKEL -3°
RADIAL WINKEL -12°

AXIAL RAKE -3°
RADIAL RAKE -12°

610 M	D	d	s	A	B	Z	Fattore K	p				KG		STOCK	PRICELIST on
				(mm)											
610M 50 04	50	16	4	50	32	4	2	8,5	SNHX 1102T	VTX3503	BT09	0,300	--	O	
05	50	16	5	50	32	4	2	8,5	SNHX 1103T	VTX3504	BT09	0,300	--	O	
06	50	16	6	50	32	4	2	8,5	SNHX 1203T	VTX405	BT15	0,300	--	O	
10	50	16	10	50	32	4	2	8,5	SNHX 1205T	VTX408	BT15	0,300	--	O	
610M 63 04	63	22	4	50	40	8	4	10,5	SNHX 1102T	VTX3503	BT09	0,390	--	O	
05	63	22	5	50	40	8	4	10,5	SNHX 1103T	VTX3504	BT09	0,400	--	O	
06	63	22	6	50	40	6	3	10,5	SNHX 1203T	VTX405	BT15	0,400	--	O	
10	63	22	10	50	40	6	3	10,5	SNHX 1205T	VTX408	BT15	0,400	--	O	
14	63	22	14	50	40	6	2	10,5	SNHX 1205T	VTX408	BT15	0,500	--	O	
610M 80 04	80	22	4	50	40	10	5	20	SNHX 1102T	VTX3503	BT09	0,430	--	O	
05	80	22	5	50	40	10	5	20	SNHX 1103T	VTX3504	BT09	0,500	--	O	
06	80	22	6	50	40	8	4	20	SNHX 1203T	VTX405	BT15	0,500	--	O	
10	80	22	10	50	40	8	4	20	SNHX 1205T	VTX408	BT15	0,600	--	O	
14	80	22	14	50	40	6	2	20	SNHX 1205T	VTX408	BT15	0,650	--	O	
610M 100 04	100	27	4	50	48	12	6	24,2	SNHX 1102T	VTX3503	BT09	0,690	--	O	
05	100	27	5	50	48	12	6	24,2	SNHX 1103T	VTX3504	BT09	0,730	--	O	
06	100	27	6	50	48	10	5	24,2	SNHX 1203T	VTX405	BT15	0,740	--	O	
10	100	27	10	50	48	10	5	24,2	SNHX 1205T	VTX408	BT15	0,840	--	O	
14	100	27	14	50	48	9	3	24,2	SNHX 1205T	VTX408	BT15	1,000	--	O	
610M 125 04	125	40	4	50	70	12	6	23,7	SNHX 1102T	VTX3503	BT09	1,000	--	O	
05	125	40	5	50	70	12	6	23,7	SNHX 1103T	VTX3504	BT09	1,100	--	O	
06	125	40	6	50	70	12	6	23,7	SNHX 1203T	VTX405	BT15	1,100	--	O	
10	125	40	10	50	70	12	6	23,7	SNHX 1205T	VTX408	BT15	1,210	--	O	
14	125	40	14	50	70	12	4	23,7	SNHX 1205T	VTX408	BT15	1,450	--	O	
610M 160 04	160	40	4	50	70	16	8	41,2	SNHX 1102T	VTX3503	BT09	1,240	--	O	
05	160	40	5	50	70	16	8	41,2	SNHX 1103T	VTX3504	BT09	1,310	--	O	
06	160	40	6	50	70	16	8	41,2	SNHX 1203T	VTX405	BT15	1,450	--	O	
10	160	40	10	50	70	16	8	41,2	SNHX 1205T	VTX408	BT15	1,720	--	O	
14	160	40	14	50	70	15	5	41,2	SNHX 1205T	VTX408	BT15	2,140	--	O	

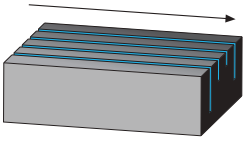

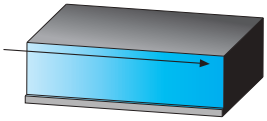

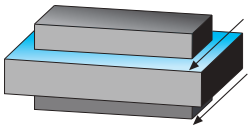

● **Disponibile - *Lieferbar* - On stock** O A richiesta - *Auf Anfrage* - On request

FRESE PER SCANALATURE E TAGLIO _ *SCHEIBENFRÄSER* _ GROOVING AND CUT OFF MILLS

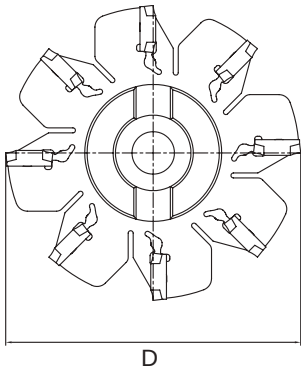

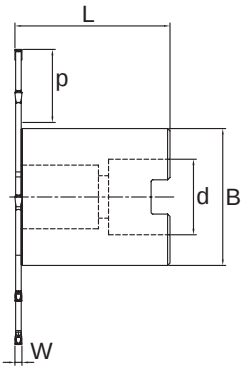

GEDM	Ø D	L	W (mm)	p	Ø B	d	Z		KG	STOCK	PRICELIST on
GEDM 08020 Z4 ST *	80	39,9	2,0	25	29	M16	4	GELCG..192002	0,250	--	●
GEDM 10020 Z6 SA	100	51,9	2,0	28	40	22	6		0,700	--	●
GEDM 12520 Z8 SA	125	51,9	2,0	36	48	27	8		1,250	--	●
GEDM 16020 Z10 SA	160	64,9	2,0	39	80	40	10		2,500	--	●
GEDM 08030 Z4 ST *	80	40,7	3,0	25	29	M16	4	GELCG..193002	0,250	--	●
GEDM 10030 Z6 SA	100	52,7	3,0	28	40	22	6		0,700	--	●
GEDM 12530 Z8 SA	125	52,7	3,0	36	48	27	8		1,300	--	●
GEDM 16030 Z10 SA	160	65,7	3,0	39	80	40	10		2,550	--	●
GEDM 12540 Z6 SA	125	53,5	4,0	37,5	48	27	6	GELCG..234002	1,350	--	●
GEDM 16040 Z8 SA	160	66,5	4,0	39	80	40	8		2,650	--	●

*** Gambo filettato _** *Schaftausführung Gewinde* **_ Threaded shank**

INSERTI _ *WECHSELPLATTEN* _ INSERTS

Inserto unico per tutto il programma _ ***Ein Wendeplatte fuer gesamtes Programm*** _ One insert for whole programme

CODICE ORDINE Bestell-Nr. Order No.	FIGURA Form Figure	W (mm)	r (mm)	TAGLIENTI *Schneide* Cutting edge	DENOMINAZIONE Bezeichnung Designation	NON RIVESTITI Unbeschichte Uncoated K15	P25	P40	RIVESTITI Beschichtet Coated P200	P300	K300	K400	TIN PVD	TIALN PVD	CERMET X99	X55
GELCGS		2,0	0,2	1	GELCGS 192002	●				●	●					
		3,0	0,2	1	GELCGS 193002	●				●	●					
		4,0	0,2	1	GELCGS 234002	●				●	●					
GELCGD		2,0	0,2	2	GELCGD 192002	●				●	●					
		3,0	0,2	2	GELCGD 193002	●				●	●					
		4,0	0,2	2	GELCGD 234002	●				●	●					

GE KEY

Chiave _ Schlüssel _ Spanner

PRICELIST on

GE KEY

Chiave non inclusa. Da ordinare separatamente.
Schlüssel nicht eingeschlossen. Separat bestellen.
Key not included. To be ordered separately.

● **Disponibile - *Lieferbar* - On stock** ○ A richiesta - *Auf Anfrage* - On request

MINIMILL

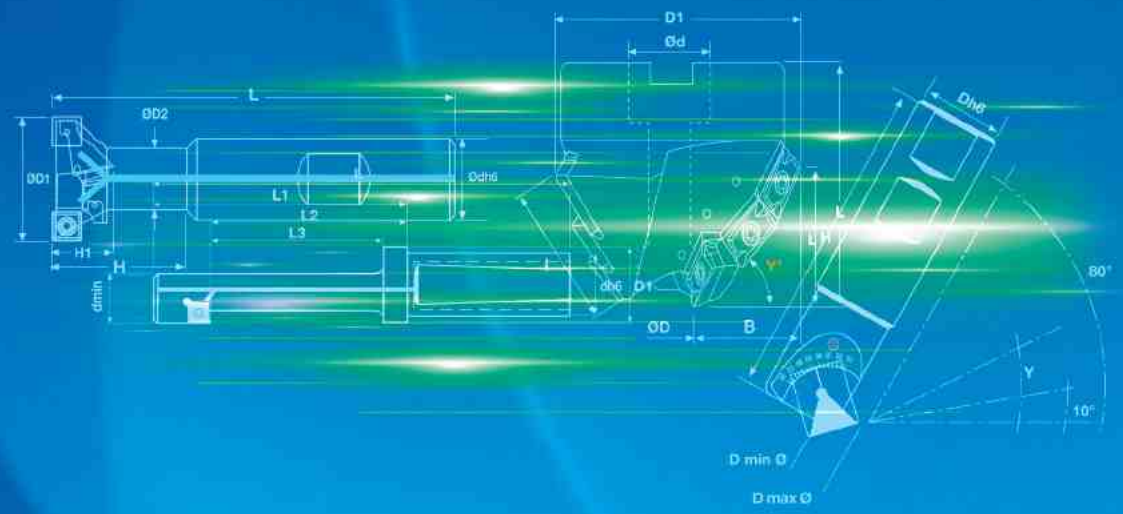
D1
Ød
L
ØD2
ØD1
Ødh6
L1
L2
L3
H1
H
dmin
db6
D1
ØD
B
Dh6
LH
80°
Y
10°
D min Ø
D max Ø

● **Disponibile - *Lieferbar* - On stock** ○ A richiesta - *Auf Anfrage* - On request

FRESE PER CAVE A T _ *FRÄSER FÜR T-NUTEN* _ T SLOT MILLING CUTTER

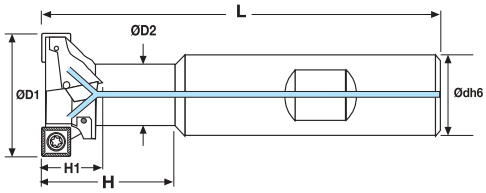

250 W	ØD1	ØD2	L (mm)	H	H1	Ødh6	K	Z				KG		STOCK	PRICELIST on
250.021 WW	21	11	76	26	9	16	1	2	SPGT SPMT 060304	VT25	BT08	0,100		●	
250.025 WW	25	13	82	31	11	16	2	4				0,100		●	
250.032 WW	32	17	88	38	14	20	2	4	SPGT SPMT 09T308	VT35S	BT15	0,200		●	
250.040 WW	40	21	108	50	17	25	2	4				0,400		●	
250.050 WW	50	27	120	56	22	32	2	4	SPGT SPMT 120408	VT50	BT20	0,670		●	

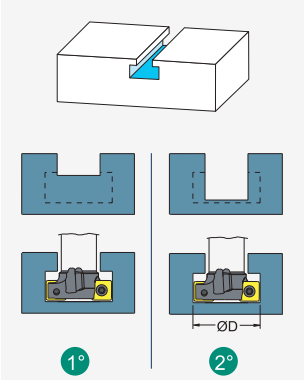

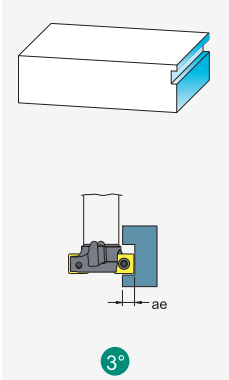

	1°	2°	3°			
ae/D	1 100%	0,5 50%	0,2 20%	0,1 10%	0,05 5%	0,02 2%
Kae	1	1	1,5	2,1	3	4,8

Vc	ae/D	0,5-1 50-100%	0,2 20%	0,1 10%	0,05 5%
		Vc (min)---------Vc(max)			
		R-------M----------F			

NOTE
Per cave a "T" secondo norme DIN 650-UNI 4788-ISO 299
Fur "T" Nuten nach DIN 650-uni 4788-ISO 299 Normen
For "T" slot cutters according to DIN 650-UNI4788-ISO 299 norms

- **Ve** m/min VELOCITÀ DI TAGLIO - CUTTING SPEED
- **n** giri/min (min-1) NUMERO DI GIRI - NUMBER OF REVOLUTIONS
- **fz** mm AVANZAMENTO AL DENTE - TOOTH FEED
- **fn** mm AVANZAMENTO AL GIRO - FEED l REVOLUTION
- **Vf** mm/min VELOCITÀ DI AVANZAMENTO - FEED SPEED
- **Kae** FATTORE DI CORREZIONE - CORRECTION FACTOR
- **F** FINITURA, LAV. LEGGERA - FINISHING, LIGHT MACHINING
- **M** LAV. MEDIA, GENERICA - MEDIUM MACHINING, GENERIC
- **R** SGROSSATURA, LAV. PESANTE - ROUGHING, HEAVY MACHINING
- **Z** Numero di eliche / Schraubenanzahl / Number of flutes
- **K** Fattore d'avanzamento / Vorschubfaktor / Factor of feed

FRESE FORANTI _ *BOHRNUTFRÄSER* _ DRILLING ENDMILL

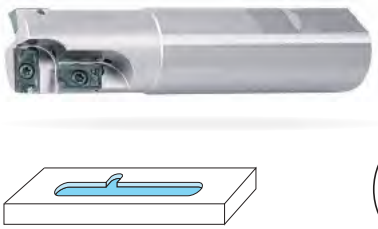

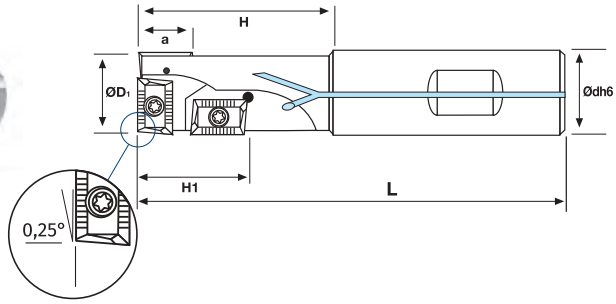

720 W	ØD1	Ødh6	L (mm)	H	H1	a	Z				KG		STOCK	PRICELIST on
720W W D20	20	20	90	35	17	9	3	APKT 1003...	VT25	BT08	0,200		●	
720W W D25	25	25	110	50	19	9	3				0,360		●	
720W W D32	32	32	130	50	30	15	3	APKT 1604...	VT40	BT15	0,720		●	
Serie lunga - *Lange Ausführung* - Long models														
720W WL D20	20	20	150	98	17	9	3	APKT 1003...	VT25	BT08	0,320		●	
720W WL D25	25	25	150	94	19	9	3				0,500		●	
Serie extra lunga - *Extralange Ausführung* - Extralong models														
720W WXL D20	20	20	180	125	17	9	3	APKT 1003...	VT25	BT08	0,390		●	
720W WXL D25	25	25	200	140	19	9	3				0,680		●	
720W WXL D32	32	32	220	160	30	15	3	APKT 1604...	VT40	BT15	1,250		●	

● **Disponibile - *Lieferbar* - On stock** ○ A richiesta - *Auf Anfrage* - On request

SVASATORI-SBAVATORI 45°_ *ENTGRATUNGSSENKER 45°*_ DEBURRING COUNTERSINKS 45°

NEW



7545	D	D1	L	Ødh6	y°	Z				KG		STOCK	PRICELIST on
		(mm)											
7545-VT13-C12-0422	22	4	85	12	45°	1	TCEX 13T302	SS1114	BT15	0,200	--	●	





7745	Fig.	D	D1	L	Ødh6	y°	Z				KG		STOCK	PRICELIST on
			(mm)											
7745VT16-C12-0525	1	25	5	78	12	45°	1	TCGX 163504	VT40	BT15	0,140	--	●	
7745VT16-C12-2545	2	45	25	78	12	45°	1				0,310	--	●	

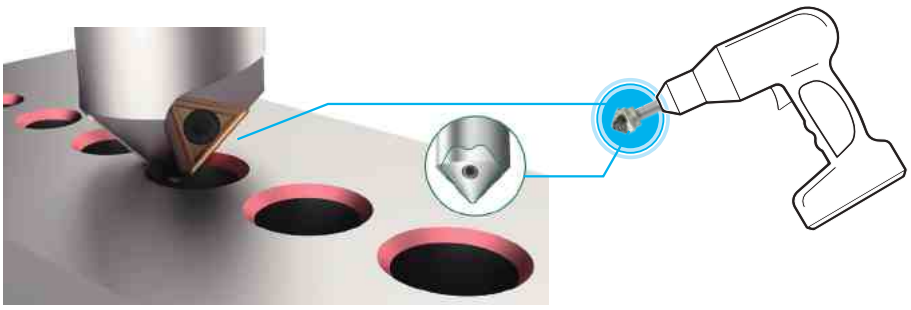

● **Disponibile - *Lieferbar* - On stock** ○ A richiesta - *Auf Anfrage* - On request

FRESE PER SMUSSI, SCANALATURE A V E CENTRARE 45°/30°
FAS-UND ZENTRIERFRÄSER 45°/30° _ CENTER DRILLING, CHAMFERING AND V GROOVING 45°/30°

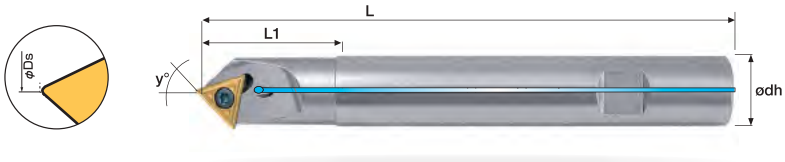

311 W	Ødh6	DS	L (mm)	L1 (mm)	Y°	Z	Dmin	Dmax				KG		STOCK	PRICELIST on
311.020 WW	20	0,4 / 0,8	115	40	45°	1	0,4	20	TCMX 16T3ZR 16T308ZR	VT40	BT15	0,240	💧	●	
311.020 WWL	20	0,4 / 0,8	150	60	45°	1	0,4	20				0,320	💧	●	
311.020 WWXL	20	0,4 / 0,8	200	80	45°	1	0,4	20				0,430	💧	●	



160 W	Ødh6	DS	L (mm)	L1 (mm)	Y°	Z	Dmin	Dmax				KG		STOCK	PRICELIST on
160.45 W	16	0,8	120	40	45°	1	0.8	17	SEEX 12T408	VT4010	BT15	0,190	--	●	
160.30 W	16	0,8	120	40	30°	1	0.8	21				0,200	--	●	

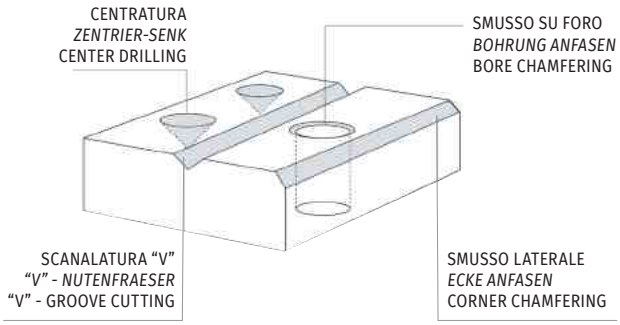

FRESE PER SMUSSI E SVASATURE 30°, 45° E 60°
FRÄSER ZUM FASEN 30°, 45° E 60° _ CHAMFERING MILLING CUTTER 30°, 45° AND 60°

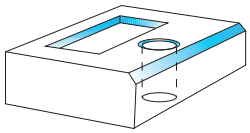



300 W	ØD1	ØD2	L (mm)	H (mm)	Ødh6	Y°	Z				KG		STOCK	PRICELIST on
300.016 WW	1,2	16	70	20	12	45°	1	TCMT 1102...	VT25B	BT08	0,060		●	
300.021 WW	6,2	21	90	35	20	45°	2				0,180		●	
300.032 WW	10,4	32,5	100	42	25	45°	2	TCMT 16T3...	VT40	BT15	0,380		●	
310.016 WW	5,4	16	70	20	12	60°	1	TCMT 1102...	VT25B	BT08	0,060		●	
310.027 WW	15,8	26	90	35	20	60°	2				0,180		●	
310.032 WW	20	35	100	39	25	60°	2	TCMT 16T3...	VT40	BT15	0,380		●	
315.032 WW	6	32	100	38	25	30°	2	TCMT 16T3...	VT40	BT15	0,380		●	

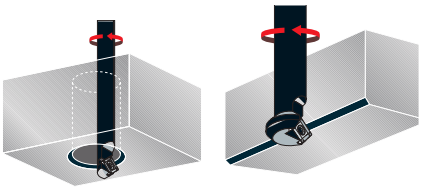

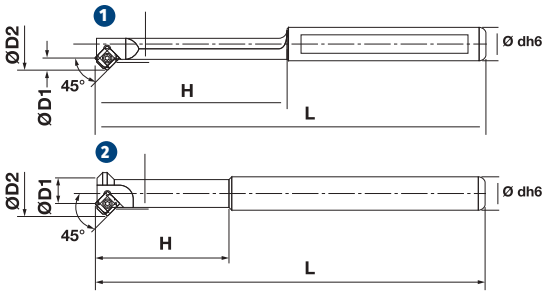

320 W	Fig.	ØD1	ØD2 (mm)	L (mm)	H (mm)	Ødh6	Z				KG		STOCK	PRICELIST on
320.004 WW	1	4	12	80	28	12	1	SCMT 060204	VT25B	BT08	0,060		●	
320.011 WW	2	11	20	80	32	12	2				0,070		●	
320.012 WW	1	12	23,7	100	37	20	1	SCMT 09T308	VT40	BT15	0,190		●	
320.016 WW	2	16	28,8	100	32	16	2				0,150		●	
320.025 WW	2	30	42,3	100	32	20	3				0,270		●	
Serie lunga - *Lange Ausführung* - Long models														
320.012 WWL	1	12	23,7	200	37	20	1	SCMT 09T308	VT40	BT15	0,420		●	
320.016 WWL	2	16	28,8	200	32	16	2				0,300		●	
320.025 WWL	2	30	42,3	200	32	20	3				0,480		●	

321 W	Fig.	ØD1	ØD2 (mm)	L (mm)	H (mm)	Ødh6	Z				KG		STOCK	PRICELIST on
321.004 WW	1	4	12	80	28	12	1	SPGT SPMT 060304	VT25	BT08	0,060		○	
321.011 WW	2	11	20	80	32	12	2				0,070		○	
321.012 WW	1	12	23,7	100	37	20	1	SPGT SPMT 09T308	VT35S	BT15	0,190		○	
321.016 WW	2	16	28,8	100	32	16	2				0,150		○	
321.025 WW	2	30	42,3	100	32	20	3				0,270		○	

IN ESAURIMENTO _ SOLANGE DER VORRAT REICHT _ WHILE SUPPLIES LAST

● Disponibile - *Lieferbar* - On stock ○ A richiesta - *Auf Anfrage* - On request

FRESE PER SMUSSI E SVASATURE REGISTRABILE DA 10° A 80° _ *FASENFRÄSER, WINKELVERSTELLBAR VON 10° BIS 80°* _ MILLING CUTTERS FOR CHAMFERING-FLARING 10° TO 80°

Con cassetta TCMT 16T3...
Mit Kassette TCMT 16T3...
With poket TCMT 16T3...



Con cassetta SCMT 1204...
Mit Kassette SCMT 1204...
Wlth pocket SCMT 1204...

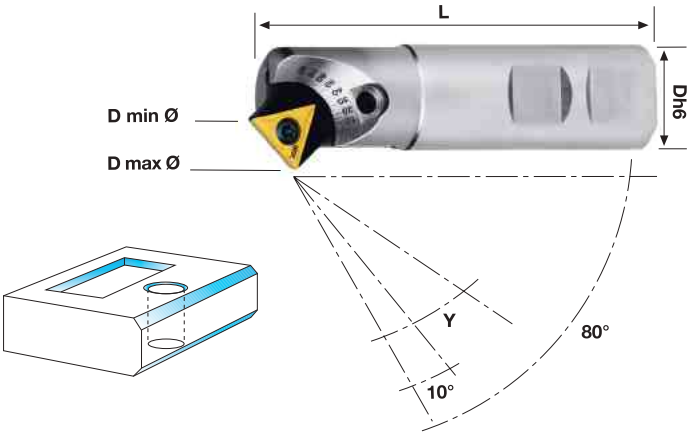

INCLUSE 2 CASSETTE T16 NEW + S12 NEW
INKLUSIVE 2 KASSETTEN T16 NEW + S12 NEW
INCLUDING 2 POCKETS T16 NEW + S12 NEW

340 W NEW	D h6	L	Y	(mm) Fig. 1 Dmin. Ø	Fig. 1 Dmax. Ø	Fig. 2 Dmin. Ø	Fig. 2 Dmax. Ø	E	KG		STOCK	PRICELIST on
340.020 W NEW	20	95	"	"	"	"	"	"	0,320	--	●	
			10°	5	32	7,5	30	2,7				
			20°	6	33	10	32	3,6				
			30°	7	34	13	32,5	4,3				
			40°	10	33	16,5	33,5	4,5				
340.025 W NEW	25	95	45°	11	33	17,5	33,5	4,6	0,330	--	●	
			50°	13	32	19	33,5	4,6				
			60°	16	31	22	33,5	4,3				
			70°	19	29	24,5	33,5	3,8				
			80°	23	27	27	31	3				
340.025 WL NEW	25	145	"	"	"	"	"	"	0,530	--	●	
340.025 WXL NEW	25	195	"	"	"	"	"	"	0,720	--	●	

	Cassetta *Pocket*	Inserto *Insert*	Vite inserto *Insert screw*	Vite cassetta *Pocket screw*	Chiave *Key*
Fig. 1 Con cassetta TCMT 16T3... *Mit Kassette TCMT 16T3...* With pocket TCMT 16T3...	**T16NEW**	**TCMT16T3....**	**VT40**	**M6-16**	**BT15**
Fig. 2 Con cassetta SCMT 1204... *Mit Kassette SCMT 1204...* Wlth pocket SCMT 1204...	**S12NEW**	**SCMT1204...**	**VT40S**	**M6-16**	**BT20**

FRESE PER LAMATURA ED ALESATURA
SENKFRÄSER UND AUSBOHRER _ SPOT FACING AND BORING MILLING CUTTERS



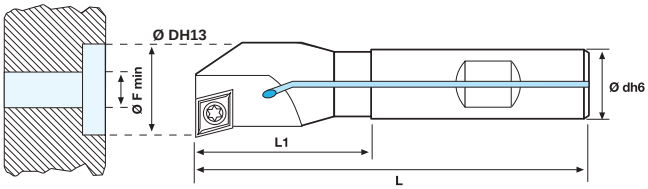

380 W	Ø D	L	L1 (mm)	Ø dh6 (mm)	Ø Fmin	Z				KG		STOCK	PRICELIST on
380W W D10	10	85	15	12	4	1	CCMT 060204	VT25B	BT08	0,060		●	
380W W D11	11	85	15	12	4	1				0,060		●	
380W W D12	12	85	18	12	4	1				0,070		●	
380W W D13	13	85	23	12	5	1				0,070		●	
380W W D14	14	85	23	12	5	1				0,070		●	
380W W D15	15	85	30	12	5	1				0,070		●	
380W W D16	16	85	30	12	5	1				0,070		●	
380W W D17	17	95	30	16	6	1	CCMT 09T304	VT40	BT15	0,120		●	
380W W D18	18	95	40	16	6	1				0,120		●	
380W W D19	19	95	40	16	6	1				0,130		●	
380W W D20	20	95	40	16	5	1				0,140		●	
380W W D21	21	95	42	16	5	1				0,140		●	
380W W D22	22	95	42	16	6	1				0,140		●	
380W W D23	23	95	42	16	6	1				0,170		●	
380W W D24	24	95	42	16	6	1				0,280		●	
380W W D25	25	95	42	16	8	1				0,300		●	
380W W D26	26	120	56	20	8	1				0,300		●	
380W W D27	27	120	56	20	9	1				0,310		●	
380W W D28	28	120	56	20	10	1				0,320		●	
380W W D29	29	120	56	20	11	1				0,320		●	
380W W D30	30	120	56	20	12	1				0,340		●	
380W W D31	31	120	56	20	12	1				0,360		●	
380W W D32	32	120	56	20	13	1				0,360		●	
380W W D33	33	120	56	20	14	1				0,360		●	



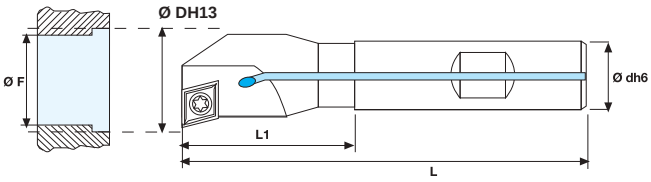

385 W	Ø D	L	L1 (mm)	Ø dh6 (mm)	Ø Fmin	Z				KG		STOCK	PRICELIST on
385W W D10	9,8	90	23	8	4,5	1	CCMT 060204	VT25B	BT08	0,060		●	
385W W D11	10,8	105	24	10	3,5	1				0,060		●	
385W W D12	11,8	105	25	10	3	1				0,070		●	
385W W D13	12,8	105	26	10	2,5	1				0,070		●	
385W W D14	13,8	110	27	12	3	1				0,070		●	
385W W D15	14,8	120	28	12	3,5	1				0,070		●	
385W W D16	15,8	125	29	12	4	1				0,070		●	
385W W D17	16,8	140	30	16	5	1				0,120		●	
385W W D18	17,8	140	31	16	6	1				0,120		●	
385W W D19	18,8	150	32	16	7	1				0,130		●	
385W W D20	19,8	150	33	16	8	1	CCMT 09T304	VT40	BT15	0,140		●	
385W W D21	20,8	160	34	16	9	1				0,140		●	
385W W D22	21,8	160	35	20	10	1				0,140		●	
385W W D23	22,8	165	36	20	11	1				0,170		●	
385W W D24	23,8	170	37	20	12	1				0,280		●	
385W W D25	24,8	180	38	20	13	1				0,300		●	
385W W D26	25,8	185	39	20	14	1				0,300		●	
385W W D27	26,8	190	40	20	15	1				0,310		●	
385W W D28	27,8	190	41	20	16	1				0,320		●	
385W W D29	28,8	200	42	20	17	1				0,320		●	
385W W D30	29,8	200	43	25	18	1				0,340		●	
385W W D31	30,8	200	44	25	19	1				0,360		●	
385W W D32	31,8	200	45	25	20	1				0,360		●	

● **Disponibile - *Lieferbar* - On stock** ○ A richiesta - *Auf Anfrage* - On request

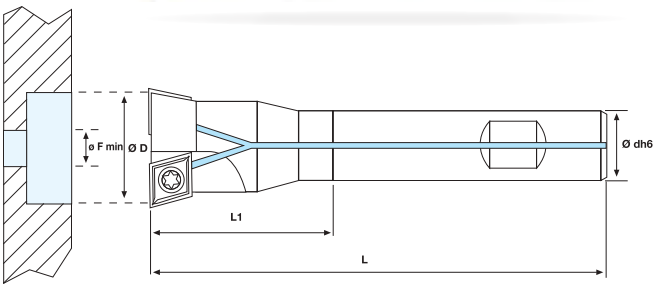

480 W	Ø D	L	L1 (mm)	Ø dh6 (mm)	Ø Fmin	Z				KG		STOCK	PRICELIST on
480W W D15	15	92	30	12	5	2				0,070		●	
480W W D16	16	92	30	12	5	2				0,070		●	
480W W D17	17	94	32	16	6	2				0,120		●	
480W W D17,5	17.5	96	40	16	6.5	2				0,120		●	
480W W D18	18	97	41	16	7	2				0,120		●	
480W W D19	19	100	41	16	8	2	CCMT 060204	VT25B	BT08	0,130		●	
480W W D20	20	102	41	16	9	2				0,140		●	
480W W D21	21	105	41	16	10	2				0,150		●	
480W W D22	22	110	41	16	11	2				0,160		●	
480W W D23	23	112	41	16	12	2				0,170		●	
480W W D24	24	115	41	16	13	2				0,180		●	
480W W D25	25	120	40	16	8	2				0,180		●	
480W W D26	26	125	55	20	9	2				0,270		●	
480W W D27	27	128	55	20	10	2				0,300		●	
480W W D28	28	130	55	20	11	2				0,310		●	
480W W D29	29	132	55	20	12	2				0,330		●	
480W W D30	30	134	55	20	13	2				0,340		●	
480W W D31	31	136	55	20	14	2				0,350		●	
480W W D32	32	138	55	20	15	2				0,370		●	
480W W D33	33	140	55	20	16	2	CCMT 09T304	VT40	BT15	0,390		●	
480W W D34	34	140	60	25	16	2				0,540		●	
480W W D35	35	140	60	25	17	2				0,550		●	
480W W D36	36	140	60	25	18	2				0,560		●	
480W W D37	37	140	60	25	19	2				0,580		●	
480W W D38	38	140	60	25	20	2				0,590		●	
480W W D39	39	140	60	25	21	2				0,610		●	
480W W D40	40	140	60	25	22	2				0,620		●	
480W W D41	41	140	60	25	23	2				0,640		●	
480W W D42	42	140	60	25	24	2				0,650		●	
480W W D43	43	150	70	25	24	2				0,670		●	
480W W D44	44	150	70	25	24	2				0,690		●	
480W W D45	45	150	70	25	24	2	CCMT 120404	VT50	BT20	0,700		●	
480W W D46	46	150	70	25	24	2				0,720		●	
480W W D47	47	150	70	25	24	2				0,740		●	
480W W D48	48	150	70	25	24	2				0,760		●	

● **Disponibile - *Lieferbar* - On stock** ○ A richiesta - *Auf Anfrage* - On request

FRESE PER LAMATURA A TIRARE 180°
RÜCKWÄRTSSENKER 180° _ 180° BACK FACING MILLING CUTTERS

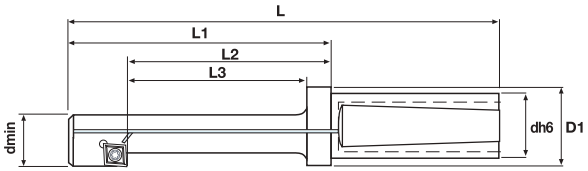

360 W		D	Dmin	L	L1	L2	L3	dh6	D1	e						STOCK	PRICELIST on
					⟷ (mm)									KG			
360W D15	(HE)	15	8.5	105	55	42	35	20	25	3.5	**CPMT 05T104 K300**	**VT22**	**BT07**	0,170	--	●	
360W D18	(HE)	18	10.5	112	62	47	40	20	25	4	**CCMT 060204**	**VT25B**	**BT08**	0,170	--	●	
360W W D20	(HE)	20	13	117	67	52	45	20	25	3.75				0,180	💧	●	
360W W D24	(HE)	24	15	122	72	57	50	20	25	4.75				0,190	💧	●	
360W W D26	(HE)	26	17	132	82	67	60	20	25	5				0,210	💧	●	
360W W D30	(HE)	30	19	142	92	77	65	20	25	6				0,250	💧	●	
360W W D33	(HE)	33	21	152	102	82	75	20	25	6.5	**CCMT 09T304**	**VT40**	**BT15**	0,270	💧	●	
360W W D36	(HE)	36	23	173	113	93	85	32	40	7				0,630	💧	●	
360W W D40	(HE)	40	25	183	123	103	95	32	40	8				0,670	💧	●	
360W W D43	(HE)	43	30	183	123	103	95	32	40	7				0,860	💧	●	
360W W D48	(HE)	48	33	223	163	143	135	32	40	8				1,120	💧	●	
360W W D53	(HB)	53	36	210	140	--	110	40	--	9	**CCMT 120404**	**VT50**	**BT20**	1,420	💧	●	
360W W D57	(HB)	57	39	220	150	--	120	40	--	9.5				1,620	💧	●	
360W W D66	(HB)	66	45	245	165	--	135	50	--	11				2,620	💧	●	
360W W D76	(HB)	76	52	265	185	--	155	50	--	12.5				3,250	💧	●	

FRESE PER SMUSSO A TIRARE 45° _ *RÜCKWÄRTSFAS 45°* _ BACK CHAMFERING MILLING CUTTER 45°

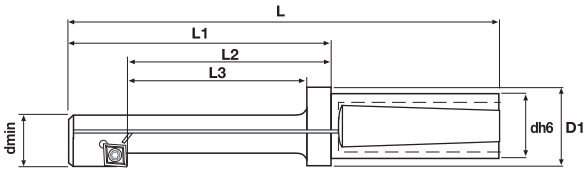

370 W		D	Dmin	L	L1	L2	L3	dh6	D1	e						STOCK	PRICELIST on
					⟷ (mm)									KG			
370W D15	(HE)	15	10	105	55	42	35	20	25	2.70	**TCMT 0802...**	**VT22B**	**BT06**	0,170	--	●	
370W W D20	(HE)	20	14	110	60	47	40	20	25	3.20				0,180	💧	●	
370W W D23	(HE)	23	17	120	70	57	50	20	25	3.20	**TCMT 1102...**	**VT25B**	**BT08**	0,190	💧	●	
370W W D27	(HE)	27	21	140	90	77	70	20	25	3.20				0,220	💧	●	
370W W D31	(HE)	31	24	150	100	87	80	20	25	3.70				0,260	💧	●	

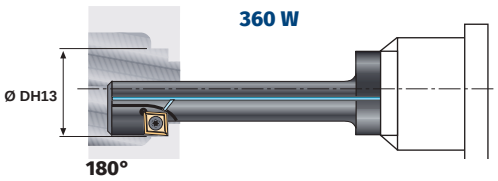

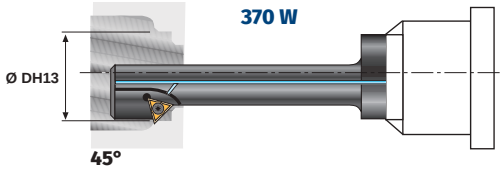

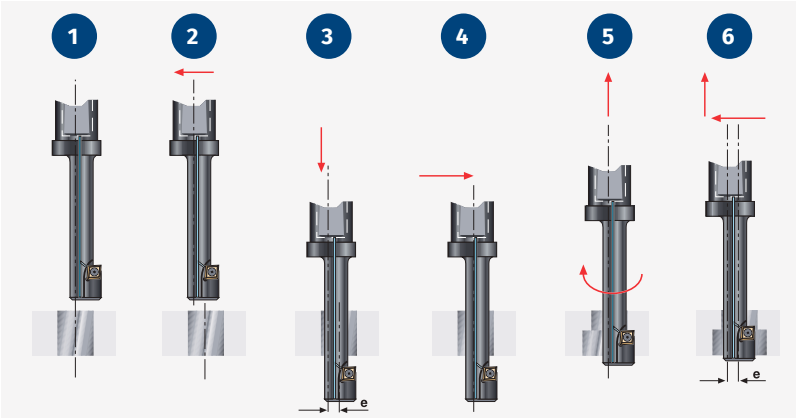

ve = 50 - 80 m/min
f = 0,02-0,08 mm/rev

● **Disponibile - *Lieferbar* - On stock** ○ A richiesta - *Auf Anfrage* - On request

BARENI REGISTRABILI PER ALESATURA
EINSTELLBARE FEINBOHRSTANGEN _ ADJUSTEMENT BORING BARS

R.A.I.

R.A.I. CCMT...

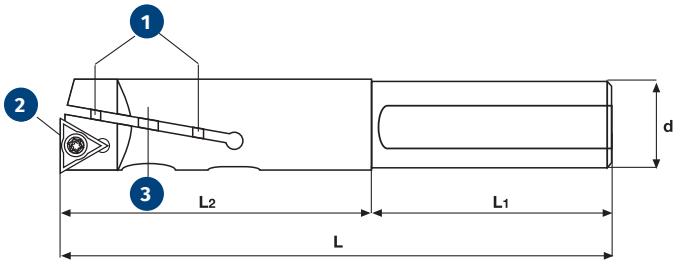

R.A.I.	L	L1	L2	d	Dmin	Dmax	1	2	3	INSERTO *Wendeplatte* insert		KG		STOCK	PRICELIST on
			(mm)												
R.A.I. 06	85	65	20	8	06	07	RE 11	VT24	BL 11		WCMT 0201...	0,020	--	O	
R.A.I. 07	90	65	25	8	07	08	RE 9	VT20	BL 9		TPGX 0601 ..L	0,020	--	O	
R.A.I. 08	90	65	25	8	08	10	RE 10	VT20	BL 10		TPGX 0601 ..L	0,030	--	O	
R.A.I. 10	100	70	30	10	10	12	RE 0	VT20	BL 0		TPGX 0802 ..L	0,070	--	O	
R.A.I. 12	105	65	40	12	12	15	RE 1	VT20	BL 1		TPGX 0802 ..L	0,100	--	O	
R.A.I. 15	110	60	50	16	15	20	RE 2	VT20	BL 2		TPGX 0802 ..L	0,170	--	O	
R.A.I. 20	120	60	60	20	20	25	RE 3	VT25	BL 3		TCMT 1102...	0,270	--	O	
R.A.I. 25	140	70	70	25	25	30	RE 4	VT40	BL 4		TCMT 16T3...	0,480	--	O	
R.A.I. 30	160	70	90	25	30	35	RE 5	VT40	BL 5		TCMT 16T3...	0,620	--	O	
R.A.I. 35	170	70	100	32	35	40	RE 6	VT40	BL 6		TCMT 16T3...	1,050	--	O	
R.A.I. 40	190	70	120	32	40	45	RE 7	VT40	BL 7		TCMT 16T3...	1,400	--	O	
R.A.I. 45	220	70	150	32	45	50	RE 8	VT40	BL 8		TCMT 16T3...	2,040	--	O	
R.A.I. 10 CCMT	100	70	30	10	10	12	RE 1	VT25B	BL 0		CCMT 0602...	0,070	--	O	
R.A.I. 12 CCMT	105	65	40	12	12	15	RE 1	VT25B	BL 1		CCMT 0602...	0,100	--	O	
R.A.I. 15 CCMT	110	60	50	16	15	20	RE 2	VT25B	BL 2		CCMT 0602...	0,170	--	O	
R.A.I. 20 CCMT	120	60	60	20	20	25	RE 3	VT25B	BL 3		CCMT 0602...	0,270	--	O	
R.A.I. 25 CCMT	140	70	70	25	25	30	RE 4	VT35	BL 4		CCMT 09T3...	0,480	--	O	
R.A.I. 30 CCMT	160	70	90	25	30	35	RE 5	VT35	BL 5		CCMT 09T3...	0,620	--	O	
R.A.I. 35 CCMT	170	70	100	32	35	40	RE 6	VT35	BL 6		CCMT09T3...	1,050	--	O	
R.A.I. 40 CCMT	190	70	120	32	40	45	RE 7	VT35	BL 7		CCMT 09T3...	1,400	--	O	
R.A.I. 45 CCMT	220	70	150	32	45	50	RE 8	VT35	BL 8		CCMT 09T3...	2,040	--	O	
Serie lunga - *Lange Ausführung* - Long models															
R.A.I. 12 SL	130	70	60	12	12	15	RE 1	VT20	BL 1		TPGX 0802 ..L	0,200	--	O	
R.A.I. 15 SL	140	70	70	16	15	20	RE 2	VT20	BL 2		TPGX 0802 ..L	0,270	--	O	
R.A.I. 20 SL	150	70	80	20	20	25	RE 3	VT25	BL 3		TCMT 1102...	0,370	--	O	
R.A.I. 25 SL	170	70	100	25	25	30	RE 4	VT40	BL 4		TCMT 16T3...	0,580	--	O	
R.A.I. 30 SL	190	70	120	25	30	35	RE 5	VT40	BL 5		TCMT 16T3...	0,720	--	O	
R.A.I. 35 SL	220	70	150	32	35	40	RE 6	VT40	BL 6		TCMT 16T3...	1,150	--	O	

● **Disponibile - *Lieferbar* - On stock** O A richiesta - *Auf Anfrage* - On request

FRESE PER SMUSSI _ *FASENFRÄSER* _ CHAMFERING MILLING CUTTERS

Ø d 16 = VT.FB.030
Ø d 22 = VT.FB.035

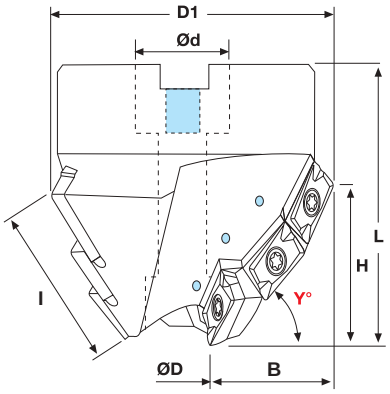

15°-20°-30°-40°-45°-60°-75°

FB: 030

(mm)

	ØD	D1	Ød	L	B	I	Y°	H	Z	K				KG		STOCK	PRICELIST on
FB.030.001 W	17	56	22	50	17,8	27,5	45°	19	9	3				0,470		●	
FB.030.002 W	17	45	16	50	13	27,5	60°	24	9	3				0,280		●	
FB.030.003 W	17	65	22	50	24	27,5	30°	13	9	3	**APHT APHX APKT 1003...**	**VT25**	**BT08**	0,600		●	
FB.030.004 W	17	70	22	50	27	27,5	15°	7	9	3				0,770		●	
FB.030.005 W	19	33	16	60	7	27,5	75°	27	9	3				0,270		●	
FB.030.006 W	17	60	22	50	19	27,5	40°	17	9	3				0,520		●	
FB.030.007 W	17	69	22	50	26	27,5	20°	9	9	3				0,700		●	

Disponibile a richiesta anche FB 030 oon gradazioni differenti Y°
Liferbar auf Anfrage FB 030 mit verschiedenen Graden Y°
Available on request FB 030 with different grades Y°

K= Fattore d'avanzamento _ *Vorschubfaktor* _ Factor of feed

Ø d 22 = VT.FB.035
Ø d 27 = VT.FB.STANDARD
(DIN912 M12X 30)

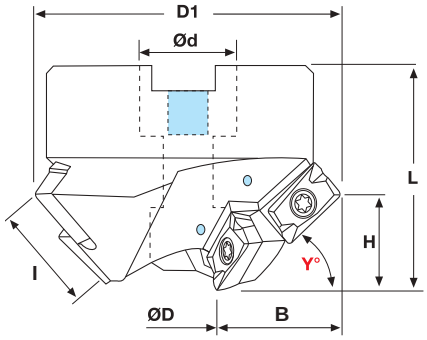

10°-15°-20°-30°-40°-45°-50°-60°-75°

FB: 035

(mm)

	ØD	D1	Ød	L	B	I	Y°	H	Z	K				KG		STOCK	PRICELIST on
FB.035.001 W	35	77,8	27	50	21,4	30	45°	21,5	6	3				0,780		●	
FB.035.002 W	35	65	27	50	15,1	30	60°	26,5	6	3				0,580		●	
FB.035.003 W	35	88	27	50	26,5	30	30°	15,0	6	3				1,000		●	
FB.035.004 W	35	94	27	50	29,5	30	15°	8,0	6	3	**APHT APHX APKT 1604...**	**VT40**	**BT15**	1,190		●	
FB.035.005 W	35	50,7	22	60	8	30	75°	29,5	6	3				0,460		●	
FB.035.006 W	35	84	27	50	24,5	30	40°	19	6	3				0,860		●	
FB.035.007 W	35	91	27	50	28,5	30	20°	10	6	3				1,130		●	
FB.035.008 W	35	73	27	50	18	30	50°	23	6	3				0,820		●	
FB.035.009 W	35	98	27	50	32	30	10°	6	6	3				1,260		●	

Disponibile a richiesta anche FB 035 con gradazioni differenti Y°
Liferbar auf Anfrage FB 035 mit verschiedenen Graden Y°
Available on request FB 035 with different grades Y°

K= Fattore d'avanzamento _ *Vorschubfaktor* _ Factor of feed

● **Disponibile - *Lieferbar* - On stock** ○ A richiesta - *Auf Anfrage* - On request

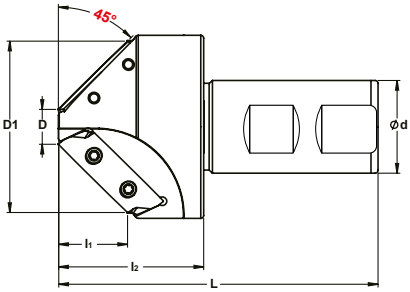

FSB W	D	D1	d	L (mm)	Y°	H	Z	K						STOCK	PRICELIST on
FSB.012.001 W	12	59	32	110	45°	23,7	2	2	XECX 32T3	VT40 FSB	BT15	1,010	--	○	

K= Fattore d'avanzamento _ *Vorschubfaktor* _ Factor of feed

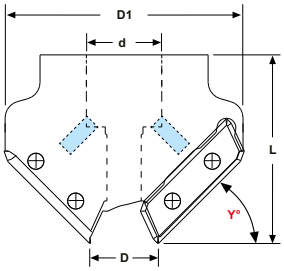

FSB M	D	D1	d	L (mm)	Y°	H	Z	K						STOCK	PRICELIST on
FSB.020.001 MW	20	70	22	55	45°	22,8	3	3				0,730	💧	●	
FSB.020.002 MW	20	59,4	22	55	60°	28	3	3	XECX 32T3	VT40 FSB	BT15	0,520	💧	●	
FSB.020.003 MW	20	80	22	55	30°	17	3	3				1,030	💧	●	

K= Fattore d'avanzamento _ *Vorschubfaktor* _ Factor of feed

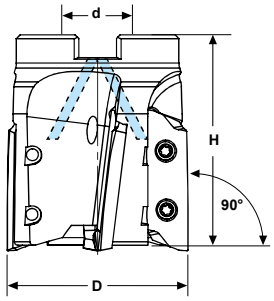

EFSM W	D	d (mm)	H	Z						STOCK	PRICELIST on
EFSM W D50/4	50	22	60	4	XECX 32T3	VT40 FSB	BT15	0,550	💧	○	

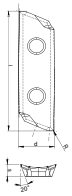

XECX

CODICE ORDINE Bestell-Nr. Order No.	FIGURA Form Figure	l (mm)	d	s	d1	r	DENOMINAZIONE Bezeichnung Designation	NON RIVESTITI Unbeschichte Uncoated k15	P25	P40	RIVESTITI Beschichtet Coated P200	P300	K300	K400	TIN PVD	TIALN PVD
		37	11,9	3,97	4,8	0,2	XECX 32T302								●	
		37	11,9	3,97	4,8	2,0	XECX 32T320								○	
		37	11,9	3,97	4,8	3,0	XECX 32T330								○	
		37	11,9	3,97	4,8	4,0	XECX 32T340								○	
		37	11,9	3,97	4,8	5,0	XECX 32T350								○	

● **Disponibile - *Lieferbar* - On stock** ○ A richiesta - *Auf Anfrage* - On request

ESEMPIO SET _ *SATZ BEISPIEL* _ SET EXAMPLE

BOX TCMT SET W

Frese smussi e svasature
Fasen Fräser
Milling cutters for chamfering

			KG		STOCK	
Art. SET 300W W - 45°	**n° 1**	300.016 WW	0,270		●	SPECIAL NET PRICE PROMO
	n° 1	300.021 WW				

BOX TCMX SET W

Frese per smussi, scanalature a V e centrare 45°
Fas-und Zentrierfräser 45°
Center drilling, chamfering and V grooving 45°

			KG		STOCK	
Art. SET 311W W	**n° 1**	311.020 WW	0,330		●	SPECIAL NET PRICE PROMO
	n° 4	TCMX 16T3ZR TiN				

BOX SEEX SET W

Frese per smussi, scanalature a V e centrare 45° / 30°
Fas-und Zentrierfräser 45° / 30°
Center drilling, chamfering and V grooving 45° / 30°

			KG		STOCK	
Art. SET 160W - 45°	**n° 1**	160.45 W	0,250	--	●	SPECIAL NET PRICE PROMO
	n° 5	SEEX 12T408 TiN				

NEW

BOX TCEX SET C

Fresa per sbavatura e smusso 45°
Fasen Fräser 45°
Chamfering Milling Cutter 45°

			KG		STOCK	
Art. SET 7545-0422	**n° 1**	7545VT13-C12-0422	0,250	--	●	SPECIAL NET PRICE PROMO
	n° 4	TCEX 13T302 K400				

BOX TCGX SET W

Fresa per sbavatura e smusso 45°
Fasen Fräser 45°
Chamfering Milling Cutter 45°

			KG		STOCK	
Art. SET 7745-0525	**n° 1**	7745VT16-C12-0525	0,200	--	●	SPECIAL NET PRICE PROMO
	n° 4	TCGX 163504...				

● **Disponibile - *Lieferbar* - On stock** ○ A richiesta - *Auf Anfrage* - On request

MOULDMILL



● **Disponibile - *Lieferbar* - On stock** ○ A richiesta - *Auf Anfrage* - On request

FRESE MODULARI PER SPALLAMENTO
EINSCHRAUBKUGELGESENKFRÄSER _ THREADED TYPE MILLING CUTTERS

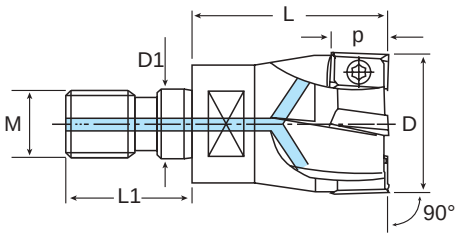

741MO.N	D	D1	L (mm)	L1	M	p	Z				KG		STOCK	PRICELIST on
741MO D10/2 N	10	6,5	16	14,5	M6	5,2	2	APKT APMX 0602...	VT18	BT06	0,010		●	
741MO D12/3 N	12	6,5	16	14,5	M6	5,2	3				0,010		●	
741MO D16/4 N	16	8,5	21	17,5	M8	5,2	4				0,020		●	
741MO D20/5 N	20	10,5	26	20	M10	5,2	5				0,050		●	
741MO D25/7 N	25	12,5	30	22	M12	5,2	7				0,100		●	
741MO D32/8 N	32	17	43	23	M16	5,2	8				0,240		●	

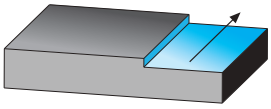

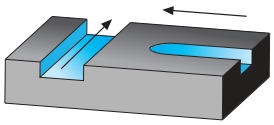

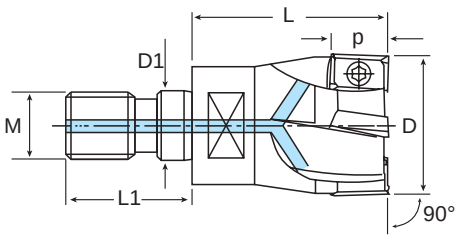

740MO	D	D1	L (mm)	L1	M	p	ß	Z				KG		STOCK	PRICELIST on
740MO D10/1	10	6,5	20	14,5	M6	10	11,0°	1	APHT APHX APKT 1003...	VT25	BT08	0,010		●	
740MO D12/1	12	6,5	20	14,5	M6	10	9,0°	1				0,010		●	
740MO D16/2	16	8,5	25	17,5	M8	10	3,5°	2				0,020		●	
740MO D20/3	20	10,5	30	20	M10	10	1,5°	3				0,050		●	
740MO D25/3	25	12,5	35	22	M12	10	0,9°	3				0,100		●	
740MO D25/4	25	12,5	35	22	M12	10	0,9°	4				0,900		●	
740MO D28/4	28	12,5	35	22	M12	10	0,9°	4				0,120		●	
740MO D30/4	30	17	43	24	M16	10	0,6°	4				0,210		●	
740MO D32/5	32	17	43	24	M16	10	0,6°	5				0,220		●	

730MO	D	D1	L (mm)	L1	M	p	ß	Z				KG		STOCK	PRICELIST on
NEW 730MO D25/2	25	12,5	40	22	M12	17	3,5°	2	APHT APHX APKT 1604...	VT40	BT15	0,110		●	
730MO D32/3	32	17	46	24	M16	17	2,0°	3				0,220		●	
730MO D40/4	40	17	46	24	M16	17	1,5°	4				0,330		●	

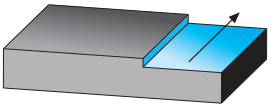

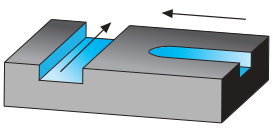

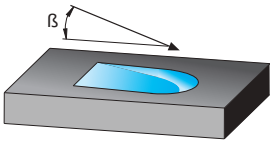

● **Disponibile - *Lieferbar* - On stock** ○ A richiesta - *Auf Anfrage* - On request

FRESE MODULARI PER SPALLAMENTO
EINSCHRAUBKUGELGESENKFRÄSER _ THREADED TYPE MILLING CUTTERS

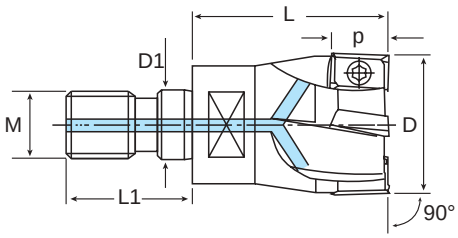

745MO	D	D1	L	L1	M	p	ß	z				KG		STOCK	PRICELIST on
	⟷ (mm)														
745MO D20/3	20	10,5	30	20	M10	10	4,0°	3	LNEX LNKX LNMX 10...	VT 30 745	BT09	0,050		●	
745MO D25/3	25	12,5	35	22	M12	10	3,5°	3				0,100		●	
745MO D32/4	32	17	43	24	M16	10	3,0°	4				0,230		●	

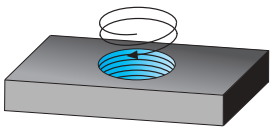

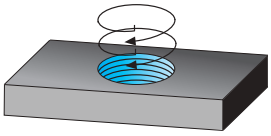

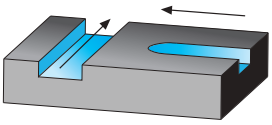

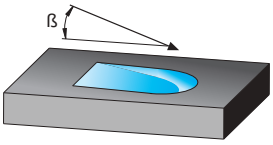

FRESE MODULARI PER SMUSSO
EINSCHRAUBFASENFRÄSER _ THREADED TYPE MILLING CUTTERS

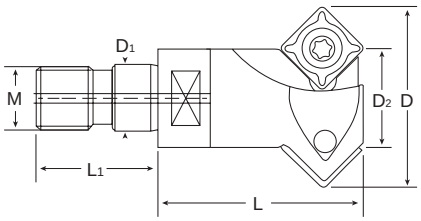

321 MO	D	D1	D2	L	L1	M	z				KG		STOCK	PRICELIST on
	⟷ (mm)													
321MO D12/1	23,7	8,5	12	30	17,5	8	1	SPGT SPMT 09T3...	VT35S	BT15	0,190		●	
321MO D16/2	28,8	10,5	16	30	20	10	2				0,150		●	
321MO D30/3	42,3	17	30	35	24	16	3				0,270		●	

IN ESAURIMENTO _ SOLANGE DER VORRAT REICHT _ WHILE SUPPLIES LAST

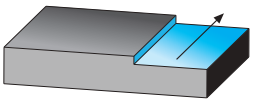

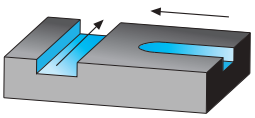

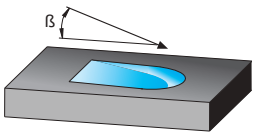

● Disponibile - *Lieferbar* - On stock ○ A richiesta - *Auf Anfrage* - On request

FRESE A COPIARE
EINSCHRAUBKUGELGESENKFRÄSER FÜR RUND - WSP _ THREADET TYPE MILLING CUTTERS

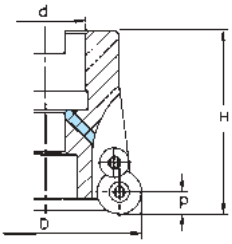

400M	D	d	H	p	ß	z						KG		STOCK	PRICELIST on
			(mm)												
400M 042-10/6	42	16	44	5	–	6	RD.. 1003...	VT35	--	--	BT15	0,240		●	
400M 052-12/5	52	22	50	6	5,7°	5	RD.. 12T3...					0,360		●	
400M 066-12/6	66	27	50	6	4,1°	6	RD.. 12T3...	VT35	--	CVB 35	BT15	0,610		●	
400M 080-12/7	80	27	50	6	3,2°	7	RD.. 12T3...					1,080		●	
400M 052-16/4	52	22	50	8	8,8°	4	RD.. 1604...					0,330		●	
400M 066-16/5	66	27	50	8	6,0°	5	RD.. 1604...					0,500		●	
400M 080-16/6	80	27	50	8	4,5°	6	RD.. 1604...	VT45	CVB 45	--	BT20	1,050		●	
400M 100-16/7	100	32	55	8	3,7°	7	RD.. 1604...					1,800		●	
400M 125-16/8	125	40	55	8	2,8°	8	RD.. 1604...					2,300		●	
400M 160-16/9	160	40	55	8	1,8°	9	RD.. 1604...					4,460		●	

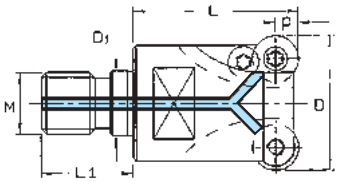

400MO	D	L	M	D1	L1	p	ß	z						KG		STOCK	PRICELIST on
					(mm)												
400MO D10/2	10	18	M6	6,5	14,5	2,5	28,9°	2	RD.. 0501...	VT18	--	--	BT06	0,010	--	●	
400MO D20/5	20	30	M10	10,5	20	2,5	6,9°	5	RD.. 0501...					0,060		●	
400MO D12/2	12	18	M6	6,5	14,5	3,5	22,7°	2	RD.. 07T1...					0,010		●	
400MO D15/2	15	23	M8	8,5	17,5	3,5	20,0°	2	RD.. 0702...					0,020		●	
400MO D15/3	15	23	M8	8,5	17,5	3,5	20,0°	3	RD.. 0702...	VT 2530	--	--	BT07	0,030		●	
400MO D20/4	20	30	M10	10,5	20	3,5	11,0°	4	RD.. 0702...					0,060		●	
400MO D25/5	25	35	M12	12,5	22	3,5	7,3°	5	RD.. 0702...					0,100		●	
400MO D30/5	30	43	M16	17	24	3,5	5,4°	5	RD.. 0702...					0,200		●	
400MO D20/2	20	30	M10	10,5	20	5	39,0°	2	RD.. 1003...					0,050		●	
400MO D25/2	25	35	M12	12,5	22	5	14,3°	2	RD.. 1003...					0,100		●	
400MO D25/3	25	35	M12	12,5	22	5	14,3°	3	RD.. 1003...					0,090		●	
400MO D30/4	30	43	M16	17	24	5	9,3°	4	RD.. 1003...	VT35	--	--	BT15	0,200		●	
400MO D35/4	35	43	M16	17	24	5	7,3°	4	RD.. 1003...					0,200		●	
400MO D35/5	35	43	M16	17	24	5	7,3°	5	RD.. 1003...					0,250		●	
400MO D42/5	42	43	M16	17	24	5	5,4°	5	RD.. 1003...					0,250		●	
400MO D24/2	24	35	M12	12,5	22	6	–	2	RD.. 12T3...					0,100		●	
400MO D35/3	35	43	M16	17	24	6	–	3	RD.. 12T3...	VT35	--	CVB 35	BT15	0,200		●	
400MO D42/4	42	43	M16	17	24	6	8,3°	4	RD.. 12T3...					0,250		●	
400MO D32/2	32	43	M16	17	24	8	–	2	RD.. 1604...	VT45	CVB 45	--	BT20	0,200		●	

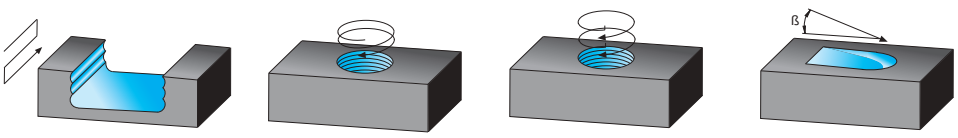

● **Disponibile - *Lieferbar* - On stock** ○ A richiesta - *Auf Anfrage* - On request

ADATTATORI IN METALLO DURO _ *VHM VERLÄNGERUNGEN* _ CARBIDE ADAPTORS

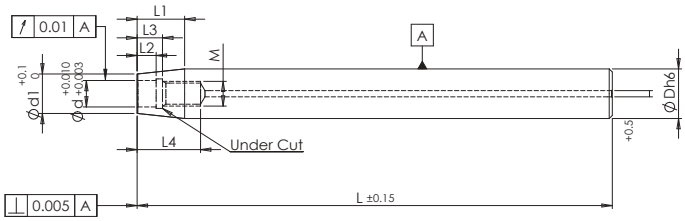

PCIMD	D	d	d1	L	L1	L2	L3	L4	M	KG		STOCK	PRICELIST on
			⟷ (mm)										
PCIMD12 060 M06	12	6,5	9,7	60	15	5	8	19	6	0,100	💧	●	
PCIMD12 080 M06	12	6,5	9,7	80	15	5	8	19	6	0,140	💧	●	
PCIMD12 100 M06	12	6,5	9,7	100	15	5	8	19	6	0,200	💧	●	
PCIMD12 150 M06	12	6,5	9,7	150	15	5	8	19	6	0,300	💧	●	
PCIMD16 080 M08	16	8,5	12,7	80	15	6	9	20	8	0,350	💧	●	
PCIMD16 100 M08	16	8,5	12,7	100	15	6	9	20	8	0,350	💧	●	
PCIMD16 120 M08	16	8,5	12,7	120	15	6	9	20	8	0,350	💧	●	
PCIMD16 150 M08	16	8,5	12,7	150	15	6	9	20	8	0,350	💧	●	
PCIMD16 200 M08	16	8,5	12,7	200	15	6	9	20	8	0,600	💧	●	
PCIMD20 100 M10	20	10,5	17,7	100	20	10	13	26	10	0,500	💧	●	
PCIMD20 140 M10	20	10,5	17,7	140	20	10	13	26	10	0,700	💧	●	
PCIMD20 200 M10	20	10,5	17,7	200	20	10	13	26	10	0,900	💧	●	
PCIMD25 100 M12	25	12,5	20,7	100	30	10	13	26	12	0,500	💧	●	
PCIMD25 150 M12	25	12,5	20,7	150	30	10	13	26	12	0,500	💧	●	
PCIMD25 200 M12	25	12,5	20,7	200	30	10	13	26	12	0,900	💧	●	
PCIMD25 250 M12	25	12,5	20,7	250	30	10	13	26	12	1,000	💧	●	
PCIMD32 100 M16	32	17	28,7	100	30	10	14	30	16	1,250	💧	●	
PCIMD32 150 M16	32	17	28,7	150	30	10	14	30	16	1,900	💧	●	

IN ESAURIMENTO _ SOLANGE DER VORRAT REICHT _ WHILE SUPPLIES LAST

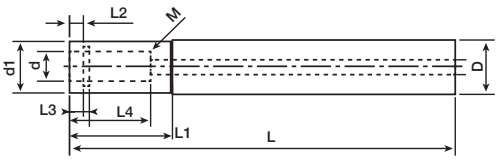

PCCMD	D	d	d1	L	L1	L2	L3	L4	M	KG		STOCK	PRICELIST on
			⟷ (mm)										
PCCMD10 150 M6	10	6,5	9,8	150	30	5	7	19	6	0,300	💧	○	
PCCMD12 150 M6	12	6,5	10,8	150	27	5	7	19	6	0,300	💧	○	
PCCMD16 150 M8	16	8,5	15	150	27	6	8	20	8	0,350	💧	○	
PCCMD16 200 M8	16	8,5	15	200	31	6	8	20	8	0,600	💧	○	
PCCMD20 200 M10	20	10,5	18	200	36	10	12	24	10	0,900	💧	○	
PCCMD20 250 M10	20	10,5	18	250	44	10	12	24	10	1,000	💧	○	
PCCMD25 200 M12	25	12,5	22,5	200	36	10	12	26	12	0,500	💧	○	
PCCMD25 250 M12	25	12,5	22,5	250	44	10	12	26	12	1,000	💧	○	
PCCMD32 250 M16	32	17	28,6	250	44	10	13	28	16	2,100	💧	○	
PCCMD32 300 M16	32	17	28,6	300	52	10	13	28	16	2,300	💧	○	

IN ESAURIMENTO _ SOLANGE DER VORRAT REICHT _ WHILE SUPPLIES LAST

● **Disponibile - *Lieferbar* - On stock** ○ A richiesta - *Auf Anfrage* - On request

MICROTOOLS
MICROTOOLS AMS

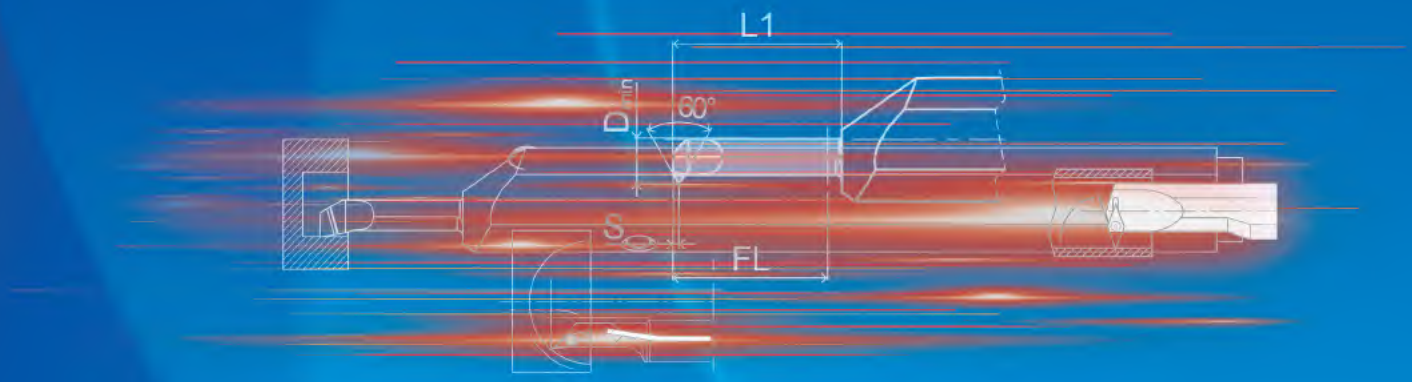

MONTAGGIO _ *MONTAGE* _ ASSEMBLING

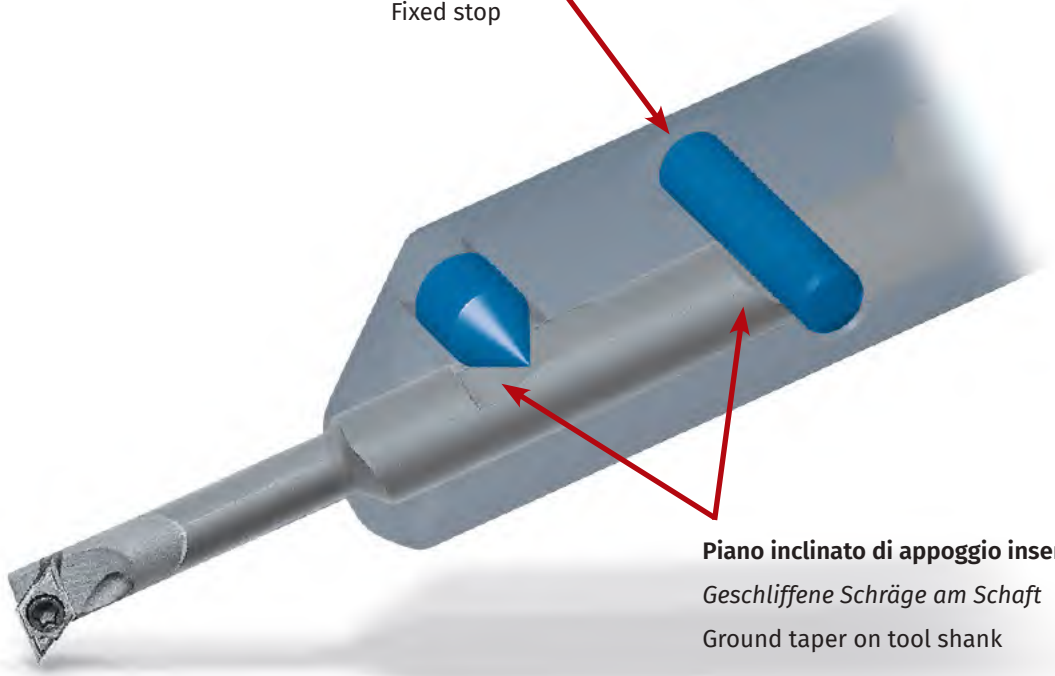

Spina di fermo

Fixierter Anschlagstift

Fixed stop

Piano inclinato di appoggio inserto

Geschliffene Schräge am Schaft

Ground taper on tool shank

Garanzia del centraggio del filo di taglio grazie all'inserto completamente rettificato

Garantierte Spitzenhöhe durch komplett geschliffene Schneideinsätze

Guaranteed tip height due to fully ground inserts

● **Disponibile - *Lieferbar* - On stock** ○ A richiesta - *Auf Anfrage* - On request

ADATTATORI AMS _ *KLEMMHALTER AMS* _ HOLDERS AMS



SPECIAL PRICE

HAMS	D	D2	d	l	l1	l2	Ex				KG		STOCK	PRICELIST on
		(mm)												
HAMS 1604R/L	4	12	16	120	95	25	2,35	AS 0043	KVR 16	KP3111	0,150		●	



SPECIAL PRICE

HAMS	D	d	l	Ex				KG		STOCK	PRICELIST on
		(mm)									
HAMS 1606R/L	6	16	120	2,8	AS 0044	KVR 16	KP1111	0,160		●	
HAMS 1608R/L	8	16	120	2,8				0,160		●	

BARENI PER TORNITURA INTERNA AMS
BOHRSTANGEN FÜR DIE INNENBEARBEITUNG AMS _ INTERNAL BORING BARS AMS



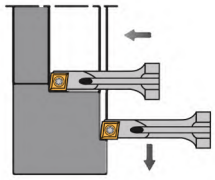

CARBIDE

E-SCLDR/L	d	l1	l2	f	Dmin				KG		STOCK	PRICELIST on
		(mm)										
E04 SCLDR/L 04 AMS	4	46	24	2,4	4,8	CDGT 0401...	VT18B	BT06	0,015		●	
E06 SCLDR/L 04 AMS	6	65	37	3,4	6,8				0,030		●	



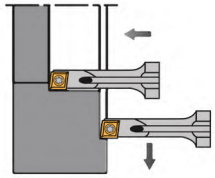

CARBIDE

E-SCLCR/L	d	l1	l2	f	Dmin				KG		STOCK	PRICELIST on
		(mm)										
E0408 SCLCR/L 03 AMS	8	57	26	2,5	5	CCGT 0301...	VT16	BT06	0,022		●	

● **Disponibile - *Lieferbar* - On stock** ○ A richiesta - *Auf Anfrage* - On request

BARENI PER TORNITURA INTERNA AMS
BOHRSTANGEN FÜR DIE INNENBEARBEITUNG AMS _ INTERNAL BORING BARS AMS

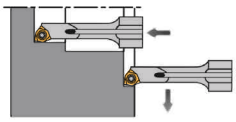

CARBIDE

E-SWUCR/L

	d	l1	l2	f	Dmin				KG	STOCK	PRICELIST on
		(mm)									
E 06 SWUCR/L 02 AMS	6	65	37	3,9	7,8	WCMT WCGT 0201...	VT20B	BT06	0,030	●	



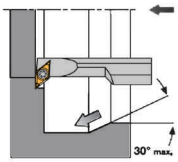

CARBIDE

E-SDUCR/L

	d	l1	l2	f	f1	Dmin				KG	STOCK	PRICELIST on
		(mm)										
E0406 SDUCR/L 04 AMS	6	56	26	3	1,5	5,6	DCGT 04T0...	VT1604	BT05	0,022	●	
E0408 SDUCR/L 04 AMS	8	57	26	3	1,5	5,6				0,022	●	



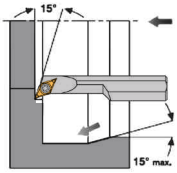

CARBIDE

E-SDQCR/L

	d	l1	l2	f	f1	Dmin				KG	STOCK	PRICELIST on
		(mm)										
E0406 SDQCR/L 04 AMS	6	56	26	2,6	1,1	5,2	DCGT 04T0...	VT1604	BT05	0,022	●	
E0408 SDQCR/L 04 AMS	8	57	26	2,6	1,1	5,2				0,022	●	



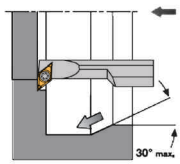

CARBIDE

E-SVLCR/L

	d	l1	l2	f	f1	Dmin				KG	STOCK	PRICELIST on
		(mm)										
E0406 SVLCR/L 05 AMS	6	56	26	6	3	9,2	VCGT 0501...	VT1604	BT05	0,022	●	
E0408 SVLCR/L 05 AMS	8	57	26	5	3	9,2				0,031	●	

● Disponibile - *Lieferbar* - On stock ○ A richiesta - *Auf Anfrage* - On request



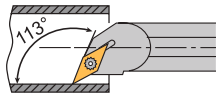

CARBIDE

E-SVXCR/L

	d	l1	l2	f	f1	Dmin				KG	STOCK	PRICELIST on
		(mm)										
E0406 SVXCR/L 05 AMS	6	56	26	5	3	8,2	VCGT 0501...	VT1604	BT05	0,022	●	
E0408 SVXCR/L 05 AMS	8	57	26	5	3	9,2				0,031	●	



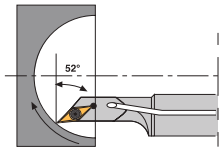

CARBIDE

E-SVJCR/L

	d	l1	l2	f	Dmin				KG	STOCK	PRICELIST on
		(mm)									
E0406 SVJCR/L 05 AMS	6	56	26	2	5,5	VCGT 0501...	VT1604	BT05	0,021	●	
E0408 SVJCR/L 05 AMS	8	57	26	2	5,5				0,028	●	

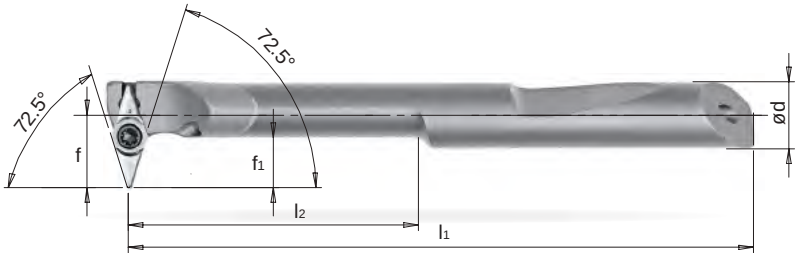

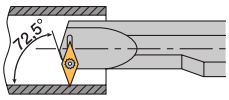

CARBIDE

E-SVVCR/L

	d	l1	l2	f	f1	Dmin				KG	STOCK	PRICELIST on
		(mm)										
E0406 SVVCR/L 05 AMS	6	56	26	6,5	4,5	10,3	VCGT 0501...	VT1604	BT05	0,024	●	
E0408 SVVCR/L 05 AMS	8	57	26	5,5	3,5	10,2				0,035	●	

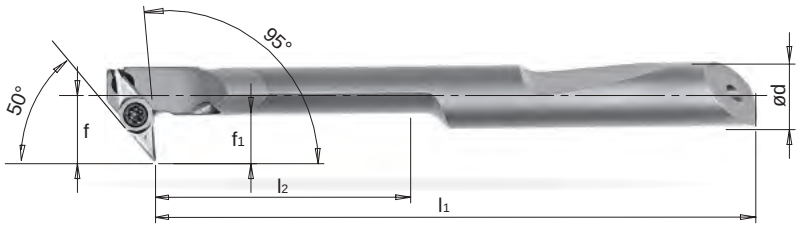

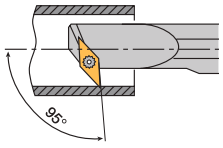

CARBIDE

E-SV95CR/L

	d	l1	l2	f	f1	Dmin				KG	STOCK	PRICELIST on
		(mm)										
E0406 SV95CR/L 05 AMS	6	56	26	6	4,5	9,2	VCGT 0501...	VT1604	BT05	0,024	●	
E0408 SV95CR/L 05 AMS	8	57	26	5	3	9,2				0,037	●	

● **Disponibile - *Lieferbar* - On stock** ○ A richiesta - *Auf Anfrage* - On request

BARENI PER TORNITURA INTERNA AMS
BOHRSTANGEN FÜR DIE INNENBEARBEITUNG AMS _ INTERNAL BORING BARS AMS

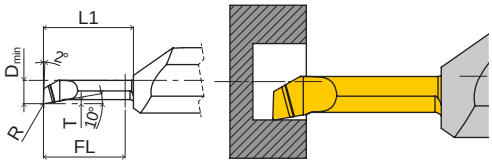

TURNING 95°

	Dmin	FL	R (mm)	T	L1	STOCK	K15	TiN	TiALN
GEMCS-D-250401-200.40R	2,5	20	0,1	0,4	22	O			
GEMCS-D-300401-200.40R	3,0	20	0,1	0,4	22	O			
GEMCS-D-390602-150.40R	3,9	15	0,2	0,6	17	O			
GEMCS-D-590802-200.60R	5,9	20	0,2	0,8	22	O			
GEMCS-D-590801-150.60R	5,9	15	0,1	0,8	17	O			
GEMCS-D-6005015-420.60R	6,0	42	0,15	0,8	44	O			

IN ESAURIMENTO _ SOLANGE DER VORRAT REICHT _ WHILE SUPPLIES LAST



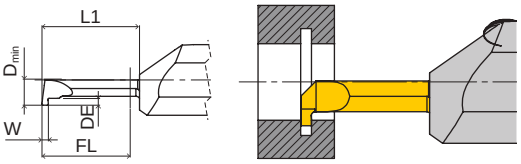

GROOVING

	Dmin	W	DE (mm)	FL	L1	STOCK	K15	TiN	TiALN
GEMCS-S-39100800-100.40R	3,9	1	0,8	10	12	O			
GEMCS-S-59151800-100.60R	5,9	1,5	1,8	10	12	O			
GEMCS-S-69202500-150.80R	6,9	2	2,5	15	17	O			
GEMCS-S-79182500-250.80R	7,9	1,8	2,5	25	27	O			

IN ESAURIMENTO _ SOLANGE DER VORRAT REICHT _ WHILE SUPPLIES LAST



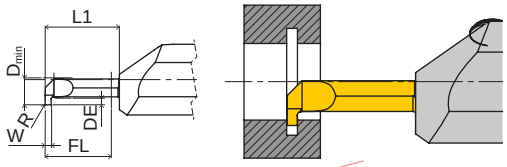

CIR-CLIP DIN471/472

	Dmin	W	DE (mm)	R	FL	L1	STOCK	K15	TiN	TiALN
GEMCS-472-41139110-150.40R	4,1	1,39	1,1	0,05	15	17	O			
GEMCS-472-84119200-200.80R	8,4	1,19	2	0,05	20	22	O			
GEMCS-472-84169250-200.80R	8,4	1,69	2,5	0,05	20	22	O			

IN ESAURIMENTO _ SOLANGE DER VORRAT REICHT _ WHILE SUPPLIES LAST

● **Disponibile - *Lieferbar* - On stock** O A richiesta - *Auf Anfrage* - On request

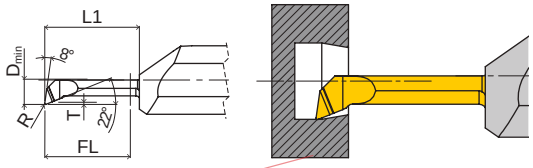

COPYING

	Dmin	FL	R (mm)	T	L1	STOCK	K15	TiN	TiALN
GEMCS-K-390802-150.40R	3,9	15	0,2	0,8	17	O			
GEMCS-K-500502-250.60R	5	25	0,2	0,5	26	O			
GEMCS-K-591802-200.60R	5,9	20	0,2	1,8	22	O			

IN ESAURIMENTO _ SOLANGE DER VORRAT REICHT _ WHILE SUPPLIES LAST

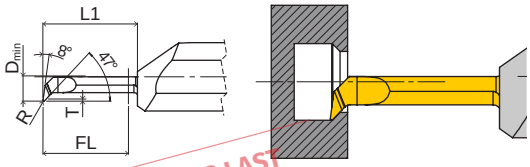

COPYING 45°

	Dmin	FL	R (mm)	T	L1	STOCK	K15	TiN	TiALN
GEMCS-K45-391304-200.40R	3,9	20	0,4	1,3	22	O			
GEMCS-K45-400604-150.40R	4	15	0,4	0,6	17	O			

IN ESAURIMENTO _ SOLANGE DER VORRAT REICHT _ WHILE SUPPLIES LAST

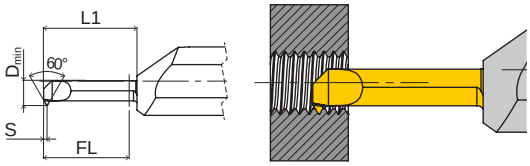

THREADING 60°, METRIC PARTIAL PROFILE

	Dmin	Th	P (mm)	S	FL	L1	STOCK	K15	TiN	TiALN
GEMCS-G-M5-150.40R	4	M5	0,5–1,0	0,7	15	17	O			
GEMCS-G-M8-200.60R	6	M8	0,5–1,5	0,8	20	22	O			

IN ESAURIMENTO _ SOLANGE DER VORRAT REICHT _ WHILE SUPPLIES LAST

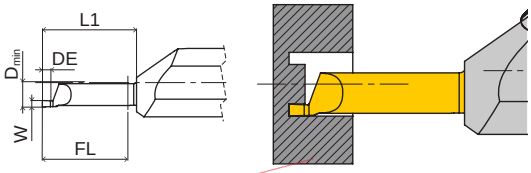

AXIAL GROOVING

	Dmin	W (mm)	DE	FL	L1	STOCK	K15	TiN	TiALN
GEMCS-A-70152000-200.60R	7	1,5	2	20	22	O			
GEMCS-A-90152000-250.80R	9	1,5	2	25	27	O			

IN ESAURIMENTO _ SOLANGE DER VORRAT REICHT _ WHILE SUPPLIES LAST

BARENI PER TORNITURA INTERNA
BOHRSTANGEN FÜR DIE INNENBEARBEITUNG _ INTERNAL BORING BARS



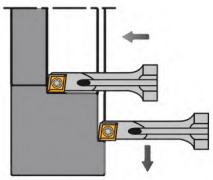

STEEL

A-SCLDR/L

	d	d1	l1 (mm)	l2 (mm)	f	Dmin				KG		STOCK	PRICELIST on
A 0408H SCLDR/L 04	8	4	100	16	2,4	4,8	CDGT 0401...	VT18B	BT06	0,030		●	
A 0508H SCLDR/L 04	8	5	100	20	2,9	5,8				0,040		●	
A 0608H SCLDR/L 04	8	6	100	24	3,4	6,8				0,050		●	

CARBIDE

E-SCLDR/L

	d	d1	l1 (mm)	l2 (mm)	f	Dmin				KG		STOCK	PRICELIST on
E 0408H SCLDR/L 04	8	4	100	24	2,4	4,8	CDGT 0401...	VT18B	BT06	0,040		●	
E 0508H SCLDR/L 04	8	5	100	30	2,9	5,8				0,040		●	
E 0608H SCLDR/L 04	8	6	100	36	3,4	6,8				0,050		●	





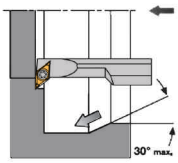

STEEL

A-SDUCR/L

	d	l1	l2 (mm)	f	f1	Dmin				KG		STOCK	PRICELIST on
A 0408F SDUCR/L 04	8	80	15	3	1,5	5,6	DCGT 04T0...	VT1604	BT05	0,030		●	

CARBIDE

E-SDUCR/L

	d	l1	l2 (mm)	f	f1	Dmin				KG		STOCK	PRICELIST on
E 0408F SDUCR/L 04	8	80	26	3	1,5	5,6	DCGT 04T0...	VT1604	BT05	0,042		●	





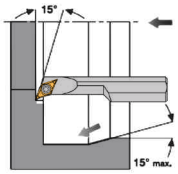

STEEL

A-SDQCR/L

	d	l1	l2 (mm)	f	f1	Dmin				KG		STOCK	PRICELIST on
A 0408F SDQCR/L 04	8	80	15	2,6	1,1	5,2	DCGT 04T0...	VT1604	BT05	0,030		●	

CARBIDE

E-SDQCR/L

	d	l1	l2 (mm)	f	f1	Dmin				KG		STOCK	PRICELIST on
E 0408F SDQCR/L 04	8	80	26	2,6	1,1	5,2	DCGT 04T0...	VT1604	BT05	0,042		●	

● **Disponibile - *Lieferbar* - On stock** ○ A richiesta - *Auf Anfrage* - On request

BARENI PER TORNITURA INTERNA
BOHRSTANGEN FÜR DIE INNENBEARBEITUNG _ INTERNAL BORING BARS



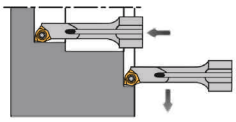

STEEL

A-SWUCR/L	d	d1	l1 (mm)	l2 (mm)	f (mm)	Dmin				KG		STOCK	PRICELIST on
A 0508H SWUCR/L 02	8	5	100	18	2,9	5,8	WCMT WCGT 0201...	VT20B	BT06	0,040		●	
A 0608H SWUCR/L 02	8	6	100	24	3,9	7,8				0,050		●	

HSS

AH-SWUCR/L	d	d1	l1 (mm)	l2 (mm)	f (mm)	Dmin				KG		STOCK	PRICELIST on
AH 0508H SWUCR/L 02	8	5	100	18	2,9	5,8	WCMT WCGT 0201...	VT20B	BT06	0,040		●	
AH 0608H SWUCR/L 02	8	6	100	24	3,9	7,8				0,050		●	

CARBIDE

E-SWUCR/L	d	d1	l1 (mm)	l2 (mm)	f (mm)	Dmin				KG		STOCK	PRICELIST on
E 0508H SWUCR/L 02	8	5	100	24	2,9	5,8	WCMT WCGT 0201...	VT20B	BT06	0,040		●	
E 0608H SWUCR/L 02	8	6	100	32	3,9	7,8				0,050		●	



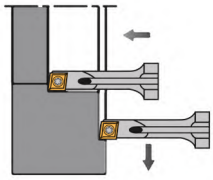

STEEL

A-SCLDR/L	d	l1 (mm)	l2 (mm)	f (mm)	Dmin				KG		STOCK	PRICELIST on
A 04E SCLDR/L 04	4	70	-	2,4	4,8	CDGT 0401...	VT18B	BT06	0,030		●	
A 05E SCLDR/L 04	5	70	-	2,9	5,8				0,040		●	
A 06F SCLDR/L 04	6	80	-	3,4	6,8				0,050		●	

CARBIDE

E-SCLDR/L	d	l1 (mm)	l2 (mm)	f (mm)	Dmin				KG		STOCK	PRICELIST on
E 04F SCLDR/L 04	4	80	-	2,4	4,8	CDGT 0401...	VT18B	BT06	0,030		●	
E 05F SCLDR/L 04	5	80	-	2,9	5,8				0,040		●	
E 06G SCLDR/L 04	6	95	-	3,4	6,8				0,050		●	





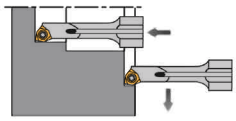

CARBIDE

E-SWUCR/L	d	l1 (mm)	l2 (mm)	f (mm)	Dmin				KG		STOCK	PRICELIST on
E 05F SWUCR/L 02	5	85	-	2,9	5,8	WCMT WCGT 0201...	VT20B	BT06	0,040		●	
E 06G SWUCR/L 02	6	95	-	3,9	7,8				0,050		●	

MINI COLLET	Ød	ØD	L (mm)	L1	H	KG		STOCK	PRICELIST on
SC 04-16	4					0,010	--	●	
SC 05-16	5	16	80	6	15	0,010	--	●	
SC 06-16	6					0,010	--	●	

● **Disponibile - *Lieferbar* - On stock** ○ A richiesta - *Auf Anfrage* - On request

BARENI PER TORNITURA INTERNA
BOHRSTANGEN FÜR DIE INNENBEARBEITUNG _ INTERNAL BORING BARS





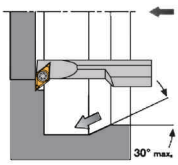

STEEL

A-SVLCR/L	d	l1	l2 (mm)	f	f1	Dmin				KG		STOCK	PRICELIST on
A 08F SVLCR/L 05	8	80	15	5	3	9,2	VCGT 0501...	VT1604	BT05	0,040		●	
A 10H SVLCR/L 07	10	100	22	7	5	12,5	VCMT VCGT 0702...	VT20	BT06	0,080		●	
A 12K SVLCR/L 07	12	125	28	9	6	15,5				0,120		●	
A 16M SVLCR/L 07	16	150	36	11	5	19,5				0,250		●	

CARBIDE

E-SVLCR/L	d	l1	l2 (mm)	f	f1	Dmin				KG		STOCK	PRICELIST on
E 08F SVLCR/L 05	8	80	26	5	3	9,2	VCGT 0501...	VT1604	BT05	0,070		●	
E 10H SVLCR/L 07	10	100	32	7	5	12,5	VCMT VCGT 0702...	VT20	BT06	0,170		●	
E 12K SVLCR/L 07	12	125	40	9	6	15,5				0,300		●	
E 16M SVLCR/L 07	16	150	55	11	5	19,5				0,500		●	



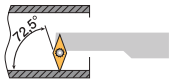

STEEL

A-SVVCR/L	d	l1	l2 (mm)	f	f1	Dmin				KG		STOCK	PRICELIST on
A 08F SVVCR/L 05	8	80	15	5,5	3,5	10,2	VCGT 0501...	VT1604	BT05	0,040		●	
A 10H SVVCR/L 07	10	100	22	8	6	13,5	VCMT VCGT 0702...	VT20	BT06	0,080		●	
A 12K SVVCR/L 07	12	125	28	9	6	15,5				0,120		●	
A 16M SVVCR/L 07	16	150	36	11	6	19,5				0,250		●	

CARBIDE

E-SVVCR/L	d	l1	l2 (mm)	f	f1	Dmin				KG		STOCK	PRICELIST on
E 08F SVVCR/L 05	8	80	26	5,5	3,5	10,2	VCGT 0501...	VT1604	BT05	0,070		●	
E 10H SVVCR/L 07	10	100	32	8	6	13,5	VCMT VCGT 0702...	VT20	BT06	0,170		●	
E 12K SVVCR/L 07	12	125	40	9	6	15,5				0,300		●	
E 16M SVVCR/L 07	16	150	55	11	6	19,5				0,500		●	

● **Disponibile - *Lieferbar* - On stock** ○ A richiesta - *Auf Anfrage* - On request

BARENI PER TORNITURA INTERNA
BOHRSTANGEN FÜR DIE INNENBEARBEITUNG _ INTERNAL BORING BARS





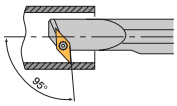

STEEL

A-SV95CR/L	d	l1	l2 (mm)	f (mm)	f1 (mm)	Dmin				KG		STOCK	PRICELIST on
A 08F SV95CR/L 05	8	80	15	5	3	9,2	VCGT 0501...	VT1604	BT05	0,040		●	
A 10H SV95CR/L 07	10	100	22	7	5	12,5	VCMT VCGT 0702...	VT20	BT06	0,080		●	
A 12K SV95CR/L 07	12	125	28	9	6	15,5				0,120		●	
A 16M SV95CR/L 07	16	150	36	11	5	19,5				0,250		●	

CARBIDE

E-SV95CR/L	d	l1	l2 (mm)	f (mm)	f1 (mm)	Dmin				KG		STOCK	PRICELIST on
E 08F SV95CR/L 05	8	80	26	5	3	9,2	VCGT 0501...	VT1604	BT05	0,070		●	
E 10H SV95CR/L 07	10	100	32	7	5	12,5	VCMT VCGT 0702...	VT20	BT06	0,170		●	
E 12K SV95CR/L 07	12	125	40	9	6	15,5				0,300		●	
E 16M SV95CR/L 07	16	150	55	11	8	19,5				0,500		●	



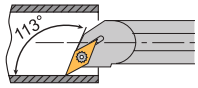

STEEL

A-SVXCR/L	d	l1	l2 (mm)	f (mm)	f1 (mm)	Dmin				KG		STOCK	PRICELIST on
A 08F SVXCR/L 05	8	80	15	5	3	9,2	VCGT 0501...	VT1604	BT05	0,040		●	
A 10H SVXCR/L 07	10	100	22	7	3	12,5	VCMT VCGT 0702...	VT20	BT06	0,080		●	
A 12K SVXCR/L 07	12	125	28	9	3	15,5				0,120		●	
A 16M SVXCR/L 07	16	150	36	11	3	19,5				0,250		●	

CARBIDE

E-SVXCR/L	d	l1	l2 (mm)	f (mm)	f1 (mm)	Dmin				KG		STOCK	PRICELIST on
E 08F SVXCR/L 05	8	80	26	5	3	9,2	VCGT 0501...	VT1604	BT05	0,070		●	
E 10H SVXCR/L 07	10	100	32	7	3	12,5	VCMT VCGT 0702...	VT20	BT06	0,170		●	
E 12K SVXCR/L 07	12	125	40	9	3	15,5				0,300		●	
E 16M SVXCR/L 07	16	150	55	11	3	19,5				0,500		●	



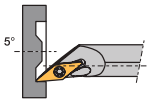

STEEL

A-SVOCR/L	d	l1	l2 (mm)	f (mm)	Dmin				KG		STOCK	PRICELIST on
A 08F SVOCR/L 05	8	80	15	3	8,0	VCGT 0501...	VT1604	BT05	0,040		●	
A 10H SVOCR/L 07	10	100	22	5,5	13	VCMT VCGT 0702...	VT20	BT06	0,080		●	
A12L SVOCR/L 07	12	140	28	6,5	13				0,120		●	

CARBIDE

E-SVOCR/L	d	l1	l2 (mm)	f (mm)	Dmin				KG		STOCK	PRICELIST on
E 08F SVOCR/L 05	8	80	26	3	8,0	VCGT 0501...	VT1604	BT05	0,050		●	
E 10H SVOCR/L 07	10	100	32	5,5	11	VCMT VCGT 0702...	VT20	BT06	0,100		●	

*** ATTENZIONE: non usare il tagliente secondario per la lavorazione!**
***ACHTUNG: Sekundärschneide nicht für Bearbeitung geeignet!* _ CAUTION: Do not use secondary cutting edge for machining!**

● **Disponibile - *Lieferbar* - On stock** ○ A richiesta - *Auf Anfrage* - On request

BARENI PER TORNITURA INTERNA
BOHRSTANGEN FÜR DIE INNENBEARBEITUNG _ INTERNAL BORING BARS



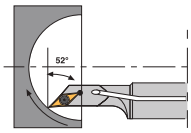

STEEL

A-SVJCR/L	d	l1 (mm)	l2 (mm)	f (mm)	Dmin				KG		STOCK	PRICELIST on
A 08F SVJCR/L 05	8	80	15	3	8	VCGT 0501...	VT1604	BT05	0,040		●	
A 10K SVJCR/L 07	10	125	18	1,5	13	VCMT VCGT 0702...	VT20	BT06	0,080		●	
A 12L SVJCR/L 07	12	140	18	2	13				0,120		●	

CARBIDE

E-SVJCR/L	d	l1 (mm)	l2 (mm)	f (mm)	Dmin				KG		STOCK	PRICELIST on
E08F SVJCR/L 05	8	80	26	3	8	VCGT 0501...	VT1604	BT05	0,090		●	
E10K SVJCR/L 07	10	125	18	1,5	13	VCMT VCGT 0702...	VT20	BT06	0,170		●	
E12M SVJCR/L 07	12	150	18	2	13				0,300		●	



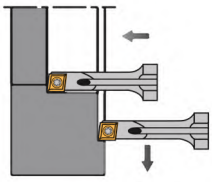

HSS NEW DESIGN

HSS

AH-SCLCR/L	d	l1 (mm)	l2 (mm)	f (mm)	Dmin					KG		STOCK	PRICELIST on
AH 0410H SCLCR/L 03	10	100	24	2,5	5	CCGT 0301...	--	--	VT16	BT06	0,030		●	
AH 0610H SCLCR/L 03	10	100	32	3,5	7						0,040		●	

CARBIDE

E-SCLCR/L	d	l1 (mm)	l2 (mm)	f (mm)	Dmin					KG		STOCK	PRICELIST on
E 04G SCLCR/L 03	4	90	10	2,5	5	CCGT 0301...	--	--	VT16	BT06	0,030		●	
E 05H SCLCR/L 03	5	100	10	3	6				BFTX 01604N		0,040		●	
E 06J SCLCR/L 03	6	110	10	3,5	7						0,050		●	

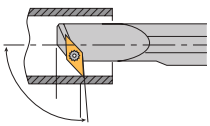

STEEL

A-SDXCR/L	d	l1 (mm)	l2 (mm)	f (mm)	f1 (mm)	Dmin					KG		STOCK	PRICELIST on
A 08F SDXCR/L 04	8	80	15	5	3	9,20	DCGT 04T0...	--	--	VT1604	BT05	0,070		●	
A 10H SDXCR/L 04	10	100	22	7	5	12,50						0,080		●	

● Disponibile - *Lieferbar* - On stock ○ A richiesta - *Auf Anfrage* - On request



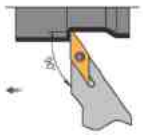

Stelo in acciaio _ *Stahlschaft* _ Steelshank

SVGCR/L

	h1	h2	b	l1	l2	f								STOCK	PRICELIST on
			(mm)									KG			
SVGCR/L 0808 K07	8	8	8	125	15	8,5	VCMT VCGT 0702...	--	--	VT20	BT06	0,040	--	●	
SVGCR/L 1010 M07	10	10	10	150	15	10,5						0,060	--	●	
SVGCR/L 1212 M07	12	12	12	150	18	12,5						0,090	--	●	





Stelo in acciaio _ *Stahlschaft* _ Steelshank

SVLCR/L

	h1	h2	b	l1	l2	f								STOCK	PRICELIST on
			(mm)									KG			
SVLCR/L 0808 D07	8	8	8	60	15	10	VCMT VCGT 0702...	--	--	VT20	BT06	0,040	--	●	
SVLCR/L 1010 E07	10	10	10	70	15	12						0,060	--	●	
SVLCR/L 1212 F07	12	12	12	80	18	16						0,090	--	●	





Stelo in acciaio _ *Stahlschaft* _ Steelshank

SVXCR/L

	h1	h2	b	l1	l2	f								STOCK	PRICELIST on
			(mm)									KG			
SVXCR/L 0808 D07	8	8	8	60	15	10	VCMT VCGT 0702...	--	--	VT20	BT06	0,040	--	●	
SVXCR/L 1010 E07	10	10	10	70	15	12						0,060	--	●	
SVXCR/L 1212 F07	12	12	12	80	18	16						0,090	--	●	





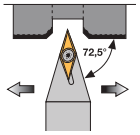

Stelo in acciaio _ *Stahlschaft* _ Steelshank

SVVCN

	h1	h2	b	l1	l2	f								STOCK	PRICELIST on
			(mm)									KG			
SVVCN 0808 K07	8	8	8	125	15	4	VCMT VCGT 0702...	--	--	VT20	BT06	0,040	--	●	
SVVCN 1010 M07	10	10	10	150	15	5						0,060	--	●	
SVVCN 1212 M07	12	12	12	150	18	6						0,090	--	●	

● **Disponibile - *Lieferbar* - On stock** ○ A richiesta - *Auf Anfrage* - On request

● **Disponibile - *Lieferbar* - On stock** ○ A richiesta - *Auf Anfrage* - On request

MINITOOLS

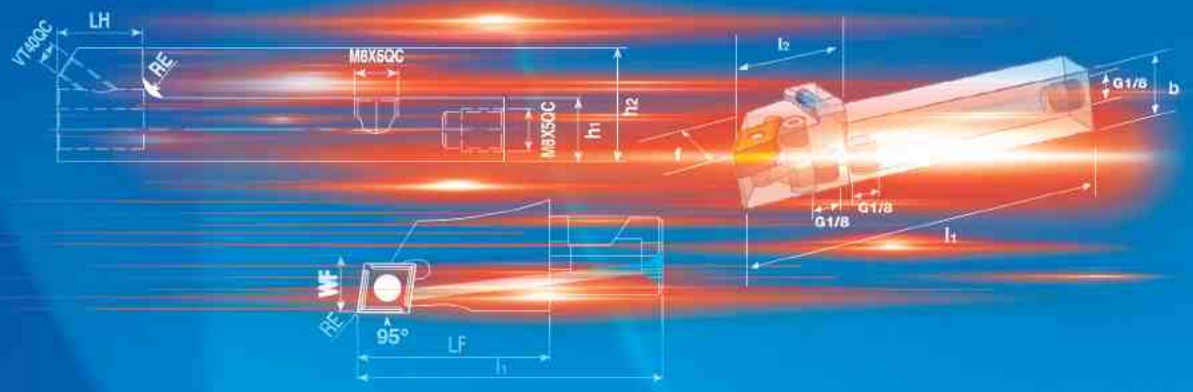
VT40QC
LH
AE
M8X5QC
M8X5QC
h1
h2
l2
G1/8
b
G1/8
G1/8
l4
WF
AE
95°
LF
l1

● **Disponibile - *Lieferbar* - On stock** ○ A richiesta - *Auf Anfrage* - On request

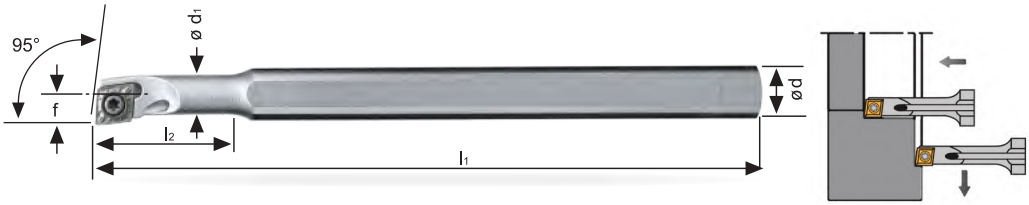

STEEL

A-SCLCR/L

	d	d1	l1 (mm)	l2 (mm)	f	Dmin				KG		STOCK	PRICELIST on
A 0608H SCLCR/L 06	8	6	100	21,5	4,2	8,5	CCMT CCGT 0602...	VT25B	BT08	0,050		●	
A 0810J SCLCR/L 06	10	8	110	27	6	12				0,070		●	
A 1012K SCLCR/L 06	12	10	125	32,5	7	14				0,100		●	
A 1216M SCLCR/L 06	16	12	150	42	9	18				0,200		●	



HSS

AH-SCLCR/L

	d	d1	l1 (mm)	l2 (mm)	f	Dmin				KG		STOCK	PRICELIST on
AH 0608H SCLCR/L 06	8	6	100	25	4	8,5	CCMT CCGT 0602...	VT25B	BT08	0,050		●	
AH 0810J SCLCR/L 06	10	8	110	32	6	12				0,070		●	
AH 1012K SCLCR/L 06	12	10	125	38	7	14				0,100		●	
AH 1216M SCLCR/L 06	16	12	150	50	9	18				0,200		●	

STEEL

A-SCUPR/L

	d	d1	l1 (mm)	l2 (mm)	f	Dmin				KG		STOCK	PRICELIST on
A 0608H SCUPR/L 05	8	6	100	20	4,5	8	CPMT CPGT 05T1...	VT22B	BT06	0,050		●	
A 0810J SCUPR/L 05	10	8	110	26	6	11				0,070		●	
A 1012K SCUPR/L 05	12	10	125	32	7	13				0,100		●	
A 1216M SCUPR/L 05	16	12	150	40	9	16				0,200		●	

CARBIDE

E-SCUPR/L

	d	d1	l1 (mm)	l2 (mm)	f	Dmin				KG		STOCK	PRICELIST on
E 0608H SCUPR/L 05	8	6	100	28	4,5	8	CPMT CPGT 05T1...	VT22B	BT06	0,050		●	
E 0810J SCUPR/L 05	10	8	110	36	6	11				0,090		●	
E 1012K SCUPR/L 05	12	10	125	44	7	13				0,170		●	
E 1216M SCUPR/L 05	16	12	150	55	9	16				0,300		●	

STEEL

A-SCXPR/L

	d	d1	l1 (mm)	l2 (mm)	f	Dmin				KG		STOCK	PRICELIST on
A 0608H SCXPR/L 05	8	6	100	20	4,5	8,5	CPMT CPGT 05T1...	VT22B	BT06	0,050		●	
A 0810J SCXPR/L 05	10	8	110	26	6	11				0,070		●	
A 1012K SCXPR/L 05	12	10	125	32	7	13				0,100		●	
A 1216M SCXPR/L 05	16	12	150	40	9	16				0,200		●	

CARBIDE

E-SCXPR/L

	d	d1	l1 (mm)	l2 (mm)	f	Dmin				KG		STOCK	PRICELIST on
E 0608H SCXPR/L 05	8	6	100	28	4,5	8,5	CPMT CPGT 05T1...	VT22B	BT06	0,050		●	
E 0810J SCXPR/L 05	10	8	110	36	6	11				0,090		●	
E 1012K SCXPR/L 05	12	10	125	44	7	13				0,170		●	
E 1216M SCXPR/L 05	16	12	150	55	9	16				0,300		●	

● **Disponibile - *Lieferbar* - On stock** ○ A richiesta - *Auf Anfrage* - On request

BARENI PER TORNITURA INTERNA
BOHRSTANGEN FÜR DIE INNENBEARBEITUNG _ INTERNAL BORING BARS



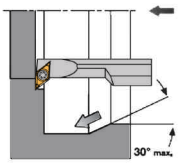

STEEL

A-SDUCR/L	d	l1	l2 (mm)	f (mm)	f1 (mm)	Dmin				KG		STOCK	PRICELIST on
A 0810H SDUCR/L 07	10	100	22,5	6,5	4,4	12,5	DCMT DCGT 0702...	VT25B	BT08	0,070		●	
A 1012K SDUCR/L 07	12	125	27,5	9	5,9	15,5				0,100		●	
A 1216M SDUCR/L 07	16	150	40,5	11	4,9	18				0,200		●	



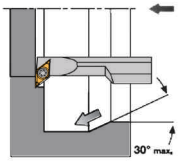

HSS NEW DESIGN

HSS

AH-SDUCR/L	d	l1	l2 (mm)	f (mm)	f1 (mm)	Dmin				KG		STOCK	PRICELIST on
AH 0810H SDUCR/L 07	10	100	22	7	5	12,5	DCMT DCGT 0702...	VT25B	BT08	0,070		●	
AH 1012K SDUCR/L 07	12	125	28	9	5	15,5				0,100		●	
AH 1216M SDUCR/L 07	16	150	36	11	5	19,5				0,200		●	



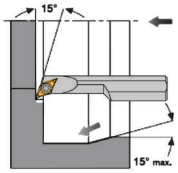

STEEL

A-SDQCR/L	d	l1	l2 (mm)	f (mm)	f1 (mm)	Dmin				KG		STOCK	PRICELIST on
A 0810H SDQCR/L 07	10	100	22,4	6,4	3	12,5	DCMT DCGT 0702...	VT25B	BT08	0,070		●	
A 1012K SDQCR/L 07	12	125	27,5	9	4	15,5				0,100		●	
A 1216M SDQCR/L 07	16	150	39,5	11	5	19,5				0,200		●	

● **Disponibile - *Lieferbar* - On stock** ○ A richiesta - *Auf Anfrage* - On request

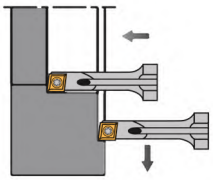

STEEL

A-SCLCR/L	d	l1 (mm)	l2 (mm)	f (mm)	Dmin						KG		STOCK	PRICELIST on
A 08H SCLCR/L 06	8	100	17,8	6	10	CCMT CCGT 0602...	--	--	VT25B	BT08	0,040		●	
A 10K SCLCR/L 06	10	125	17,7	7	12						0,080		●	
A 12L SCLCR/L 06	12	140	24,2	9	16						0,140		●	
A 16Q SCLCR/L 09	16	180	26,7	11	20	CCMT CCGT 09T3...	--	--	VT40B	BT15	0,250		●	
A 20R SCLCR/L 09	20	200	36,7	13	25						0,500		●	
A 25R SCLCR/L 12	25	200	40	17	32	CCMT CCGT 1204...	--	--	VT50	BT20	0,700		●	
A 32S SCLCR/L 12	32	250	30	22	40		US1221	GBS1221	SS1221	BT15	1,400		●	
A 40T SCLCR/L 12	40	300	31,4	27	49						2,700		●	



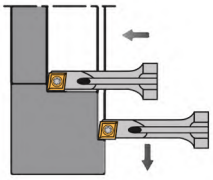

HSS NEW DESIGN

HSS

AH-SCLCR/L	d	l1 (mm)	l2 (mm)	f (mm)	Dmin						KG		STOCK	PRICELIST on
AH 08K SCLCR/L 06	8	125	20	5	10	CCMT CCGT 0602...	--	--	VT25B	BT08	0,040		●	
AH 10K SCLCR/L 06	10	125	20	6	12						0,080		●	
AH 12M SCLCR/L 06	12	150	20	7	14						0,120		●	
AH 16Q SCLCR/L 09	16	180	27	9	18	CCMT CCGT 09T3...	--	--	VT40B	BT15	0,250		●	
AH 20R SCLCR/L 09	20	200	27	11	23						0,500		●	
AH 25R SCLCR/L 12	25	200	40	15,5	28	CCMT CCGT 1204...	--	--	VT50	BT20	0,700		●	



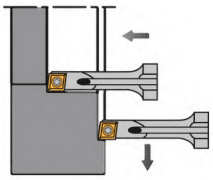

CARBIDE

E-SCLCR/L	d	l1 (mm)	l2 (mm)	f (mm)	Dmin						KG		STOCK	PRICELIST on
E 08K SCLCR/L 06	8	125	10	5	10	CCMT CCGT 0602...	--	--	VT25B	BT08	0,090		●	
E 10K SCLCR/L 06	10	125	10	6	12						0,170		●	
E 12M SCLCR/L 06	12	150	10	8	14						0,300		●	
E 16R SCLCR/L 09	16	200	16	10	18	CCMT CCGT 09T3...	--	--	VT40B	BT15	0,500		●	
E 20S SCLCR/L 09	20	250	16	12	23						1,000		●	
E 25S SCLCR/L 12	25	250	16	15	30	CCMT CCGT 1204...	--	--	VT50	BT20	1,800		●	
E 32U SCLCR/L 12	32	350	26	22	39		US1221	GBS1221	SS1221	BT15	3,700		○	

● **Disponibile - *Lieferbar* - On stock** ○ A richiesta - *Auf Anfrage* - On request

BARENI PER TORNITURA INTERNA
BOHRSTANGEN FÜR DIE INNENBEARBEITUNG _ INTERNAL BORING BARS

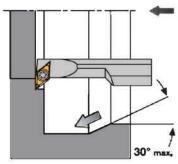

STEEL

A-SDUCR/L	d	l1 (mm)	l2 (mm)	f (mm)	Dmin						KG		STOCK	PRICELIST on
A 10K SDUCR/L 07	10	125	15,6	7	13,5	DCMT DCGT 0702...	--	--	VT25B	BT08	0,080		●	
A 12L SDUCR/L 07	12	140	22,6	9	16						0,120		●	
A 16Q SDUCR/L 07	16	180	27	11	20						0,250		●	
A 20R SDUCR/L 11	20	200	33,8	13	25	DCMT DCGT 11T3...	--	--	VT40B	BT15	0,500		●	
A 25R SDUCR/L 11	25	200	35,8	17	32						0,700		●	
A 32S SDUCR/L 11	32	250	18,5	22	40	DCMT DCGT 11T3...	US2311	GBS1111	SS1111	BT20	1,400		●	
A 40T SDUCR/L 11	40	300	18,5	27	49						2,700		●	



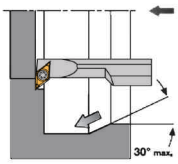

HSS NEW DESIGN

HSS

AH-SDUCR/L	d	l1 (mm)	l2 (mm)	f (mm)	Dmin						KG		STOCK	PRICELIST on
AH 08K SDUCR/L 07	8	125	20	7,5	12						0,040		●	
AH 10K SDUCR/L 07	10	125	20	9	14	DCMT DCGT 0702...	--	--	VT25B	BT08	0,080		●	
AH 12M SDUCR/L 07	12	150	25	8	16						0,120		●	
AH 16Q SDUCR/L 07	16	180	25	10	20						0,250		●	
AH 20R SDUCR/L 11	20	200	30	13	26	DCMT DCGT 11T3...	--	--	VT40B	BT15	0,500		●	
AH 25R SDUCR/L 11	25	200	40	16	32						0,700		●	



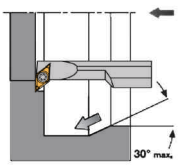

CARBIDE

E-SDUCR/L	d	l1 (mm)	l2 (mm)	f (mm)	Dmin						KG		STOCK	PRICELIST on
E 08K SDUCR/L 07	8	125	10	7,5	12,5						0,090		●	
E 10K SDUCR/L 07	10	125	10	7	12,5	DCMT DCGT 0702...	--	--	VT25B	BT08	0,170		●	
E 12M SDUCR/L 07	12	150	12,5	9	15						0,300		●	
E 16R SDUCR/L 07	16	200	16,5	11	19						0,500		●	
E 20S SDUCR/L 11	20	250	20,5	12,5	23,5	DCMT DCGT 11T3...	--	--	VT40B	BT15	1,000		●	
E 25S SDUCR/L 11	25	250	26	16	32						1,800		●	

● **Disponibile - *Lieferbar* - On stock** ○ A richiesta - *Auf Anfrage* - On request



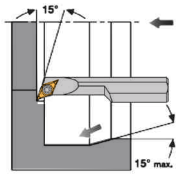

STEEL

A-SDQCR/L

	d	l1	l2	f	Dmin							STOCK	PRICELIST on
		(mm)											
A 10K SDQCR/L 07	10	125	16	7	14	DCMT DCGT 0702...	--	--	VT25B	BT08	0,080	●	
A 12L SDQCR/L 07	12	140	20	9	17						0,120	●	
A 16Q SDQCR/L 07	16	180	25	11	22						0,250	●	
A 20R SDQCR/L 11	20	200	32	13	26	DCMT DCGT 11T3...	--	--	VT40B	BT15	0,500	●	
A 25R SDQCR/L 11	25	200	40	17	31,5						0,700	●	
A 32S SDQCR/L 11	32	250	33,5	22	40	DCMT DCGT 11T3...	US2311	GBS1111	SS1111	BT15	1,400	●	
A 40T SDQCR/L 11	40	300	50	27	49						2,700	●	



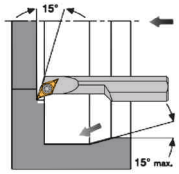

HSS NEW DESIGN

HSS

AH-SDQCR/L

	d	l1	l2	f	Dmin							STOCK	PRICELIST on
		(mm)											
AH 08K SDQCR/L07	8	125	20	8	12	DCMT DCGT 0702...	--	--	VT25B	BT08	0,040	●	
AH 10K SDQCR/L07	10	125	20	7	13						0,080	●	
AH 12M SDQCR/L 07	12	150	20	8,5	16						0,120	●	
AH 16Q SDQCR/L 07	16	180	30	10	20						0,250	●	
AH 20R SDQCR/L 11	20	200	40	12,5	25	DCMT DCGT 11T3...	--	--	VT40B	BT15	0,500	●	
AH 25R SDQCR/L 11	25	200	40	16	32						0,700	●	



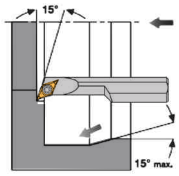

CARBIDE

E-SDQCR/L

	d	l1	l2	f	Dmin							STOCK	PRICELIST on
		(mm)											
E 08K SDQCR/L 07	8	125	10	7	12	DCMT DCGT 0702...	--	--	VT25B	BT08	0,090	●	
E 10K SDQCR/L 07	10	125	10	7	13						0,170	●	
E 12M SDQCR/L 07	12	150	12,5	8,5	16						0,300	●	
E 16R SDQCR/L 07	16	200	16,5	10	20						0,500	●	
E 20S SDQCR/L 11	20	250	13	12,5	25	DCMT DCGT 11T3...	--	--	VT40B	BT15	1,000	●	
E 25S SDQCR/L 11	25	250	17	16	32						1,800	●	

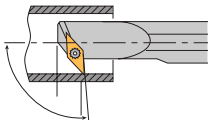

STEEL

A-SDXCR/L

	d	l1	l2	f	f1	Dmin							STOCK	PRICELIST on
		(mm)												
A 12L SDXCR/L 07	12	140	25	9	4,3	17	DCMT DCGT 0702...	--	--	VT25B	BT08	0,120	●	
A 16Q SDXCR/L 07	16	180	33	11	4,3	21						0,300	●	
A 20R SDXCR/L 11	20	200	40	13	10,7	25	DCMT DCGT 11T3...	--	--	VT40B	BT15	0,460	●	
A 25R SDXCR/L 11	25	200	50	17	10,7	31,5						0,740	●	

BARENI PER TORNITURA INTERNA
BOHRSTANGEN FÜR DIE INNENBEARBEITUNG _ INTERNAL BORING BARS

NEW



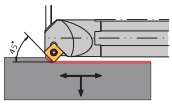

STEEL

A-SSSCR/L	d	l1 (mm)	f (mm)	f1 (mm)	Dmin						KG		STOCK	PRICELIST on
A 16Q SSSCR/L 09	16	180	11,5	3,5	20	SCMT 09T3...	--	--	VT40B	BT15	0,250		●	
A 20R SSSCR/L 09	20	200	13,5	3,5	26						0,500		●	
A 25R SSSCR/L 09	25	200	16	3,5	31						0,700		●	



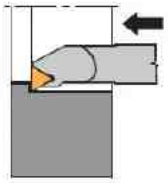

STEEL

A-STFCR/L	d	l1 (mm)	l2 (mm)	f (mm)	Dmin						KG		STOCK	PRICELIST on
A 10K STFCR/L 11	10	125	22,8	7	13	TCMT TCGT 1102...	--	--	VT25B	BT08	0,080		●	
A 12L STFCR/L 11	12	140	26,5	9	16						0,120		●	
A 16Q STFCR/L 11	16	180	26,7	11	20						0,250		●	
A 20R STFCR/L 16	20	200	36,6	13	25	TCMT TCGT 16T3...	--	--	VT40B	BT15	0,500		●	
A 25R STFCR/L 16	25	200	41	17	32						0,700		●	
A 32S STFCR/L 16	32	250	34,6	21,9	40	TCMT TCGT 16T3...	US5511	GBS1111	SS1111	BT15	1,400		●	
A 40T STFCR/L 16	40	300	37,5	27	49						2,700		●	



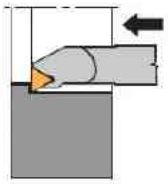

HSS NEW DESIGN

HSS

AH-STFCR/L	d	l1 (mm)	l2 (mm)	f (mm)	Dmin						KG		STOCK	PRICELIST on
AH 10K STFCR/L 11	10	125	16	7	12	TCMT TCGT 1102...	--	--	VT25B	BT08	0,080		●	
AH 12M STFCR/L 11	12	150	20	9	14						0,120		●	
AH 16Q STFCR/L 11	16	180	25	11	18						0,250		●	
AH 20R STFCR/L 11	20	200	32	13	23						0,500		●	
AH 25R STFCR/L 16	25	200	40	17	28	TCMT TCGT 16T3...	--	--	VT40B	BT15	0,700		●	



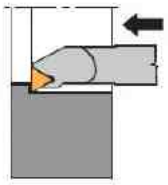

CARBIDE

E-STFCR/L	d	l1 (mm)	l2 (mm)	f (mm)	Dmin						KG		STOCK	PRICELIST on
E 10K STFCR/L 11	10	125	16	6	12	TCMT TCGT 1102...	--	--	VT25B	BT08	0,170		●	
E 12M STFCR/L 11	12	150	20	8	15						0,300		●	
E 16R STFCR/L 11	16	200	25	10	19						0,500		●	
E 20S STFCR/L 16	20	250	32	12	24	TCMT TCGT 16T3...	--	--	VT40B	BT15	1,000		●	
E 25S STFCR/L 16	25	250	40	13,5	27						1,800		●	

● Disponibile - *Lieferbar* - On stock ○ A richiesta - *Auf Anfrage* - On request



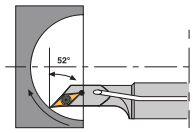

STEEL

A-SVJBR/L	d	l1 (mm)	l2 (mm)	f (mm)	Dmin (mm)				KG		STOCK	PRICELIST on
A 16M SVJBR/L 11	16	150	31,4	2	22	VBMT VBGT 1103...	VT25B	BT08	0,250		●	
A 20Q SVJBR/L 11	20	180	38	2	24				0,500		●	
A 25R SVJBR/L 16	25	200	44	4,6	28	VBMT VBGT 1604...	VT40B	BT15	0,700		●	

CARBIDE

E-SVJBR/L	d	l1 (mm)	l2 (mm)	f (mm)	Dmin (mm)				KG		STOCK	PRICELIST on
E16R SVJBR/L 11	16	200	31,4	2	22	VBMT VBGT 1103...	VT25B	BT08	0,500		●	
E20S SVJBR/L 11	20	250	38	2	24				1,000		●	
E25S SVJBR/L 16	25	250	44	4,6	28	VBMT VBGT 1604...	VT40B	BT15	1,800		●	



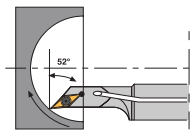

STEEL

A-SVJCR/L	d	l1 (mm)	l2 (mm)	f (mm)	Dmin (mm)				KG		STOCK	PRICELIST on
A 16M SVJCR/L 11	16	150	31,4	2	22	VCMT VCGT 1103...	VT25B	BT08	0,250		●	
A 20Q SVJCR/L 11	20	180	38	2	24				0,500		●	
A 25R SVJCR/L 16	25	200	44	4,6	28	VCMT VCGT 1604...	VT40B	BT15	0,700		●	

HSS

AH-SVJCR/L	d	l1 (mm)	l2 (mm)	f (mm)	Dmin (mm)				KG		STOCK	PRICELIST on
AH 16M SVJCR/L 11	16	150	30	4,6	22	VCMT VCGT 1103...	VT25B	BT08	0,250		●	
AH 20Q SVJCR/L 11	20	180	38	4,6	25				0,500		●	
AH 25R SVJCR/L 16	25	200	44	4,6	28	VCMT VCGT 1604...	VT40B	BT15	0,700		●	

CARBIDE

E-SVJCR/L	d	l1 (mm)	l2 (mm)	f (mm)	Dmin (mm)				KG		STOCK	PRICELIST on
E16R SVJCR/L 11	16	200	31,4	2	22	VCMT VCGT 1103...	VT25B	BT08	0,500		●	
E20S SVJCR/L 11	20	250	38	2	24				1,000		●	
E25S SVJCR/L 16	25	250	44	4,6	28	VCMT VCGT 1604...	VT40B	BT15	1,800		●	

● **Disponibile - *Lieferbar* - On stock** ○ A richiesta - *Auf Anfrage* - On request





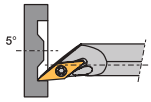

STEEL	A-SVOCR/L	d	l1	l2	f	Dmin				KG		STOCK	PRICELIST on
			(mm)										
	A16M SVOCR/L 11	16	150	36	9	22	VCMT VCGT 1103...	VT25B	BT08	0,220		●	
	A20Q SVOCR/L 11	20	180	40	11	24				0,390		●	

*** ATTENZIONE: non usare il tagliente secondario per la lavorazione!**
***ACHTUNG: Sekundärschneide nicht für Bearbeitung geeignet!* _ CAUTION: Do not use secondary cutting edge for machining!**



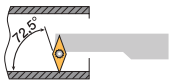

STEEL	A-SVVCR/L	d	l1	l2	f	f1	Dmin				KG		STOCK	PRICELIST on
			(mm)											
	A 16M SVVCR/L 11	16	150	40	13,9	9,5	23	VCMT VCGT 1103...	VT25B	BT08	0,250		●	
	A 20Q SVVCR/L 11	20	180	50	13,9	9,5	25				0,400		●	
	A 25R SVVCR/L 16	25	200	62,5	19,9	13	34	VCMT VCGT 1604...	VT40B	BT15	0,690		●	



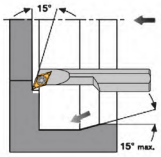

STEEL	A-SVQBR/L	d	l1	l2	f	Dmin						KG		STOCK	PRICELIST on
			(mm)												
	A 16Q SVQBR/L 11	16	180	16,5	11	21	VBMT VBGT 1103...	--	--	VT25B	BT08	0,080		●	
	A 20R SVQBR/L 11	20	200	20,5	13	25						0,120		●	
	A 25R SVQBR/L16	25	200	40	17	32	VBMT VBGT 1604...	--	--	VT40B	BT15	0,250		●	

STEEL	A-SVQCR/L	d	l1	l2	f	Dmin						KG		STOCK	PRICELIST on
			(mm)												
	A 16Q SVQCR/L 11	16	180	16,5	11	21	VCMT VCGT 1103...	--	--	VT25B	BT08	0,250		●	
	A 20R SVQCR/L 11	20	200	26,1	13	24						0,500		●	
	A 25R SVQCR/L 16	25	200	43	17	31,5	VCMT VCGT 1604...	US6522	GBS1111	VT40B	BT15	0,700		●	
	A 32S SVQCR/L 16	32	250	33,5	22	40				SS1111		1,400		●	
	A 40T SVQCR/L 16	40	300	40	27	49						2,700		●	

● Disponibile - *Lieferbar* - On stock ○ A richiesta - *Auf Anfrage* - On request



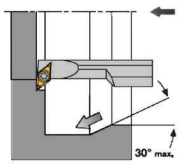

STEEL

A-SVUBR/L	d	l1 (mm)	l2 (mm)	f (mm)	Dmin							STOCK	PRICELIST on
A 16Q SVUBR/L 11	16	180	16,5	11	21	VBMT VBGT 1103...	--	--	VT25B	BT08	0,250	●	
A 20R SVUBR/L 11	20	200	20,5	13	24						0,500	●	
A 25R SVUBR/L 16	25	200	25,5	17	32	VBMT VBGT 1604...	US6522	GBS1111	VT40B	BT15	0,700	●	
A 32S SVUBR/L 16	32	250	33,5	22	40				SS1111		1,400	●	
A 40T SVUBR/L 16	40	300	40	27	49						2,700	●	

CARBIDE

E-SVUBR/L	d	l1 (mm)	l2 (mm)	f (mm)	Dmin							STOCK	PRICELIST on
E 16R SVUBR/L 11	16	200	16,5	11	21	VBMT VBGT 1103...	--	--	VT25B	BT08	0,500	●	
E 20S SVUBR/L 11	20	250	20,5	13	25						1,000	●	
E 25S SVUBR/L 11	25	250	23	17	31,5						1,800	●	

STEEL

A-SVUCR/L	d	l1 (mm)	l2 (mm)	f (mm)	Dmin							STOCK	PRICELIST on
A 16Q SVUCR/L 11	16	180	16,5	11	21	VCMT VCGT 1103...	--	--	VT25B	BT08	0,250	●	
A 20R SVUCR/L 11	20	200	20,5	13	25						0,500	●	
A 25R SVUCR/L 16	25	200	25,5	17	32	VCMT VCGT 1604...	US6522	GBS1111	VT40B	BT15	0,700	●	
A 32S SVUCR/L 16	32	250	33,5	22	40				SS1111		1,400	●	
A 40T SVUCR/L 16	40	300	40	27	49						2,700	●	



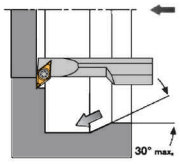

HSS NEW DESIGN

HSS

AH-SVUCR/L	d	l1 (mm)	l2 (mm)	f (mm)	Dmin							STOCK	PRICELIST on
AH 16Q SVUCR/L 11	16	180	20	11	21	VCMT VCGT 1103...	--	--	VT25B	BT08	0,250	●	
AH 20R SVUCR/L 11	20	200	24	13	25						0,500	●	
AH 25R SVUCR/L 16	25	200	25,5	17	31,5	VCMT VCGT 1604...	--	--	VT40B	BT15	0,700	●	



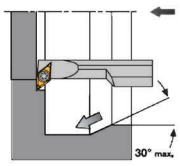

CARBIDE

E-SVUCR/L	d	l1 (mm)	l2 (mm)	f (mm)	Dmin							STOCK	PRICELIST on
E 16R SVUCR/L 11	16	200	16,5	11	21	VCMT VCGT 1103...	--	--	VT25B	BT08	0,500	●	
E 20S SVUCR/L 11	20	250	20,5	13	25						1,000	●	
E 25S SVUCR/L 11	25	250	23	17	31,5						1,800	●	

● **Disponibile - *Lieferbar* - On stock** ○ A richiesta - *Auf Anfrage* - On request

BARENI PER TORNITURA INTERNA
BOHRSTANGEN FÜR DIE INNENBEARBEITUNG _ INTERNAL BORING BARS

Specialmente con diametri di lavorazione di piccole dimensioni, i bareni N-PREMIUM impediscono l'accumulo di trucioli nel pezzo.

Speziell bei kleinen Bearbeitungsdurchmessern, verhindern N-PREMIUM Bohrstangen einen Spänestau im Werkstück.

Especially with small machining diameters, N-PREMIUM boring bars prevent chips jamming in the workpiece.

STANDARD

N-PREMIUM

Asportazione sicura dei trucioli mediante scanalature a spirale.
Gesicherte Spanabfuhr durch spiralisierten Spanraum.
Reliable chip evacuation due to spiral flutes.

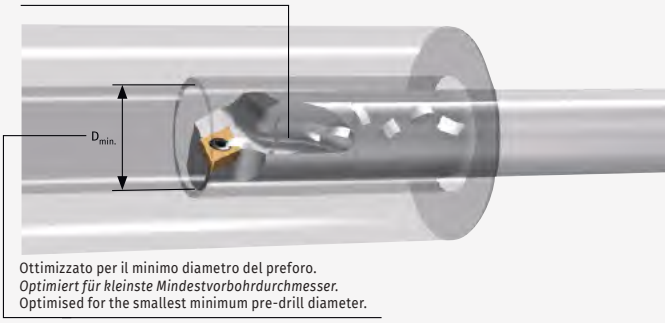

Ottimizzato per il minimo diametro del preforo.
Optimiert für kleinste Mindestvorbohrdurchmesser.
Optimised for the smallest minimum pre-drill diameter.



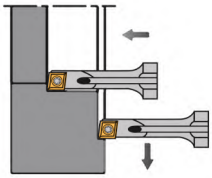

Stelo in acciaio _ *Stahlschaft* _ Steelshank

N-PREMIUM A-SCLCR/L	d	l1 (mm)	l2 (mm)	f (mm)	Dmin (mm)						KG		STOCK	PRICELIST on
A08H SCLCR/L 06 N-PREMIUM	8	100	20	5	10	CCMT CCGT 0602...	--	--	VT25B	BT08	0,040		●	
A10K SCLCR/L 06 N-PREMIUM	10	125	20	6	12						0,080		●	
A12L SCLCR/L 06 N-PREMIUM	12	140	24,2	7	14						0,140		●	
A16Q SCLCR/L 09 N-PREMIUM	16	180	31	9	18	CCMT CCGT 09T3...	--	--	VT40B	BT15	0,250		●	
A20R SCLCR/L 09 N-PREMIUM	20	200	36	11	22						0,500		●	
A25R SCLCR/L 09 N-PREMIUM	25	200	43	13,5	27						0,700		●	
A25R SCLCR/L 12 N-PREMIUM	25	200	43	13,5	27	CCMT CCGT 1204...	--	--	VT50	BT20	0,700		●	



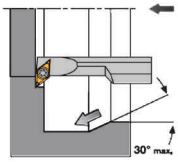

Stelo in acciaio _ *Stahlschaft* _ Steelshank

N-PREMIUM A-SDUCR/L	d	l1 (mm)	l2 (mm)	f (mm)	Dmin (mm)						KG		STOCK	PRICELIST on
A10K SDUCR/L 07 N-PREMIUM	10	125	20	7	13	DCMT DCGT 0702...	--	--	VT25B	BT08	0,080		●	
A12L SDUCR/L 07 N-PREMIUM	12	140	25	8	15						0,120		●	
A16Q SDUCR/L 07 N-PREMIUM	16	180	28	10	19						0,250		●	
A16Q SDUCR/L 11 N-PREMIUM	16	180	28	14	23	DCMT DCGT 11T3...	--	--	VT40B	BT15	0,250		●	
A20R SDUCR/L 11 N-PREMIUM	20	200	36	13	25						0,500		●	
A25R SDUCR/L 11 N-PREMIUM	25	200	40	16	31						0,700		●	

● **Disponibile - *Lieferbar* - On stock** ○ A richiesta - *Auf Anfrage* - On request



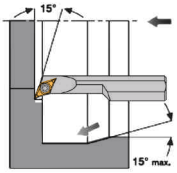

Stelo in acciaio _ *Stahlschaft* _ Steelshank

N-PREMIUM **A-SDQCR/L**	d	l1	l2	f	Dmin						KG		STOCK	PRICELIST on
		(mm)												
A10K SDQCR/L 07 N-PREMIUM	10	125	20	7	13	**DCMT DCGT 0702...**	--	--	**VT25B**	**BT08**	0,080		●	
A12L SDQCR/L 07 N-PREMIUM	12	140	25	8	15						0,120		●	
A16Q SDQCR/L 07 N-PREMIUM	16	180	28	10	19						0,250		●	
A16Q SDQCR/L 11 N-PREMIUM	16	180	28	14	23	**DCMT DCGT 11T3...**	--	--	**VT40B**	**BT15**	0,250		●	
A20R SDQCR/L 11 N-PREMIUM	20	200	36	13	25						0,500		●	
A25R SDQCR/L 11 N-PREMIUM	25	200	40	16	31						0,700		●	



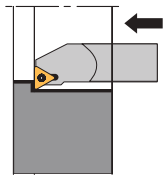

Stelo in acciaio _ *Stahlschaft* _ Steelshank

N-PREMIUM **A-STFCR/L**	d	l1	l2	f	Dmin						KG		STOCK	PRICELIST on
		(mm)												
A10K STFCR/L 11 N-PREMIUM	10	125	22	6	12	**TCMT TCGT 1102...**	--	--	**VT25B**	**BT08**	0,080		●	
A12L STFCR/L 11 N-PREMIUM	12	140	24,3	7	14						0,120		●	
A16Q STFCR/L 11 N-PREMIUM	16	180	31	9	18						0,250		●	
A20R STFCR/L 11 N-PREMIUM	20	200	36	11	22						0,500		●	



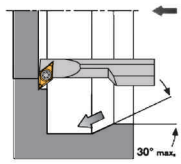

Stelo in acciaio _ *Stahlschaft* _ Steelshank

N-PREMIUM **A-SVUBR/L**	d	l1	l2	f	Dmin						KG		STOCK	PRICELIST on
		(mm)												
A16Q SVUBR/L 11 N-PREMIUM	16	180	31	11	20	**VBMT VBGT 1103...**	--	--	**VT25B**	**BT08**	0,250		●	
A20R SVUBR/L 11 N-PREMIUM	20	200	36	13	24						0,500		●	
A25R SVUBR/L 16 N-PREMIUM	25	200	40	17	31	**VBMT VBGT 1604...**	--	--	**VT40B**	**BT15**	0,700		●	

N-PREMIUM **A-SVUCR/L**	d	l1	l2	f	Dmin						KG		STOCK	PRICELIST on
		(mm)												
A16Q SVUCR/L 11 N-PREMIUM	16	180	31	11	20	**VCMT VCGT 1103...**	--	--	**VT25B**	**BT08**	0,250		●	
A20R SVUCR/L 11 N-PREMIUM	20	200	36	13	24						0,500		●	
A25R SVUCR/L 16 N-PREMIUM	25	200	40	17	31	**VCMT VCGT 1604...**	--	--	**VT40B**	**BT15**	0,700		●	

● **Disponibile - *Lieferbar* - On stock** ○ A richiesta - *Auf Anfrage* - On request

GAMBI IN METALLO DURO INTEGRALE _ *VHM SCHAFTEN* _ SOLID CARBIDE SHANKS



CARBIDE	E..K	d	l1 (mm)	M	KG		STOCK	PRICELIST on
	E08K M4 R	8	112	M4	0,070		●	
	E10K M5 R	10	112	M5	0,110		●	
	E12M M6 R	12	137	M6	0,180		●	
	E16R M8 R	16	177	M8	0,500		●	

IN ESAURIMENTO _ SOLANGE DER VORRAT REICHT _ WHILE SUPPLIES LAST

TESTINA FILETTATA _ *KÖPFE MIT GEWINDE* _ HEADS WITH THREAD CONNECTION

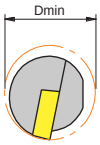



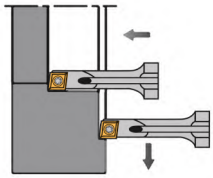

STEEL	A-SCLCR	d	l1 (mm)	f	W	Dmin					KG		STOCK	PRICELIST on
	A 08 SCLCR 06	8	21	5	3,5	10					0,008		●	
	A 10 SCLCR 06	10	22	6	3,5	12	CCMT CCGT 0602...	VT25B	BT08		0,010		●	
	A 12 SCLCR 06	12	23	7	3,5	16				CBH 0816	0,014		●	
	A 16 SCLCR 09	16	26	9	3,5	20	CCMT CCGT 09T3 ...	VT40B	BT15		0,030		●	

IN ESAURIMENTO _ SOLANGE DER VORRAT REICHT _ WHILE SUPPLIES LAST

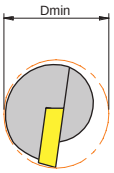

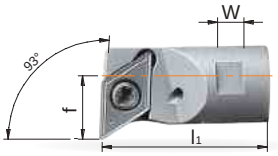

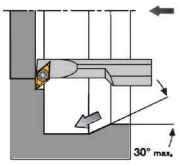

STEEL	A-SDUCR	d	l1 (mm)	f	W	Dmin					KG		STOCK	PRICELIST on
	A 08 SDUCR 07	8	21	9	3,5	13					0,008		●	
	A 10 SDUCR 07	10	22	9	3,5	14	DCMT DCGT 0702...	VT25B	BT08	CBH 0816	0,010		●	
	A 12 SDUCR 07	12	23	10	3,5	16					0,014		●	
	A 16 SDUCR 07	16	26	11,3	3,5	20					0,030		●	

IN ESAURIMENTO _ SOLANGE DER VORRAT REICHT _ WHILE SUPPLIES LAST

● Disponibile - *Lieferbar* - On stock ○ A richiesta - *Auf Anfrage* - On request

TESTINA FILETTATA _ *KÖPFE MIT GEWINDE* _ HEADS WITH THREAD CONNECTION

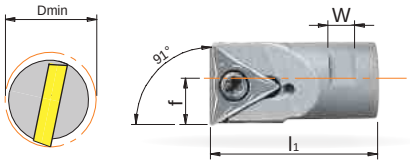

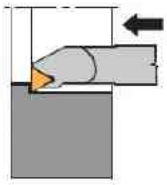

	A-STFCR	d	l1 (mm)	f (mm)	W (mm)	Dmin (mm)					KG		STOCK	PRICELIST on
STEEL	A 08 STFCR 08	8	21	5	3,5	10	TCMT 0802...	VT20	BT06	CBH 0816	0,008		●	
	A 10 STFCR 11	10	22	6	3,5	12	TCMT TCGT 1102...	VT25B	BT08		0,010		●	
	A 12 STFCR 11	12	23	7	3,5	14					0,014		●	
	A 16 STFCR 11	16	26	9	3,5	18					0,030		●	

IN ESAURIMENTO _ SOLANGE DER VORRAT REICHT _ WHILE SUPPLIES LAST

SET BARENO MD + TESTINE
VHM SCHAFT + EINSCHRAUBEN-KÖPFEN SATZ
CARBIDE SHANK + HEADS WITH THREAD CONNECTION SET

PROFI-BOX
SC06.SD07.ST08

			STOCK	
SET E08K-R SC06.SD07.ST08	n° 1	E08K M4 R	●	SPECIAL NET PRICE PROMO
	n° 1	A08 SCLCR 06		
	n° 1	A08 SDUCR 07		
	n° 1	A08 STFCR 08		
SET E10K-R SC06.SD07.ST11	n° 1	E10K M5 R	●	SPECIAL NET PRICE PROMO
	n° 1	A10 SCLCR 06		
	n° 1	A10 SDUCR 07		
	n° 1	A10 STFCR 11		
SET E12M-R SC06.SD07.ST11	n° 1	E12M M6 R	●	SPECIAL NET PRICE PROMO
	n° 1	A12 SCLCR 06		
	n° 1	A12 SDUCR 07		
	n° 1	A12 STFCR 11		

IN ESAURIMENTO _ SOLANGE DER VORRAT REICHT _ WHILE SUPPLIES LAST

UTENSILI PER TORNITURA ESTERNA
KLEMMHALTER FÜR DIE AUSSENBEARBEITUNG _ EXTERNAL TURNING TOOLS
Con lubrificazione _ Mit Innenkühlung _ With coolant

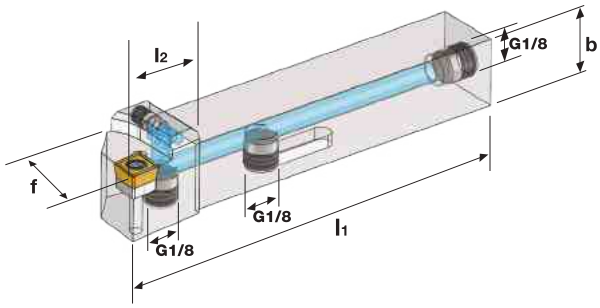

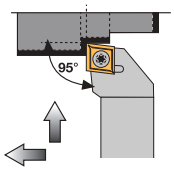

INCLUDING FREE

Stelo in acciaio _ *Stahlschaft* _ Steelshank

SCLCR/L

	h1	h2	b	l1	l2	f						KG		STOCK	PRICELIST on
	(mm)														
SCLCR/L 1616 H09 IK G1/8	16	16	16	100	17	20	CCMT CCGT 09T3...	US 1111E	GB-S1111E	SS1111	BT15	0,230		●	
SCLCR/L 2020 K09 IK G1/8	20	20	20	125	17	25						0,420		●	
SCLCR/L 2525 M12 IK G1/8	25	25	25	150	20	32	CCMT CCGT 1204...	US 1221E	GBS 1221E	SS1221	BT15	0,760		●	



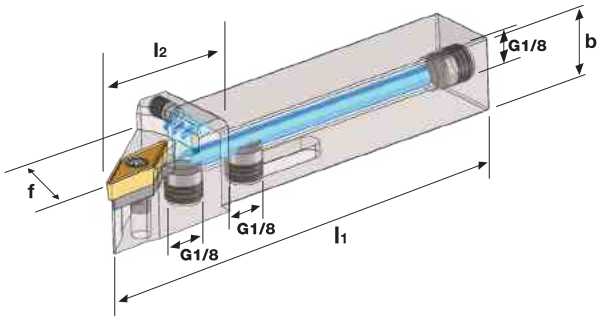

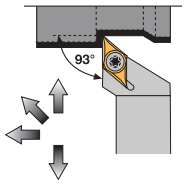

INCLUDING FREE

Stelo in acciaio _ *Stahlschaft* _ Steelshank

SDJCR/L

	h1	h2	b	l1	l2	f						KG		STOCK	PRICELIST on
	(mm)														
SDJCR/L 1616 H11 IK G1/8	16	16	16	100	20	20						0,230		●	
SDJCR/L 2020 K11 IK G1/8	20	20	20	125	24	25	DCMT DCGT 11T3...	US 2311E	GBS 1111E	SS1111	BT15	0,410		●	
SDJCR/L 2525 M11 IK G1/8	25	25	25	150	27	32						0,740		●	

● **Disponibile - *Lieferbar* - On stock** ○ A richiesta - *Auf Anfrage* - On request



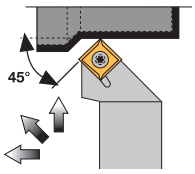

INCLUDING FREE

Stelo in acciaio _ *Stahlschaft* _ Steelshank

SSSCR/L

	h1	h2	b	l1	l2	f						KG		STOCK	PRICELIST on
	(mm)														
SSSCR/L 1616 H09 IK G1/8	16	16	16	100	20	20	SCMT SCGT 09T3...	US4111	GBS1111	SS1111	BT15	0,240		●	
SSSCR/L 2020 K09 IK G1/8	20	20	20	125	20	25						0,430		●	
SSSCR/L 2525 M12 IK G1/8	25	25	25	150	25	32	SCMT SCGT 1204...	US4221	GBS1221	SS1221	BT15	0,770		●	

IN ESAURIMENTO _ SOLANGE DER VORRAT REICHT _ WHILE SUPPLIES LAST

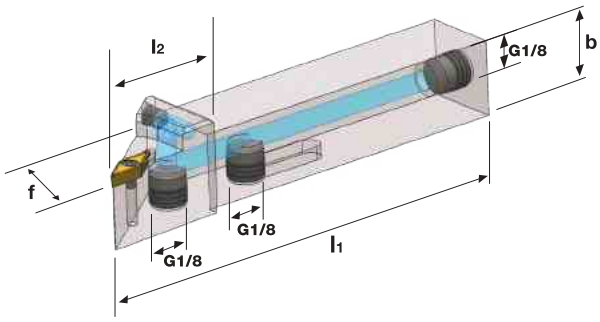

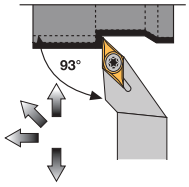

INCLUDING FREE

Stelo in acciaio _ *Stahlschaft* _ Steelshank

SVJCR/L

	h1	h2	b	l1	l2	f						KG		STOCK	PRICELIST on
	(mm)														
SVJCR/L 1616 H11 IK G1/8	16	16	16	100	21,5	20	VCMT VCGT 1103...	--	--	SS1751	BT08	0,210		●	
SVJCR/L 2020 K11 IK G1/8	20	20	20	125	23	25						0,370		●	
SVJCR/L 2020 K16 IK G1/8	20	20	20	125	29,5	25	VCMT VCGT 1604...	US 6522E	GBS 1111E	SS1111	BT15	0,380		●	
SVJCR/L 2525 M16 IK G1/8	25	25	25	150	32,5	32						0,680		●	

UTENSILI PER TORNITURA ESTERNA
KLEMMHALTER FÜR DIE AUSSENBEARBEITUNG _ EXTERNAL TURNING TOOLS



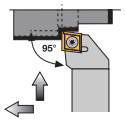

Stelo in acciaio _ *Stahlschaft* _ Steelshank

SCLCR/L	h1	h2	b	l1	l2	f						KG		STOCK	PRICELIST on
	(mm)														
SCLCR/L 0808 D06	8	8	8	60	9	10	CCMT CCGT 0602...	--	--	SS1751	BT08	0,040	--	●	
SCLCR/L 1010 E06	10	10	10	70	10	12						0,060	--	●	
SCLCR/L 1212 F09	12	12	12	80	17	16	CCMT CCGT 09T3...	US1111	GBS1111	SS1111	BT15	0,090	--	●	
SCLCR/L 1616 H09	16	16	16	100	17	20						0,220	--	●	
SCLCR/L 2020 K09	20	20	20	125	18	25						0,420	--	●	
SCLCR/L 2525 M09	25	25	25	150	19	32						0,740	--	●	
SCLCR/L 1616 H12	16	16	16	100	20	20	CCMT CCGT 1204...	US1221	GBS1221	SS1221	BT15	0,220	--	●	
SCLCR/L 2020 K12	20	20	20	125	20	25						0,420	--	●	
SCLCR/L 2525 M12	25	25	25	150	20	32						0,740	--	●	

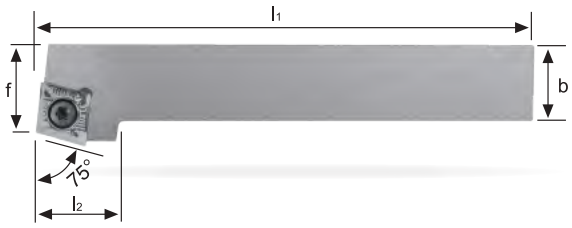

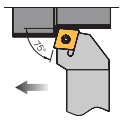

Stelo in acciaio _ *Stahlschaft* _ Steelshank

SCRCR/L	h1	h2	b	l1	l2	f						KG		STOCK	PRICELIST on
	(mm)														
SCRCR/L 0808 D06	8	8	8	60	14	9	CCMT CCGT 0602...	--	--	SS1751	BT08	0,040	--	●	
SCRCR/L 1010 E06	10	10	10	70	14	11						0,060	--	●	
SCRCR/L 1212 F09	12	12	12	80	20	13	CCMT CCGT 09T3...	US1111	GBS1111	SS1111	BT15	0,090	--	●	
SCRCR/L 1616 H09	16	16	16	100	20	17						0,220	--	●	
SCRCR/L 2020 K09	20	20	20	125	21	22						0,420	--	●	
SCRCR/L 1616 H12	16	16	16	100	24	17	CCMT CCGT 1204...	US1221	GBS1221	SS1221	BT15	0,220	--	●	
SCRCR/L 2020 K12	20	20	20	125	24	22						0,420	--	●	
SCRCR/L 2525 M12	25	25	25	150	24	27						0,740	--	●	





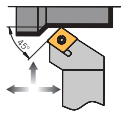

Stelo in acciaio _ *Stahlschaft* _ Steelshank

SCSCR/L	h1	h2	b	l1	l2	f						KG		STOCK	PRICELIST on
	(mm)														
SCSCR/L 0808 D06	8	8	8	60	12	10	CCMT CCGT 0602...	--	--	SS1751	BT08	0,040	--	●	
SCSCR/L 1010 E06	10	10	10	70	12	12						0,060	--	●	
SCSCR/L 1212 F09	12	12	12	80	19	16	CCMT CCGT 09T3...	US1111	GBS1111	SS1111	BT15	0,090	--	●	
SCSCR/L 1616 H09	16	16	16	100	20	20						0,220	--	●	
SCSCR/L 2020 K09	20	20	20	125	22	25						0,420	--	●	
SCSCR/L 1616 H12	16	16	16	100	22	20	CCMT CCGT 1204...	US1221	GBS1221	SS1221	BT15	0,220	--	●	
SCSCR/L 2020 K12	20	20	20	125	24	25						0,420	--	●	
SCSCR/L 2525 M12	25	25	25	150	27	32						0,740	--	●	

● **Disponibile - *Lieferbar* - On stock** ○ A richiesta - *Auf Anfrage* - On request



Stelo in acciaio _ *Stahlschaft* _ Steelshank

SDHCR/L	h1	h2	b	l1	l2	f								STOCK	PRICELIST on
	(mm)														
SDHCR/L 1010 E07	10	10	10	70	7,2	12	DCMT DCGT 0702...	--	--	SS1751	BT08	0,060	--	●	
SDHCR/L 1212 F07	12	12	12	80	12	16						0,090	--	●	
SDHCR/L 1616 H11	16	16	16	100	11,6	20	DCMT DCGT 11T3...	US2311	GBS1111	SS1111	BT15	0,220	--	●	
SDHCR/L 2020 K11	20	20	20	125	14,7	25						0,420	--	●	
SDHCR/L 2525 M11	25	25	25	150	21	32						0,740	--	●	





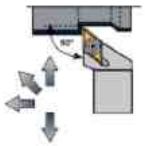

Stelo in acciaio _ *Stahlschaft* _ Steelshank

SDJCR/L	h1	h2	b	l1	l2	f								STOCK	PRICELIST on
	(mm)														
SDJCR/L 0808 D07	8	8	8	60	12,8	10	DCMT DCGT 0702...	--	--	SS1751	BT08	0,040	--	●	
SDJCR/L 1010 E07	10	10	10	70	12,8	12						0,060	--	●	
SDJCR/L 1212 F07	12	12	12	80	17	16						0,090	--	●	
SDJCR/L 1616 H07	16	16	16	100	22	20						0,220	--	●	
SDJCR/L 2020 K07	20	20	20	125	24	25						0,420	--	●	
SDJCR/L 1616 H11	16	16	16	100	20	20	DCMT DCGT 11T3...	US2311	GBS1111	SS1111	BT15	0,220	--	●	
SDJCR/L 2020 K11	20	20	20	125	24	25						0,420	--	●	
SDJCR/L 2525 M11	25	25	25	150	27	32						0,740	--	●	



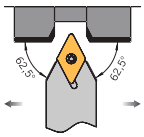

Stelo in acciaio _ *Stahlschaft* _ Steelshank

SDNCN	h1	h2	b	l1	f								STOCK	PRICELIST on
	(mm)													
SDNCN 0808 D07	8	8	8	60	4	DCMT DCGT 0702...	--	--	SS1751	BT08	0,040	--	●	
SDNCN 1010 E07	10	10	10	70	5						0,060	--	●	
SDNCN 1212 F07	12	12	12	80	6						0,090	--	●	
SDNCN 1616 H11	16	16	16	100	8	DCMT DCGT 11T3...	US2311	GBS1111	SS1111	BT15	0,220	--	●	
SDNCN 2020 K11	20	20	20	125	10						0,420	--	●	
SDNCN 2525 M11	25	25	25	150	12,5						0,740	--	●	

UTENSILI PER TORNITURA ESTERNA
KLEMMHALTER FÜR DIE AUSSENBEARBEITUNG _ EXTERNAL TURNING TOOLS



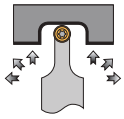

Stelo in acciaio _ *Stahlschaft* _ Steelshank

SRDCN	h1	h2	l1	l2	f							STOCK	PRICELIST on
	(mm)												
SRDCN 1212 F06	12	12	80	12,4	6	RCMT RCGT 0602...	--	--	SS1751	BT08	0,090	--	●
SRDCN 1616 H06	16	16	100	12,4	8						0,220	--	●
SRDCN 2020 K06	20	20	125	12,4	10						0,420	--	●
SRDCN 2525 M06	25	25	150	12,4	12,5						0,740	--	●
SRDCN 1616 H08	16	16	100	16,4	8	RCMT RCGT 0803...	--	--	SS8831	BT08	0,220	--	●
SRDCN 2020 K08	20	20	125	16,4	10						0,420	--	●
SRDCN 2525 M08	25	25	150	16,4	12,5						0,740	--	●
SRDCN 1616 H10	16	16	100	20,3	8	RCMT RCGT 1003...	US3431	GBS1111	SS1111	BT15	0,220	--	●
SRDCN 2020 K10	20	20	125	20,3	10						0,420	--	●
SRDCN 2525 M10	25	25	150	20,3	12,5						0,740	--	●
SRDCN 2020 K12	20	20	125	20,3	10	RCMT RCGT 1204...	US3450	GBS1111	SS1111	BT15	0,420	--	●
SRDCN 2525 M12	25	25	150	20,3	12,5						0,740	--	●



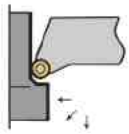

Stelo in acciaio _ *Stahlschaft* _ Steelshank

SRGCR/L	h1	h2	b	l1	l2	f							STOCK	PRICELIST on
	(mm)													
SRGCR/L 1212 F06	12	12	12	80	13,8	16	RCMT RCGT 0602...	--	--	SS1751	BT08	0,090	--	●
SRGCR/L 1616 H06	16	16	16	100	13,8	20						0,220	--	●
SRGCR/L 2020 K06	20	20	20	125	15,3	25						0,420	--	●
SRGCR/L 2525 M06	25	25	25	150	18,8	32						0,740	--	●
SRGCR/L 1616 H08	16	16	16	100	14,7	20	RCMT RCGT 0803...	--	--	SS8831	BT08	0,220	--	●
SRGCR/L 2020 K08	20	20	20	125	16,4	25						0,420	--	●
SRGCR/L 2525 M08	25	25	25	150	19,8	32						0,740	--	●
SRGCR/L 1616 H10	16	16	16	100	15,5	20	RCMT RCGT 1003...	US3431	GBS1111	SS1111	BT15	0,220	--	●
SRGCR/L 2020 K10	20	20	20	125	17,2	25						0,420	--	●
SRGCR/L 2525 M10	25	25	25	150	20,7	32						0,740	--	●

● **Disponibile - *Lieferbar* - On stock** ○ A richiesta - *Auf Anfrage* - On request



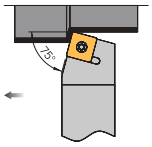

Stelo in acciaio _ *Stahlschaft* _ Steelshank

SSBCR/L	h1	h2	b	l1	l2	f								STOCK	PRICELIST on
	(mm)														
SSBCR/L 1616 H09	16	16	16	100	20	13	SCMT SCGT 09T3..	US4111	GBS1111	SS1111	BT15	0,220	--	●	
SSBCR/L 2020 K12	20	20	20	125	20	17	SCMT SCGT 1204..	US4221	GBS1221	SS1221	BT15	0,420	--	●	
SSBCR/L 2525 M12	25	25	25	150	20	22						0,740	--	●	



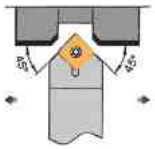

Stelo in acciaio _ *Stahlschaft* _ Steelshank

SSDCN	h1	h2	b	l1	l2	f								STOCK	PRICELIST on
	(mm)														
SSDCN 1212 F09	12	12	12	80	16	6	SCMT SCGT 09T3..	--	--	SS1111	BT15	0,090	--	●	
SSDCN 1616 H09	16	16	16	100	20	8		US4111	GBS1111	SS1111		0,220	--	●	
SSDCN 2020 K09	20	20	20	125	20	10						0,420	--	●	
SSDCN 1616 H12	16	16	16	100	25	8	SCMT SCGT 1204..	US4221	GBS1221	SS1221	BT15	0,220	--	●	
SSDCN 2020 K12	20	20	20	125	25	10						0,420	--	●	
SSDCN 2525 M12	25	25	25	150	25	12,5						0,740	--	●	





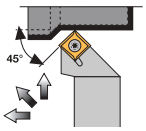

Stelo in acciaio _ *Stahlschaft* _ Steelshank

SSSCR/L	h1	h2	b	l1	l2	f								STOCK	PRICELIST on
	(mm)														
SSSCR/L 0808 D09	8	8	8	60	21	13	SCMT SCGT 09T3..	--	--	SS1114	BT15	0,040	--	●	
SSSCR/L 1010 E09	10	10	10	70	21	14						0,060	--	●	
SSSCR/L 1212 F09	12	12	12	80	17	16		--	--	SS1111		0,090	--	●	
SSSCR/L 1616 H09	16	16	16	100	20	20		US4111	GBS1111	SS1111		0,220	--	●	
SSSCR/L 2020 K09	20	20	20	125	20	25						0,420	--	●	
SSSCR/L 1616 H12	16	16	16	100	18	20	SCMT SCGT 1204..	US4221	GBS1221	SS1221	BT15	0,220	--	●	
SSSCR/L 2020 K12	20	20	20	125	26,7	25						0,420	--	●	
SSSCR/L 2525 M12	25	25	25	150	25	32						0,740	--	●	

● **Disponibile - *Lieferbar* - On stock** ○ A richiesta - *Auf Anfrage* - On request

UTENSILI PER TORNITURA ESTERNA
KLEMMHALTER FÜR DIE AUSSENBEARBEITUNG _ EXTERNAL TURNING TOOLS





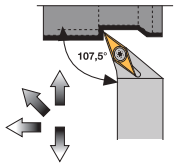

Stelo in acciaio _ *Stahlschaft* _ Steelshank

SVHBR/L	h1	h2	b	l1	l2	f						KG		STOCK	PRICELIST on
			(mm)												
SVHBR/L 1212 F11	12	12	12	80	13,4	16	VBMT VBGT 1103...	--	--	SS1751	BT08	0,090	--	●	
SVHBR/L 1616 H11	16	16	16	100	13,4	20						0,220	--	●	
SVHBR/L 2020 K11	20	20	20	125	16,6	25						0,420	--	●	
SVHBR/L 2020 K16	20	20	20	125	15,9	25	VBMT VBGT 1604...	US6522	GBS1111	SS1111	BT15	0,420	--	●	
SVHBR/L 2525 M16	25	25	25	150	20,6	32						0,740	--	●	

SVHCR/L	h1	h2	b	l1	l2	f						KG		STOCK	PRICELIST on
			(mm)												
SVHCR/L 1212 F11	12	12	12	80	13,4	16						0,090	--	●	
SVHCR/L 1616 H11	16	16	16	100	13,4	20	VCMT VCGT 1103...	--	--	SS1751	BT08	0,220	--	●	
SVHCR/L 2020 K11	20	20	20	125	16,6	25						0,420	--	●	
SVHCR/L 2525 M11	25	25	25	150	22,9	32						0,740	--	●	
SVHCR/L 2020 K16	20	20	20	125	15,2	25	VCMT VCGT 1604...	US6522	GBS1111	SS1111	BT15	0,420	--	●	
SVHCR/L 2525 M16	25	25	25	150	23,5	32						0,740	--	●	



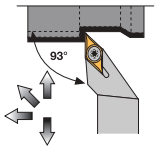

Stelo in acciaio _ *Stahlschaft* _ Steelshank

SVJBR/L	h1	h2	b	l1	l2	f						KG		STOCK	PRICELIST on
			(mm)												
SVJBR/L 1212 F11	12	12	12	80	21,5	16						0,090	--	●	
SVJBR/L 1616 H11	16	16	16	100	21,5	20	VBMT VBGT 1103...	--	--	SS1751	BT08	0,220	--	●	
SVJBR/L 2020 K11	20	20	20	125	23	25						0,420	--	●	
SVJBR/L 2020 K16	20	20	20	125	29,5	25	VBMT VBGT 1604...	US6522	GBS1111	SS1111	BT15	0,420	--	●	
SVJBR/L 2525 M16	25	25	25	150	33	32						0,740	--	●	

Stelo in acciaio _ *Stahlschaft* _ Steelshank

SVJCR/L	h1	h2	b	l1	l2	f						KG		STOCK	PRICELIST on
			(mm)												
SVJCR/L 1212 F11	12	12	12	80	21,5	16						0,090	--	●	
SVJCR/L 1616 H11	16	16	16	100	21,5	20	VCMT VCGT 1103...	--	--	SS1751	BT08	0,220	--	●	
SVJCR/L 2020 K11	20	20	20	125	24	25						0,420	--	●	
SVJCR/L 2525 M11	25	25	25	150	26	32						0,740	--	●	
SVJCR/L 2020 K16	20	20	20	125	29,5	25	VCMT VCGT 1604...	US6522	GBS1111	SS1111	BT15	0,420	--	●	
SVJCR/L 2525 M16	25	25	25	150	32,5	32						0,740	--	●	

● **Disponibile - *Lieferbar* - On stock** ○ A richiesta - *Auf Anfrage* - On request



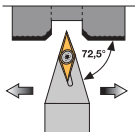

Stelo in acciaio _ *Stahlschaft* _ Steelshank

SVVBN	h1	h2	b	l1	l2	f								STOCK	PRICELIST on
				(mm)											
SVVBN 1212 F11	12	12	12	80	18,5	6						0,090	--	●	
SVVBN 1616 H11	16	16	16	100	24,7	8	VBMT VBGT 1103...	--	--	SS1751	BT08	0,220	--	●	
SVVBN 2020 K11	20	20	20	125	32	10						0,420	--	●	
SVVBN 2525 M11	25	25	25	150	38,9	12,5						0,740	--	●	
SVVBN 2020 K16	20	20	20	125	30,7	10	VBMT VBGT 1604...	US6522	GBS1111	SS1111	BT15	0,420	--	●	
SVVBN 2525 M16	25	25	25	150	38,8	12,5						0,740	--	●	

Stelo in acciaio _ *Stahlschaft* _ Steelshank

SVVCN	h1	h2	b	l1	l2	f								STOCK	PRICELIST on
				(mm)											
SVVCN 1212 F11	12	12	12	80	18,4	6						0,090	--	●	
SVVCN 1616 H11	16	16	16	100	24,7	8	VCMT VCGT 1103...	--	--	SS1751	BT08	0,220	--	●	
SVVCN 2020 K11	20	20	20	125	31,3	10						0,420	--	●	
SVVCN 2525 M11	25	25	25	150	39	12,5						0,740	--	●	
SVVCN 2020 K16	20	20	20	125	31,1	10	VCMT VCGT 1604...	US6522	GBS1111	SS1111	BT15	0,420	--	●	
SVVCN 2525 M16	25	25	25	150	38,2	12,5						0,740	--	●	





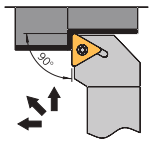

Stelo in acciaio _ *Stahlschaft* _ Steelshank

STGCR/L	h1	h2	b	l1	l2	f								STOCK	PRICELIST on
				(mm)											
STGCR/L 1212 F11	12	12	12	80	19	16	TCMT 1102...	--	--	SS1751	BT08	0,090	--	●	
STGCR/L 1616 H11	16	16	16	100	19	20						0,220	--	●	
STGCR/L 1616 H16	16	16	16	100	22	20	TCMT TCGT 16T3...	US5511	GBS1111	SS1111	BT15	0,220	--	●	
STGCR/L 2020 K16	20	20	20	125	22	25						0,420	--	●	
STGCR/L 2525 M16	25	25	25	150	23	32						0,740	--	●	

UTENSILI PER FANTINE MOBILI
LANGDREHMASCHINEN WERKZEUGEN _ SWISS TYPE MACHINING TURNING TOOLS



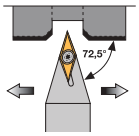

Stelo in acciaio _ *Stahlschaft* _ Steelshank

SCACR/L	h1	h2	b	l1	f						KG		STOCK	PRICELIST on
	(mm)													
SCACR/L 0808 X06-A	8	8	8	115	8,0	CCMT CCGT 0602...	--	--	SS1751	BT08	0,060	--	●	
SCACR/L 1010 X06-A	10	10	10	115	10,0						0,100	--	●	
SCACR/L 1212 X06-A	12	12	12	130	12,0						0,150	--	●	
SCACR/L 1212 X09-A	12	12	12	130	12,0	CCMT CCGT 09T3...	--	--	VT40B	BT15	0,150	--	●	
SCACR/L 1616 X09-A	16	16	16	130	16,0						0,260	--	●	



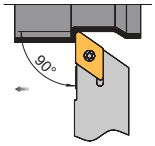

Stelo in acciaio _ *Stahlschaft* _ Steelshank

SDACR/L	h1	h2	b	l1	f						KG		STOCK	PRICELIST on
	(mm)													
SDACR/L 0808 X07-A	8	8	8	115	8,0	DCMT DCGT 0702...	--	--	SS1751	BT08	0,060	--	●	
SDACR/L 1010 X07-A	10	10	10	115	10,0						0,090	--	●	
SDACR/L 1212 X07-A	12	12	12	130	12,0						0,150	--	●	
SDACR/L 1616 X07-A	16	16	16	130	16,0						0,250	--	●	
SDACR/L 1212 X11-A	12	12	12	130	12,0	DCMT DCGT 11T3...	--	--	VT40B	BT15	0,150	--	●	
SDACR/L 1616-X11-A	16	16	16	130	16,0						0,250	--	●	



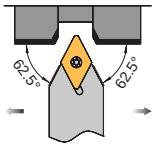

Stelo in acciaio _ *Stahlschaft* _ Steelshank

SDNCN	h1	h2	b	l1	f						KG		STOCK	PRICELIST on
	(mm)													
SDNCN 1010 X07-A	10	10	10	115	5,0	DCMT DCGT 0702...	--	--	SS1751	BT08	0,090	--	●	
SDNCN 1212 X11-A	12	12	12	130	6,0	DCMT DCGT 11T3...	--	--	VT40B	BT15	0,150	--	●	
SDNCN 1616 X11-A	16	16	16	130	8,0						0,250	--	●	

● **Disponibile - *Lieferbar* - On stock** ○ A richiesta - *Auf Anfrage* - On request



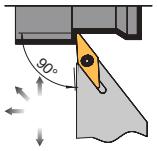

Stelo in acciaio _ *Stahlschaft* _ Steelshank

SVACR/L

	h1	h2	b	l1	f							STOCK	PRICELIST on
		(mm)											
SVACR/L 0808 X11-A	8	8	8	115	8,0						0,060	--	●
SVACR/L 1010 X11-A	10	10	10	115	10,0	VCMT VCGT 1103...	--	--	SS1751	BT08	0,090	--	●
SVACR/L 1212 X11-A	12	12	12	130	12,0						0,150	--	●
SVACR/L 1616 X11-A	16	16	16	130	16,0						0,250	--	●
SVACR/L 1212 X16-A	12	12	12	130	12,0	VCMT VCGT 1604...	--	--	VT40B	BT15	0,140	--	●
SVACR/L 1616-X16-A	16	16	16	130	16,0						0,240	--	●



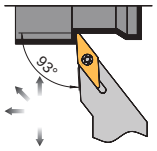

Stelo in acciaio _ *Stahlschaft* _ Steelshank

SVJCR/L

	h1	h2	b	l1	f							STOCK	PRICELIST on
		(mm)											
SVJCR/L 0808 X11-A	8	8	8	115	8,0						0,060	--	●
SVJCR/L 1010 X11-A	10	10	10	115	10,0	VCMT VCGT 1103...	--	--	SS1751	BT08	0,090	--	●
SVJCR/L 1212 X11-A	12	12	12	130	12,0						0,150	--	●
SVJCR/L 1616 X11-A	16	16	16	130	16,0						0,250	--	●
SVJCR/L 1212 X16-A	12	12	12	130	12,0	VCMT VCGT 1604...	--	--	VT40B	BT15	0,140	--	●
SVJCR/L 1616-X16-A	16	16	16	130	16,0						0,240	--	●



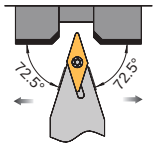

Stelo in acciaio _ *Stahlschaft* _ Steelshank

SVVCN

	h1	h2	b	l1	f							STOCK	PRICELIST on
		(mm)											
SVVCN 1010 X11-A	10	10	10	115	5,0						0,100	--	●
SVVCN 1212 X11-A	12	12	12	130	6,0	VCMT VCGT 1103...	--	--	SS1751	BT08	0,150	--	●
SVVCN 1616 X11-A	16	16	16	130	8,0						0,250	--	●
SVVCN 1212 X16-A	12	12	12	130	6,0	VCMT VCGT 1604...	--	--	VT40B	BT15	0,150	--	●
SVVCN 1616 X16-A	16	16	16	130	8,0						0,240	--	●

BARENI PER TORNITURA INTERNA
BOHRSTANGEN FÜR DIE INNENBEARBEITUNG _ INTERNAL BORING BARS

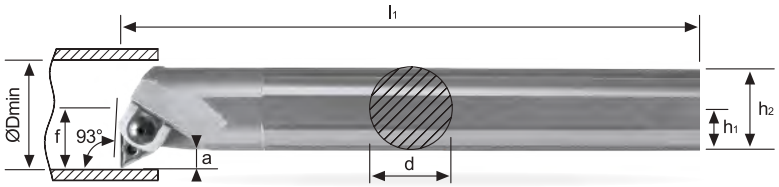

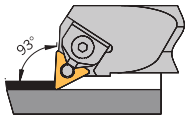

Stelo in acciaio _ *Stahlschaft* _ Steelshank

A-MTFNR/L	d	h1	h2	l1 (mm)	f	a	Dmin		KG		STOCK	PRICELIST on
A32S MTFNR/L 16	32	15	30	250	22	5,9	44	TN... 1604...	1,400		○	
A40T MTFNR/L 16	40	18	36	300	27	6,9	54		2,700		○	

RICAMBI *Ersatzteile* Spare parts	Staffa *Klemme* Clamp	Perno *Keilstück* Wedge	Supporto *Unterlegplatte* Support pad	Grano *Gewindestift* Pin
...MTFNR/L 16	GS1	P1	E1	G1

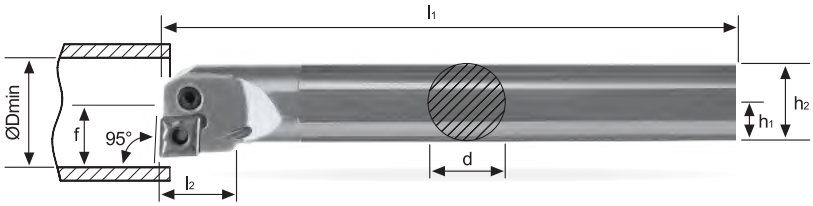

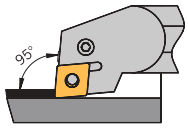

Stelo in acciaio _ *Stahlschaft* _ Steelshank

A-PCLNR/L	d	h1	h2	l1 (mm)	l2	f	Dmin		KG		STOCK	PRICELIST on
A25R PCLNR/L 12	25	12,5	24	200	21	17	32		0,700		○	
A32S PCLNR/L 12	32	16	31	250	24,1	22	40	CN... 1204...	1,400		○	
A40T PCLNR/L 12	40	20	38,5	300	24,1	27	49		2,700		○	

RICAMBI *Ersatzteile* Spare parts	Supporto *Unterlage* Support pad	Leva *Hebel* Lever	Vite di fissaggio *Klemmschraube* Clamping screw	Spina supporto *Rohrstift* Shim pin	Punzone *Montagedorn* Shim pin punch
...25...PCLNR/L 12	UP 1111	HP 1111	SP 1114	RP 1111	MP 1111
...32-40...PCLNR/L 12	UP 1111	HP 1111	SP 1111	RP 1111	MP 1111

● **Disponibile - *Lieferbar* - On stock** ○ A richiesta - *Auf Anfrage* - On request

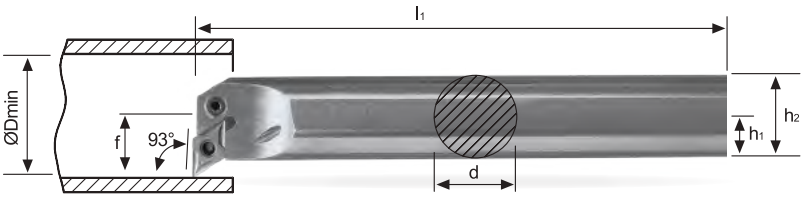

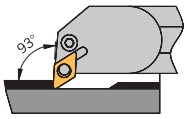

Stelo in acciaio _ *Stahlschaft* _ Steelshank

A-PDUNR/L

	d	h1	h2 (mm)	l1 (mm)	f	Dmin		KG		STOCK	PRICELIST on
A32S PDUNR/L 15	32	16	31	250	22	40	DN... 1506...	1,400	💧	O	
A40T PDUNR/L 15	40	20	38,5	300	27	49		2,700	💧	O	

RICAMBI *Ersatzteile* Spare parts	Supporto *Unterlage* Support pad	Leva *Hebel* Lever	Vite di fissaggio *Klemmschraube* Clamping screw	Spina supporto *Rohrstift* Shim pin	Punzone *Montagedorn* Shim pin punch
...32-40... PDUNR/L 15	UP 2421	HP 2421	SP 1111	RP 1111	MP 1111

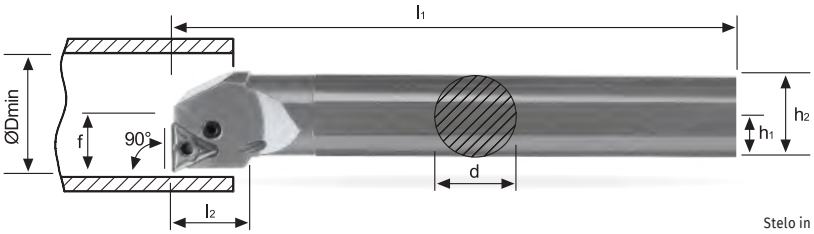

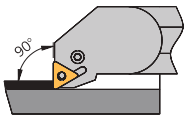

Stelo in acciaio _ *Stahlschaft* _ Steelshank

A-PTFNR/L

	d	h1	h2 (mm)	l1 (mm)	l2	f	Dmin		KG		STOCK	PRICELIST on
A25R PTFNR/L 16	25	12,5	24	200	17,5	17	32	TN... 1604...	0,700	💧	O	

RICAMBI *Ersatzteile* Spare parts	Supporto *Unterlage* Support pad	Leva *Hebel* Lever	Vite di fissaggio *Klemmschraube* Clamping screw	Spina supporto *Rohrstift* Shim pin	Punzone *Montagedorn* Shim pin punch
...25... PTFNR/L 16	UP 6211	HP 4751	SP 3111	RP 3112	MP 3111

UTENSILI PER TORNITURA ESTERNA
WERKZEUGE FÜR DIE AUSSENBEARBEITUNG _ EXTERNAL TURNING TOOLS
Con lubrificazione _ Mit Innenkühlung _ With coolant

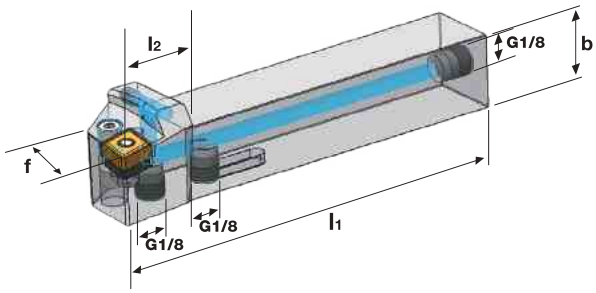

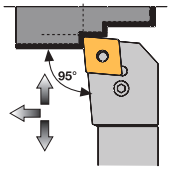

INCLUDING FREE

Stelo in acciaio _ *Stahlschaft* _ Steelshank

PCLNR/L

	h1	h2	b	l1	l2	f	CN... 1204...	UP 1111E	HP 1111E	SP 1111E	RP 1111E	MP 1111	KG		STOCK	PRICELIST on
	(mm)															
PCLNR/L 2020 K12 IK G1/8	20	20	20	125	27,4	25							0,430	💧	●	
PCLNR/L 2525 M12 IK G1/8	25	25	25	150	28	32							0,760	💧	●	

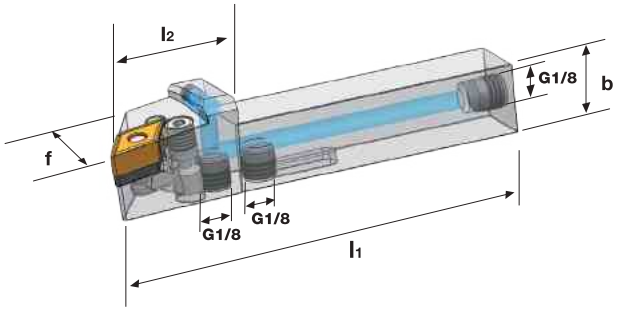

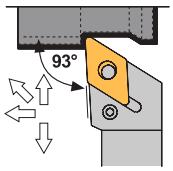

INCLUDING FREE

Stelo in acciaio _ *Stahlschaft* _ Steelshank

PDJNR/L

	h1	h2	b	l1	l2	f	DN... 1506...	UP 2421E	HP 2421E	SP 1111E	RP 1111E	MP 1111	KG		STOCK	PRICELIST on
	(mm)															
PDJNR/L 2020 K15 IK G1/8	20	20	20	125	30	25							0,410	💧	●	
PDJNR/L 2525 M15 IK G1/8	25	25	25	150	30	32							0,740	💧	●	

● **Disponibile - *Lieferbar* - On stock** ○ A richiesta - *Auf Anfrage* - On request



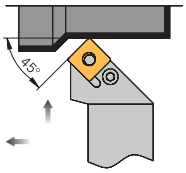

INCLUDING FREE

Stelo in acciaio _ *Stahlschaft* _ Steelshank

PSSNR/L

	h1	h2	b	l1	l2	f								STOCK	PRICELIST on
	(mm)														
PSSNR/L 2020 K12 IK G1/8	20	20	20	125	29,4	25							0,430	●	
							SN... 1204...	**UP 5112**	**HP 1111**	**SP 1111**	**RP 1111**	**MP 1111**			
PSSNR/L 2525 M12 IK G1/8	25	25	25	150	29,3	32							0,760	●	

IN ESAURIMENTO _ SOLANGE DER VORRAT REICHT _ WHILE SUPPLIES LAST

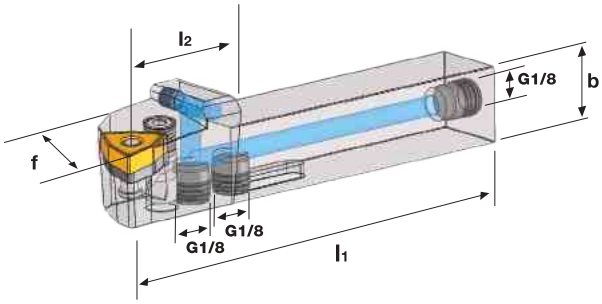

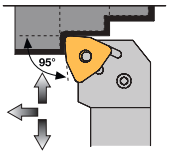

INCLUDING FREE

Stelo in acciaio _ *Stahlschaft* _ Steelshank

PWLNR/L

	h1	h2	b	l1	l2	f								STOCK	PRICELIST on
	(mm)														
PWLNR/L 2020 K08 IK G1/8	20	20	20	125	25	25							0,440	●	
							WN... 0804...	**UP 71011E**	**HP 1111E**	**SP 1111E**	**RP 1111E**	**MP 1111**			
PWLNR/L 2525 M08 IK G1/8	25	25	25	150	25	32							0,780	●	

UTENSILI PER TORNITURA ESTERNA
WERKZEUGE FÜR DIE AUSSENBEARBEITUNG _ EXTERNAL TURNING TOOLS



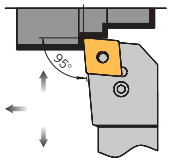

Stelo in acciaio _ *Stahlschaft* _ Steelshank

PCLNR/L	h1	h2	b (mm)	l1 (mm)	l2 (mm)	f (mm)		KG		STOCK	PRICELIST on
PCLNR/L 1616 H12	16	16	16	100	26,1	20,3	**CN... 1204...**	0,220	--	O	
PCLNR/L 2020 K12	20	20	20	125	27,5	25,3	**CN... 1204...**	0,420	--	O	
PCLNR/L 2525 M12	25	25	25	150	28,1	32,3	**CN... 1204...**	0,740	--	O	
PCLNR/L 2525 M16	25	25	25	150	32,7	32,3	**CN... 1606...**	0,740	--	O	
PCLNR/L 3225 P12	32	32	25	170	31,2	32,3	**CN... 1204...**	1,300	--	O	
PCLNR/L 3232 P16	32	32	32	170	40	40,3	**CN... 1606...**	1,300	--	O	
PCLNR/L 3232 P19	32	32	32	170	38,2	40,3	**CN... 1906...**	1,300	--	O	
PCLNR/L 4040 S19	40	40	40	250	40	50,3		1,700	--	O	

RICAMBI *Ersatzteile* **Spare parts**	Supporto *Unterlage* Support pad	Leva *Hebel* Lever	Vite di fissaggio *Klemmschraube* Clamping screw	Spina supporto *Rohrstift* Shim pin	Punzone *Montagedorn* Shim pin punch
PC... R/L... 12	UP 1111	HP 1111	SP 1111	RP 1111	MP 1111
PC... R/L... 16	UP 1221	HP 1221	SP 1221	RP 1221	MP 1221
PC... R/L... 19	UP 1321	HP 1321	SP 1321	RP 1321	MP 1321



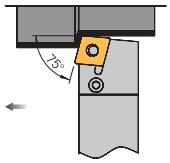

Stelo in acciaio _ *Stahlschaft* _ Steelshank

PCBNR/L	h1	h2	b (mm)	l1 (mm)	l2 (mm)	f (mm)		KG		STOCK	PRICELIST on
PCBNR/L 2525 M12	25	25	25	150	27,7	22	**CN... 1204...**	0,740	--	O	

RICAMBI *Ersatzteile* **Spare parts**	Supporto *Unterlage* Support pad	Leva *Hebel* Lever	Vite di fissaggio *Klemmschraube* Clamping screw	Spina supporto *Rohrstift* Shim pin	Punzone *Montagedorn* Shim pin punch
PC... R/L... 12	UP 1111	HP 1111	SP 1111	RP 1111	MP 1111

● **Disponibile - *Lieferbar* - On stock** O A richiesta - *Auf Anfrage* - On request



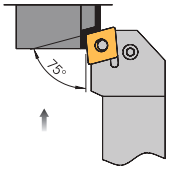

Stelo in acciaio _ *Stahlschaft* _ Steelshank

PCKNR/L

	h1	h2	b (mm)	l1	l2	f		KG		STOCK	PRICELIST on
PCKNR/L 2020 K12	20	20	125	27,4	25	25	CN... 1204...	0,420	--	O	
PCKNR/L 2525 M12	25	25	150	28	25	32		0,740	--	O	

RICAMBI *Ersatzteile* Spare parts	Supporto *Unterlage* Support pad	Leva *Hebel* Lever	Vite di fissaggio *Klemmschraube* Clamping screw	Spina supporto *Rohrstift* Shim pin	Punzone *Montagedorn* Shim pin punch
PC... R/L... 12	UP 1111	HP 1111	SP 1111	RP 1111	MP 1111





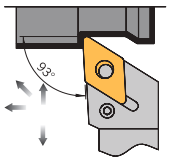

Stelo in acciaio _ *Stahlschaft* _ Steelshank

PDJNR/L

	h1	h2	b (mm)	l1	l2	f		KG		STOCK	PRICELIST on
PDJNR/L 2020 K15	20	20	20	125	35,4	25,2	DN... 1506...	0,420	--	O	
PDJNR/L 2525 M15	25	25	25	150	35,4	32,2	DN... 1506...	0,740	--	O	
PDJNR/L 3232 P15	32	32	32	170	35,4	40,2	DN... 1506...	1,300	--	O	

RICAMBI *Ersatzteile* Spare parts	Supporto *Unterlage* Support pad	Leva *Hebel* Lever	Vite di fissaggio *Klemmschraube* Clamping screw	Spina supporto *Rohrstift* Shim pin	Punzone *Montagedorn* Shim pin punch
PD... R/L... 15	UP 2421	HP 2421	SP 1111	RP 1111	MP 1111

UTENSILI PER TORNITURA ESTERNA
WERKZEUGE FÜR DIE AUSSENBEARBEITUNG _ EXTERNAL TURNING TOOLS



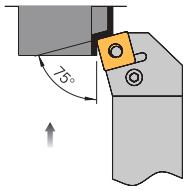

Stelo in acciaio _ *Stahlschaft* _ Steelshank

PSKNR/L	h1	h2	b (mm)	l1 (mm)	l2 (mm)	f (mm)		KG		STOCK	PRICELIST on
PSKNR/L 2020 K12	20	20	20	125	20,7	25,3	SN... 1204...	0,420	--	O	
PSKNR/L 2525 M12	25	25	25	150	24	32,3		0,740	--	O	
PSKNR/L 2525 M15	25	25	25	150	24,8	32,3	SN... 1506...	0,740	--	O	
PSKNR/L 3232 P15	32	32	32	170	27,6	40,1		1,300	--	O	
PSKNR/L 3232 P19	32	32	32	170	37,4	40,3	SN... 1906...	1,300	--	O	

RICAMBI *Ersatzteile* Spare parts	Supporto *Unterlage* Support pad	Leva *Hebel* Lever	Vite di fissaggio *Klemmschraube* Clamping screw	Spina supporto *Rohrstift* Shim pin	Punzone *Montagedorn* Shim pin punch
PS... R/L... 12	UP 5112	HP 1111	SP 1111	RP 1111	MP 1111
PS... R/L... 15	UP 5421	HP 1221	SP 1221	RP 1221	MP 1221
PS... R/L... 19	UP 5321	HP 1321	SP 1321	RP 1321	MP 1321



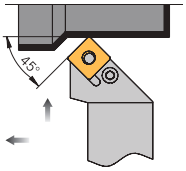

Stelo in acciaio _ *Stahlschaft* _ Steelshank

PSSNR/L	h1	h2	b (mm)	l1 (mm)	l2 (mm)	f (mm)		KG		STOCK	PRICELIST on
PSSNR/L 2020 K12	20	20	20	125	29,4	25,3	SN... 1204...	0,420	--	O	
PSSNR/L 2525 M12	25	25	25	150	29,3	32,3		0,740	--	O	
PSSNR/L 2525 M15	25	25	25	150	32,5	32,3	SN... 1506...	0,740	--	O	
PSSNR/L 3232 P15	32	32	32	170	32,5	40,3		1,300	--	O	

RICAMBI *Ersatzteile* Spare parts	Supporto *Unterlage* Support pad	Leva *Hebel* Lever	Vite di fissaggio *Klemmschraube* Clamping screw	Spina supporto *Rohrstift* Shim pin	Punzone *Montagedorn* Shim pin punch
PS... R/L... 12	UP 5112	HP 1111	SP 1111	RP 1111	MP 1111
PS... R/L... 15	UP 5421	HP 1221	SP 1221	RP 1221	MP 1221

● **Disponibile - *Lieferbar* - On stock** O A richiesta - *Auf Anfrage* - On request



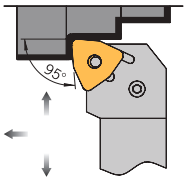

Stelo in acciaio _ *Stahlschaft* _ Steelshank

PWLNR/L	h1	h2	b (mm)	l1 (mm)	l2 (mm)	f (mm)		KG		STOCK	PRICELIST on
PWLNR/L 1616 H06	16	16	16	100	20	23	WN... 0604...	0,220	--	O	
PWLNR/L 2020 K06	20	20	20	125	22	25		0,420	--	O	
PWLNR/L 2020 K08	20	20	20	125	22	25	WN... 0804...	0,420	--	O	
PWLNR/L 2525 M06	25	25	25	150	22,4	32	WN... 0604...	0,740	--	O	
PWLNR/L 2525 M08	25	25	25	150	22,4	32	WN... 0804...	0,740	--	O	
PWLNR/L 3232 P08	32	32	32	170	35	40		1,300	--	O	

RICAMBI *Ersatzteile* Spare parts	Supporto *Unterlage* Support pad	Leva *Hebel* Lever	Vite di fissaggio *Klemmschraube* Clamping screw	Spina supporto *Rohrstift* Shim pin	Punzone *Montagedorn* Shim pin punch
PW... R/L... 06	UP 71111	HP 4751	SP 3111	RP 3112	MP 3111
PW... R/L... 08	UP 71011	HP 1111	SP 1111	RP 1111	MP 1111





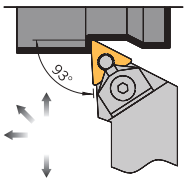

Stelo in acciaio _ *Stahlschaft* _ Steelshank

MTJNR/L	h1	h2	b (mm)	l1 (mm)	l2 (mm)	f (mm)		KG		STOCK	PRICELIST on
MTJNR/L 2020 K16	20	20	20	125	35	25	TN...1604...	0,420	--	O	
MTJNR/L 2525 M16	25	25	25	150	32	32		0,740	--	O	

RICAMBI *Ersatzteile* Spare parts	Staffa *Klemme* Clamp	Perno *Keilstück* Wedge	Supporto *Unterlegplatte* Support pad	Grano *Gewindestift* Pin
MT... R/L... 16	GS1	P1	E1	G1

UTENSILI PER TAGLIO E SCANALATURA ESTERNA
AUSSENBEARBEITUNG RADIAL - STECHDREHEN _ EXTERNAL MACHINING GROOVING



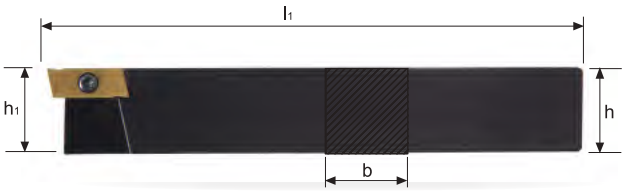

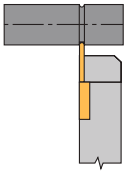

Stelo in acciaio _ *Stahlschaft* _ Steelshank

THE / THS	h1	h (mm)	b	l1				KG		STOCK	PRICELIST on
THE-7-0808 R/L	08	08	08	100	GIE... GP-ST-SG-GR-GW	VT 30-G	BT08	0,040	--	O	
THE-7-1010 R/L	10	10	10	120				0,060	--	O	
THE-7-1212 R/L	12	12	12	120				0,090	--	O	
THE-7-1616 R/L	16	16	16	120				0,220	--	O	
THE-7-2020 R/L	20	20	20	120				0,420	--	O	
THE-7-2525 R/L	25	25	25	120				0,740	--	O	
Utensili per macchine svizzere _ Swiss machine tools											
THS-7-0808 R/L	08	08	08	140	GIE... GP-ST-SG-GR-GW	VT 30-G	BT08	0,040	--	O	
THS-7-1010 R/L	10	10	10	150				0,060	--	O	

UTENSILI PER SCANALATURA INTERNA
INNENSTECHDREHEN-BEARBEITUNG _ INTERNAL MACHINING INTERNAL GROOVING

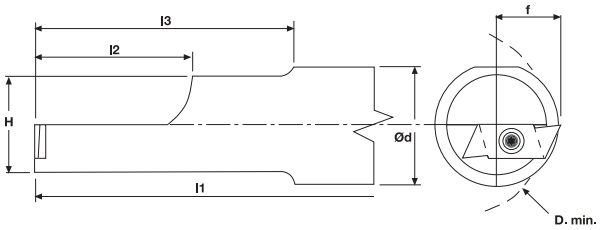

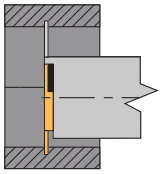

THI	ØD	Ød	f (mm)	H	l1	l2	l3				KG		STOCK	PRICELIST on
THI-7-20 R/L	38,1	20	13,34	195	140	25	50	GIE... GP-ST-SG-GR-GW	VT 30-G	BT08	0,220	--	O	
THl-7-25 R/L	38,1	25	13,34	195	150	32	63				0,420	--	O	
THI-7-32 R/L	38,1	32	13,34	195	150	32	63				0,740	--	O	

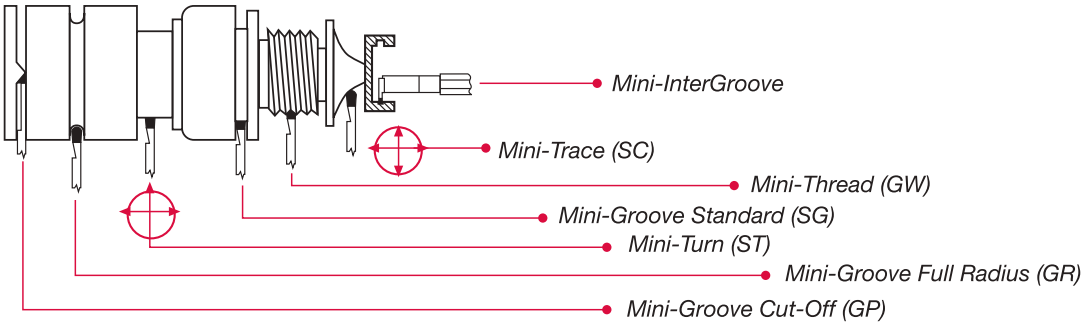

NOTE: - per utensili destri (R) inserto sinistro (L) - per utensili sinistri (L) inserto destro (R)
NOTE: - for rechte Werkzeuge (R) linke W.P. (L) - for linke Werkzeuge (L) rechte W.P. (R)
NOTE: - right hand holders (R) Left hand inserts (L) - Left hand holders (L) right hand inserts (R)

● **Disponibile - *Lieferbar* - On stock** ○ A richiesta - *Auf Anfrage* - On request

GIE

Inserti per scanalatura e taglio
Drehen und Stechen _ Grooving and Turning

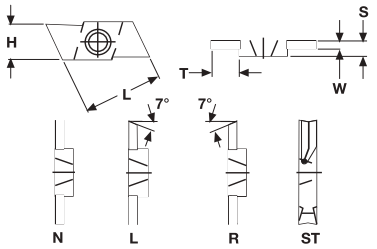

Art.	W +02 -0 (mm)	T (mm)	H (mm)	S (mm)	L (mm)	TIN	PRICELIST on
GIE-7-GP-1,0 R/L N	1	6	7	2	17	O	
GIE-7-GP-1,0 R/L R/L	1	6	7	2	17	O	
GIE-7-GP-1,5 R/L N	1,5	6	7	2	17	O	
GIE-7-GP-1,5 R/L R/L	1,5	6	7	2	17	O	
GIE-7-GP-2 R/L N	2	6	7	2	17	O	
GIE-7-GP-2 R/L R/L	2	6	7	2	17	O	
GIE-7-ST-3,0 R/L	3,1	6	7	3,17	17	O	

Inserti per scanalatura per anelli
Stechen _ Grooving

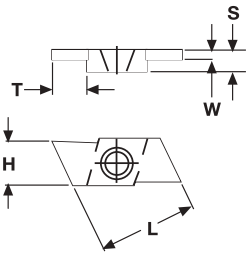

Art.	W +02 -0 (mm)	T (mm)	H (mm)	S (mm)	L (mm)	TIN	PRICELIST on
GIE-7-SG-0,5 R/L	0,5	2,54	7	2	17	O	
GIE-7-SG-0,7 R/L	0,7	2,54	7	2	17	O	
GIE-7-SG-0,8 R/L	0,8	2,54	7	2	17	O	
GIE-7-SG-0,9 R/L	0,9	2,54	7	2	17	O	
GIE-7-SG-1,1 R/L	1,1	6	7	2	17	O	
GIE-7-SG-1,3 R/L	1,3	6	7	2	17	O	
GIE-7-SG-1,6 R/L	1,6	6	7	2	17	O	
GIE-7-SG-1,85 R/L	1,85	6	7	2	17	O	

Inserti per scanalatura raggiata e profilatura
Vollradiusaustohrung _ Full radius execution

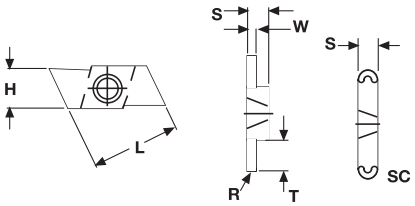

Art.	W +02 -0 (mm)	B (mm)	T (mm)	H (mm)	S (mm)	L (mm)	TIN	PRICELIST on
GIE-7-GR-1 R/L	1	0,5	6	7	2	17	O	
GIE-7-GR-1,5 R/L	1,5	0,75	6	7	2	17	O	
GIE-7-GR-2 R/L	2	1	6	7	2	17	O	
GIE-7-SC-3 R/L	3,17	1,585	6	7	3,17	17	O	

Inserti per filettare
Gewindedrehen _ Threading

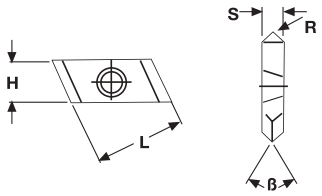

Art.	B	R (mm)	H (mm)	S (mm)	L (mm)	TIN	PRICELIST on
GIE-7-GW-60 R/L	60°	0,1	7	2	17	O	
GIE-7-GW-55 R/L	55°	0,12	7	2	17	O	

SET MINI GROOVE

Art. SET 05-GIE

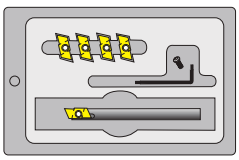

		KG	STOCK	PRICELIST on
n° 1	THE-7-1212-R	0,170	O	
n° 1	GIE-7-SG-0,9 L TIN			
n° 1	GIE-7-SG-1,1 L TIN			
n° 1	GIE-7-SG-1,3 L TIN			
n° 1	GIE-7-SG-1,6 L TIN			
n° 1	GIE-7-SG-1,85 L TIN			

(*) **SG** = scanalatura standard *standard Stechen* standard grooving
GP = scanalatura e taglio *Drehen und Stechen* grooving and cutoff
GR = scanalatura raggiata *Vollradiusaustohrung* grooving full radius
GW = filettatura *Gewindedrehen* threading
ST = tornitura *Drehen* turning
SC = profilatura *Kopierprofil* tracing

● **Disponibile - *Lieferbar* - On stock** O A richiesta - *Auf Anfrage* - On request

UTENSILI PER FANTINE MOBILI
LANGDREHMASCHINEN WERKZEUGEN _ SWISS TYPE MACHINING TURNING TOOLS

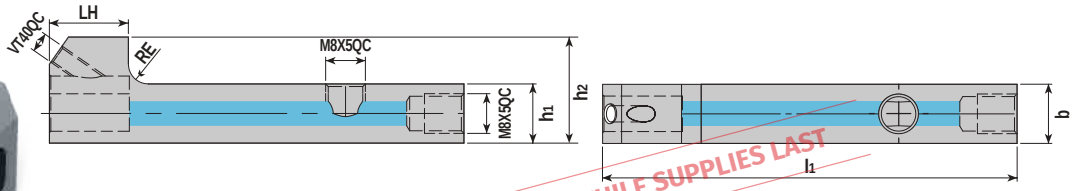

QCTB

(mm)

	h1	h2	b	RE	LH	l1			KG		STOCK	PRICELIST on
QCTB 1212	12	21,5	12	4	16	84	**M8X5QC**	**VT40QC**	0,140		●	
QCTB 1616	16	21,5	16	1	16	90	(M8X1X5)	(M4X0,7)	0,220		●	

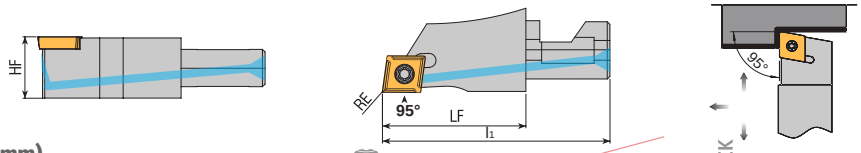

SCLCR/L

(mm)

	HF	RE	LF	l1				KG		STOCK	PRICELIST on
SCLCR/L 12-06	11,8	0,2	27,3	43,3				0,080	-	○	
SCLCR/L 12-06 W	11,8	0,2	27,3	43,3	**CCMT CCGT 0602...**	**SS1751**	**BT08**	0,080		●	
SCLCR/L 16-06	15,8	0,2	27,3	43,3				0,080	-	○	
SCLCR/L 16-06 W	15,8	0,2	27,3	43,3				0,080		●	
SCLCR/L 12-09	11,8	0,2	27,3	43,3				0,080	-	○	
SCLCR/L 12-09 W	11,8	0,2	27,3	43,3	**CCMT CCGT 09T3...**	**VT35**	**BT15**	0,080		●	
SCLCR/L 16-09	15,8	0,2	27,3	43,3				0,090	-	○	
SCLCR/L 16-09 W	15,8	0,2	27,3	43,3				0,090		●	

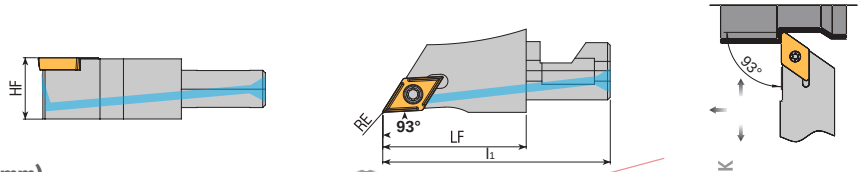

SDJCR/L

(mm)

	HF	RE	LF	l1				KG		STOCK	PRICELIST on
SDJCR/L 12-07	11,8	0,2	27,3	43,3				0,080	-	○	
SDJCR/L 12-07 W	11,8	0,2	27,3	43,3	**DCMT DCGT 0702...**	**SS1751**	**BT08**	0,080		●	
SDJCR/L 16-07	15,8	0,2	27,3	43,3				0,080	-	○	
SDJCR/L 16-07 W	15,8	0,2	27,3	43,3				0,080		●	
SDJCR/L 12-11	11,8	0,2	27,3	43,3				0,080	-	○	
SDJCR/L 12-11 W	11,8	0,2	27,3	43,3	**DCMT DCGT 11T3...**	**VT35**	**BT15**	0,080		●	
SDJCR/L 16-11	15,8	0,2	27,3	43,3				0,090	-	○	
SDJCR/L 16-11 W	15,8	0,2	27,3	43,3				0,090		●	

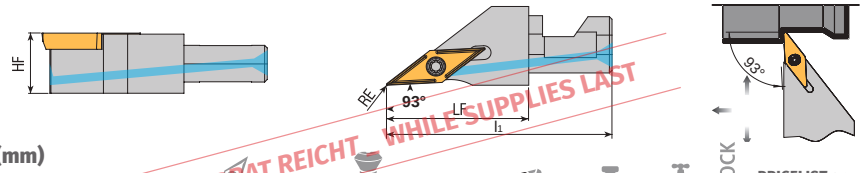

SVJCR/L

(mm)

	HF	RE	LF	l1				KG		STOCK	PRICELIST on
SVJCR/L 12-11	11,8	0,2	27,3	43,3				0,070	-	○	
SVJCR/L 12-11 W	11,8	0,2	27,3	43,3	**VCMT VCGT 1103...**	**SS1751**	**BT08**	0,070		●	
SVJCR/L 16-11	15,8	0,2	27,3	43,3				0,080	-	○	
SVJCR/L 16-11 W	15,8	0,2	27,3	43,3				0,080		●	





... ER/L

(mm)

	HF	LF	l1								KG		STOCK	PRICELIST on
SER/L 12-11	11,8	27,3	43,3	**11 ER/L**	-	-	-	-	**SS1751**	**BT08**	0,070	-	○	
TER/L 16-16	15,8	27,3	43,3	**16 ER/L**	**US-3R**	**US-3L**	**USR-3E**	**GBS-3E**	**VT40-3E**	**BT10**	0,100	-	○	

IN ESAURIMENTO _ SOLANGE DER VORRAT REICHT _ WHILE SUPPLIES LAST

● **Disponibile - *Lieferbar* - On stock** ○ A richiesta - *Auf Anfrage* - On request

ESEMPIO SET _ *SATZ BEISPIEL* _ SET EXAMPLE

SET A - SCLCR/L 06

N° 1 A 0608H SCLCR/L 06
N° 1 A 0810J SCLCR/L 06
N° 1 A 1012K SCLCR/L 06
N° 1 A 1216M SCLCR/L 06

SET S - SCLCR 06

N° 1 S S0608H SCLCR 06
N° 1 S 0810J SCLCR 06
N° 1 S 1012K SCLCR 06
N° 1 S 1216M SCLCR 06

SET A - SDUCR/L 07

N° 1 A 0810H SDUCR/L 07
N° 1 A 1012K SDUCR/L 07
N° 1 A 1216M SDUCR/L 07

SET S - SDUCR 07

N° 1 S 0810H SDUCR 07
N° 1 S 1012K SDUCR 07
N° 1 S 1216M SDUCR 07

SET A - SDQCR/L 07

N° 1 A 0810H SDQCR/L 07
N° 1 A 1012K SDQCR/L 07
N° 1 A 1216M SDQCR/L 07

SET AH - SCLCR/L 06

N° 1 AH 0608H SCLCR/L 06
N° 1 AH 0810J SCLCR/L 06
N° 1 AH 1012K SCLCR/L 06
N° 1 AH 1216M SCLCR/L 06

SET AH - SDUCR/L 07

N° 1 AH 0810H SDUCR/L 07
N° 1 AH 1012K SDUCR/L 07
N° 1 AH 1216M SDUCR/L 07

SET E - SCLCR/L 06

N° 1 E08K SCLCR/L 06
N° 1 E10K SCLCR/L 06
N° 1 E12M SCLCR/L 06

SET E - SDUCR/L 07

N° 1 E10K SDUCR/L 07
N° 1 E12M SDUCR/L 07

SET E - SCLCR/L 03

N° 1 E04G SCLCR/L 03
N° 1 E05H SCLCR/L 03
N° 1 E06J SCLCR/L 03

SET C - SCLCR 06

N° 1 C08K SCLCR 06
N° 1 C10K SCLCR 06
N° 1 C12M SCLCR 06

● **Disponibile - *Lieferbar* - On stock** ○ A richiesta - *Auf Anfrage* - On request

● **Disponibile - *Lieferbar* - On stock** ○ A richiesta - *Auf Anfrage* - On request

GROOVING

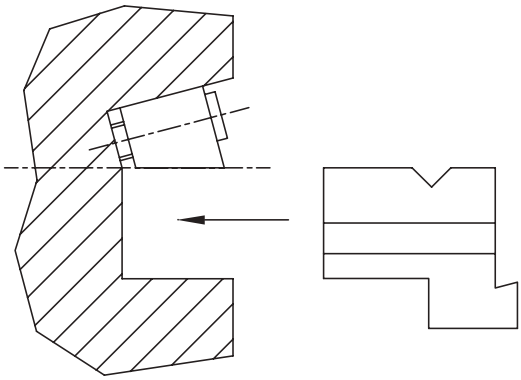

Base holder assembly instruction

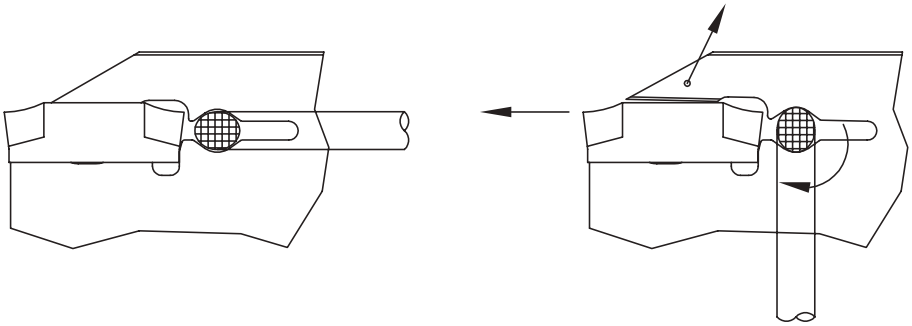

Instruction for changing the insert

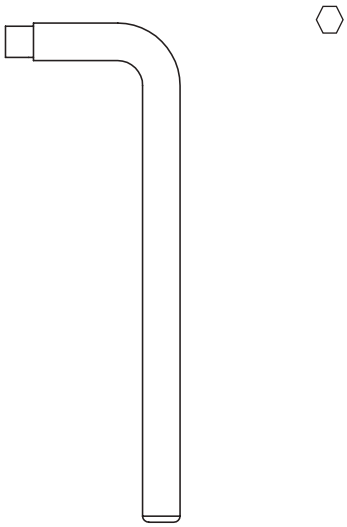

Assembly-key

● **Disponibile - *Lieferbar* - On stock** ○ A richiesta - *Auf Anfrage* - On request

BASE DI SUPPORTO _ *GRUNDHALTER* _ BASE HOLDER

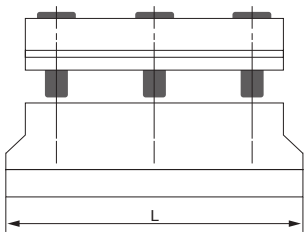

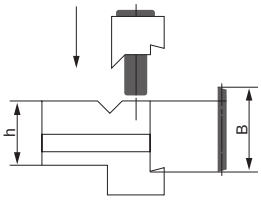

GETB	h	L (mm)	B	KG	STOCK	PRICELIST on
GETB 1910	10	76	19	0,200	O	
GETB 1912	12	76	19	0,250	O	
GETB 1916	16	76	19	0,300	O	
GETB 2620	20	87	26	0,600	O	
GETB 2625	25	87	26	0,700	O	
GETB 3220	20	100	32	0,800	O	
GETB 3225	25	110	32	1,000	O	
GETB 3232	32	120	32	1,300	O	

BASE VDI CON LUBRIFICAZIONE _ *VDI GRUNDHALTER MIT IK* _ VDI TOOL HOLDER WITH IC

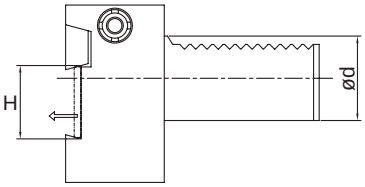

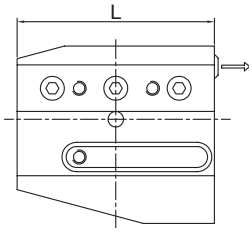

GEGB	Ø d	L (mm)	H	KG		STOCK	PRICELIST on
GEGB VDI30/26 COOL	30	70	26	1,300	💧	O	
GEGB VDI30/32 COOL	30	70	32	1,300	💧	O	
GEGB VDI40/32 COOL	40	85	32	2,150	💧	O	

LAMA _ *STECHSCHWERTER* _ BLADE

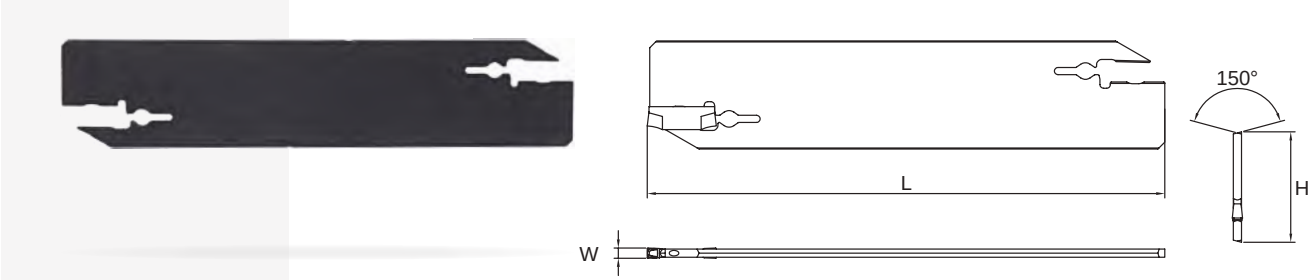

GECB	W	H (mm)	L		KG	STOCK	PRICELIST on
GECB 1920 S	2,0	19	86	GELCG..192002...	0,040	●	
GECB 2620 S	2,0	26	110		0,050	●	
GECB 2630 S	3,0	26	110	GELCG..193002...	0,060	●	
GECB 3230 S	3,0	32	150		0,090	●	
GECB 2640 S	4,0	26	110	GELCG..234002...	0,100	●	
GECB 3240 S	4,0	32	150		0,100	●	

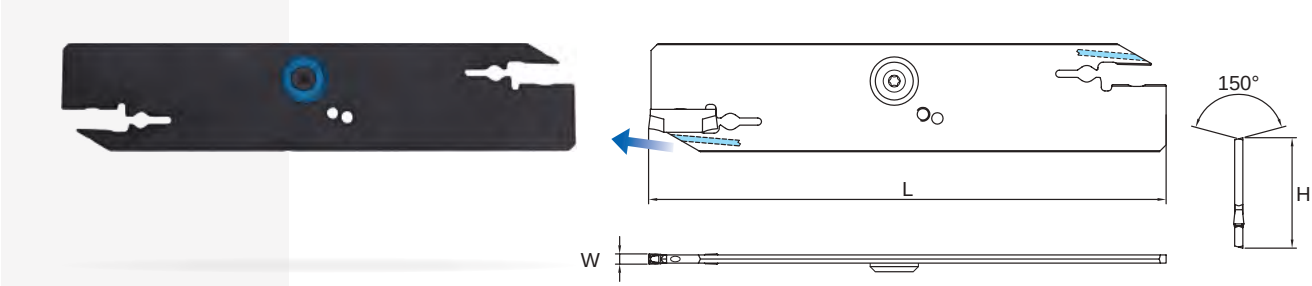

GECB COOL	W	H (mm)	L					KG		STOCK	PRICELIST on
GECB 2620 S COOL	2,0	26	110				GELCG..192002...	0,050	💧	●	
GECB 2630 S COOL	3,0	26	110				GELCG..193002...	0,060	💧	●	
GECB 3230 S COOL	3,0	32	150	VT40SL	GESL	BT15		0,090	💧	●	
GECB 2640 S COOL	4,0	26	110				GELCG..234002...	0,100	💧	●	
GECB 3240 S COOL	4,0	32	150					0,100	💧	●	

● **Disponibile - *Lieferbar* - On stock** ○ A richiesta - *Auf Anfrage* - On request

FRESE PER SCANALATURE E TAGLIO _ *SCHEIBENFRÄSER* _ GROOVING AND CUT OFF MILLS

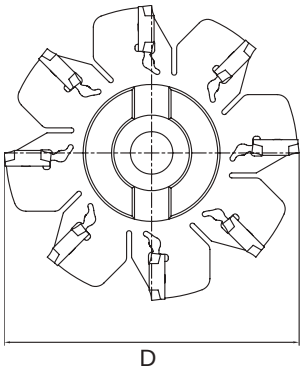

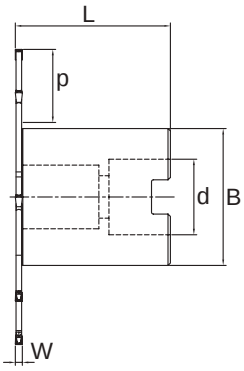

GEDM	Ø D	L	W	p	Ø B	d	Z		KG	STOCK	PRICELIST on
			(mm)								
GEDM 08020 Z4 ST *	80	39,9	2,0	25	29	M16	4	GELCG..192002	0,250	-- ●	
GEDM 10020 Z6 SA	100	51,9	2,0	28	40	22	6		0,700	-- ●	
GEDM 12520 Z8 SA	125	51,9	2,0	36	48	27	8		1,250	-- ●	
GEDM 16020 Z10 SA	160	64,9	2,0	39	80	40	10		2,500	-- ●	
GEDM 08030 Z4 ST *	80	40,7	3,0	25	29	M16	4	GELCG..193002	0,250	-- ●	
GEDM 10030 Z6 SA	100	52,7	3,0	28	40	22	6		0,700	-- ●	
GEDM 12530 Z8 SA	125	52,7	3,0	36	48	27	8		1,300	-- ●	
GEDM 16030 Z10 SA	160	65,7	3,0	39	80	40	10		2,550	-- ●	
GEDM 12540 Z6 SA	125	53,5	4,0	37,5	48	27	6	GELCG..234002	1,350	-- ●	
GEDM 16040 Z8 SA	160	66,5	4,0	39	80	40	8		2,650	-- ●	

*** Gambo filettato _** *Schaftausführung Gewinde* **_ Threaded shank**

INSERTI _ *WECHSELPLATTEN* _ INSERTS

Inserto unico per tutto il programma _ ***Ein Wendeplatte fuer gesamtes Programm*** _ One insert for whole programme

CODICE ORDINE Bestell-Nr. Order No.	FIGURA Form Figure	(mm) W	r	TAGLIENTI *Schneide* Cutting edge	DENOMINAZIONE Bezeichnung Designation	NON RIVESTITI Unbeschichte Uncoated K15	P25	P40	RIVESTITI Beschichtet Coated P200	P300	K300	K400	TIN PVD	TIALN PVD	CERMET X99	X55
GELCGS		2,0	0,2	1	GELCGS 192002	●				●	●					
		3,0	0,2	1	GELCGS 193002	●				●	●					
		4,0	0,2	1	GELCGS 234002	●				●	●					
GELCGD		2,0	0,2	2	GELCGD 192002	●				●	●					
		3,0	0,2	2	GELCGD 193002	●				●	●					
		4,0	0,2	2	GELCGD 234002	●				●	●					

GE KEY

Chiave _ Schlüssel _ Spanner

PRICELIST on

GE KEY

Chiave non inclusa. Da ordinare separatamente.
Schlüssel nicht eingeschlossen. Separat bestellen.
Key not included. To be ordered separately.

● **Disponibile - *Lieferbar* - On stock** ○ A richiesta - *Auf Anfrage* - On request

● **Disponibile - *Lieferbar* - On stock** ○ A richiesta - *Auf Anfrage* - On request

ROL DRILLS

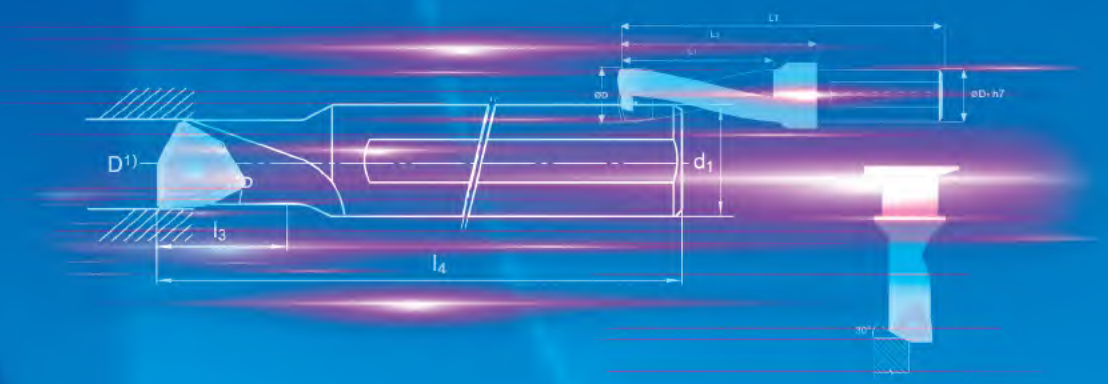

PUNTE AD INSERTI MULTIFUNZIONE
MULTIFUNKTION WENDEPLATTENVOLLBOHRER _ MULTI-FUNCTION INDEXABLE INSERT DRILLING TOOL

Technische Hinweise _ Technical hints

Nebenschneide einsetzbar
Secondary cutting edge can be used

Weitere Konstruktionsmerkmale und Vorteile
Additional features and application possibilities

Bohren ins Volle außer der Mitte, positiver Versatz
Drilling off center, positive offset

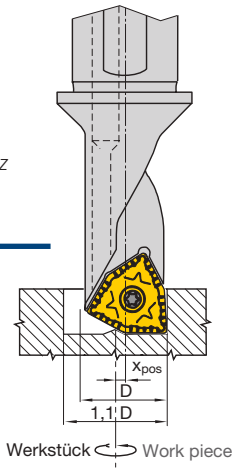

X_{pos}: *Versatz aus der Mitte positiv*
Offset, positive

D: *Nenndurchmesser Werkzeug*
Nominal tool diameter

Acciaio *Stahl* **Steel** $X_{pos} = \frac{(1{,}1 \times D) - D}{2}$

Alluminio *Aluminium* **Aluminium** $X_{pos} = \frac{(1{,}5 \times D) - D}{2}$

Werkzeug Tool 2,25D/1,50D	D	*Acciaio Stahl* Steel		*Alluminio Aluminium* Aluminium	
		D_{max}	x_{pos}	D_{max}	x_{pos}
PTR/L 08 -x,xxD- 04	08H13	8,8	0,40	12,0	2,00
PTR/L 10 -x,xxD- 05	10H13	11,0	0,50	15,0	2,50
PTR/L 11 -x,xxD- 06	11H13	12,1	0,55	16,5	2,75
PTR/L 15 -x,xxD- 07	15H13	16,5	0,75	22,5	3,75
PTR/L 18 -x,xxD- 09	18H13	19,8	0,90	27,0	4,50
PTR/L 20 -x,xxD- 10	20H13	22,0	1,00	30,0	5,00
PTR/L 26 -x,xxD- 13	26H13	28,6	1,30	39,0	6,50

Bohren ins Volle außer der Mitte, negativer Versatz
Drilling off center, negative offset

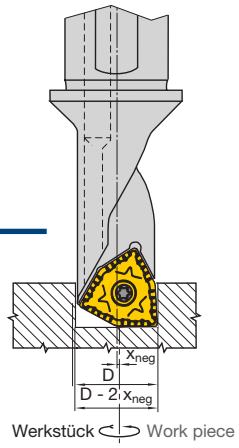

X_{pos}: *Versatz aus der Mitte positiv*
Offset, negative

D: *Nenndurchmesser Werkzeug*
Nominal tool diameter

$X_{neg} = \frac{Dmin - D}{2}$

Werkzeug Tool 2,25D/1,50D	D	D_{min}	x_{neg}
PTR/L 08 -x,xxD- 04	08H13	7,8	0,10
PTR/L 10 -x,xxD- 05	10H13	9,8	0,10
PTR/L 11 -x,xxD- 06	11H13	10,8	0,10
PTR/L 15 -x,xxD- 07	15H13	14,7	0,15
PTR/L 18 -x,xxD- 09	18H13	17,7	0,15
PTR/L 20 -x,xxD- 10	20H13	19,7	0,15
PTR/L 26 -x,xxD- 13	26H13	25,7	0,15

Anfasen innen
Internal chamfering

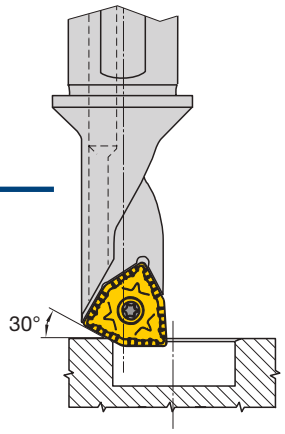

Anfasen außen
External chamfering

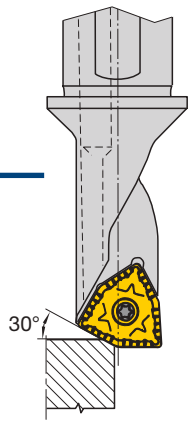

● **Disponibile - *Lieferbar* - On stock** ○ A richiesta - *Auf Anfrage* - On request

PUNTE AD INSERTI MULTIFUNZIONE
MULTIFUNKTION WENDEPLATTENVOLLBOHRER _ MULTI-FUNCTION INDEXABLE INSERT DRILLING TOOL



Fig. 1

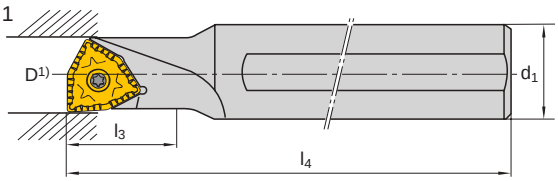

Fig. 2

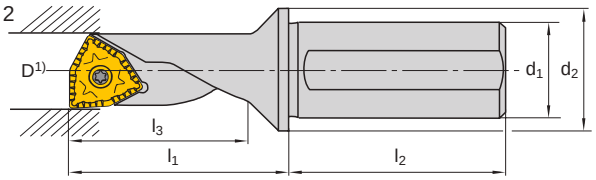

PTR/L	Fig	D1)	d1	d2	l1	l2	l3	l4		KG		STOCK	PRICELIST on
					(mm)								
PTR/L 08 - 1,50D-04	1	8	12	–	–	–	12,0	80	WCHX 04...	0,030		●	
PTR/L 08 - 2,25D-04	2	8	10	12	22,5	38	18,0	–		0,050		●	
PTR/L 10 - 1,50D-05	1	10	12	–	–	–	15,0	90	WCHX 05...	0,040		●	
PTR/L 10 - 2,25D-05	2	10	12	16	28	42	22,5	–		0,060		●	
PTR/L 11 - 1,50D-06	1	11	16	–	–	–	16,5	100	WCHX 06...	0,080		●	
PTR/L 11 - 2,25D-06	2	11	16	20	32	45	24,75	–		0,130		●	
PTR/L 15 - 1,50D-07	1	15	20	–	–	–	22,5	125	WCHX 07...	0,150		●	
PTR/L 15 - 2,25D-07	2	15	20	25	43	50	33,75	–		0,240		●	
PTR/L 18 - 1,50D-09	1	18	25	–	–	–	27,0	135	WCHX 09...	0,280		●	
PTR/L 18 - 2,25D-09	2	18	25	32	53	56	40,5	–		0,400		●	
PTR/L 20 - 1,50D-10	1	20	25	–	–	–	30,0	150	WCHX 10...	0,290		●	
PTR/L 20 - 2,25D-10	2	20	25	32	56	56	45,0	–		0,460		●	
PTR/L 26 - 1,50D-13	1	26	32	–	–	–	39,0	180	WCHX 13...	0,570		●	
PTR/L 26 - 2,25D-13	2	26	32	40	73	60	58,5	–		0,910		●	

RICAMBI _ Ersatzteile _ Spare parts

PTR/L			Torx *Torx* Torx	Momento torsione Anzugsmoment Torque [Ncm]
PTR/L 08	A02-20033	V04-T0600	06	62
PTR/L 10	A13-25042	V04-T0800	08	128
PTR/L 11	A13-25050	V04-T0800	08	128
PTR/L 15	A13-30073	V04-T0800	08	180
PTR/L 18	A02-35082	V04-T1500	15	345
PTR/L 20	A06-50088	V04-T2000	20	1020
PTR/L 26	A02-60120	V04-T2500	25	1750

INSERTI _ Wendeplatten _ Inserts

P300	K400	K15
		

● **Disponibile - *Lieferbar* - On stock** ○ A richiesta - *Auf Anfrage* - On request

PUNTE AD INSERTI _ *WENDEPLATTENVOLLBOHRER* _ INDEXABLE INSERT DRILLING-TOOLS



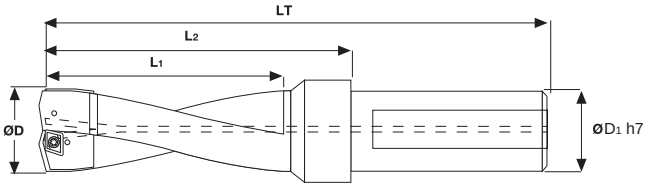

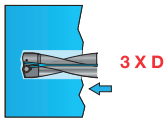

TDXP - 3 X D	Ød	ØD1 (mm)	LT (mm)	L1 (mm)	L2 (mm)				KG		STOCK	PRICELIST on
TDXP 140-30 R	14	20	104	43	60	XPMT 042004...	BFTX 01604N	BT06	0,380		●	
TDXP 150-30 R	15	20	107	46	63				0,380		●	
TDXP 160-30 R	16	20	110	49	66	XPMT 052804...	BFTX 0204N		0,380		●	
TDXP 170-30 R	17	20	113	52	69				0,380		●	
TDXP 180-30 R	18	20	116	55	72				0,380		●	
TDXP 190-30 R	19	25	134	58	78	XPMT 063306...	BFTX 02206N	BT07	0,380		●	
TDXP 200-30 R	20	25	137	61	81				0,390		●	
TDXP 210-30 R	21	25	140	64	84				0,410		●	
TDXP 220-30 R	22	25	143	67	87				0,410		●	
TDXP 230-30 R	23	25	146	70	90	XPMT 074006...	BFTX 02506N	BT08	0,420		●	
TDXP 240-30 R	24	25	149	73	93				0,420		●	
TDXP 250-30 R	25	25	152	76	96				0,460		●	
TDXP 260-30 R	26	25	155	79	99				0,480		●	
TDXP 270-30 R	27	25	158	82	102				0,500		●	
TDXP 280-30 R	28	25	161	85	105				0,530		●	
TDXP 290-30 R	29	32	170	88	110	XPMT 094508...	BFTX 03584	BT15	0,550		●	
TDXP 300-30 R	30	32	173	91	113				0,850		●	
TDXP 310-30 R	31	32	176	94	116				0,870		●	
TDXP 320-30 R	32	32	179	97	119				0,880		●	
TDXP 330-30 R	33	32	182	100	122				0,910		●	
3 X D TDXP 340-30 R	34	32	185	103	125				0,950		●	
TDXP 350-30 R	35	32	188	106	128				0,980		●	
TDXP 360-30 R	36	32	191	109	131				1,020		●	
TDXP 370-30 R	37	32	194	112	134	XPMT 125812...	BFTX 0511N	BT20	1,060		●	
TDXP 380-30 R	38	32	197	115	137				1,090		●	
TDXP 390-30 R	39	32	200	118	140				1,130		●	
TDXP 400-30 R	40	32	203	121	143				1,180		●	
TDXP 410-30 R	41	32	206	124	146				1,230		●	
TDXP 420-30 R	42	40	220	127	150				1,270		●	
TDXP 430-30 R	43	40	223	130	153				1,310		●	
TDXP 440-30 R	44	40	226	133	156				1,350		●	
TDXP 450-30 R	45	40	229	136	159				1,910		●	
TDXP 460-30 R	46	40	240	139	170	XPMT 156812...	BFTX 0615N	BT25	1,930		●	
TDXP 470-30 R	47	40	243	141	173				2,020		●	
TDXP 480-30 R	48	40	246	144	176				2,090		●	
TDXP 490-30 R	49	40	249	147	179				2,120		●	
TDXP 500-30 R	50	40	252	150	182				2,220		●	
TDXP 510-30 R	51	40	255	153	185				2,270		●	
TDXP 520-30 R	52	40	258	156	188				2,320		●	
TDXP 530-30 R	53	40	261	159	191				2,520		●	
TDXP 540-30 R	54	40	264	162	194				2,570		●	
TDXP 550-30 R	55	40	267	165	197				2,820		●	

● **Disponibile - *Lieferbar* - On stock** ○ A richiesta - *Auf Anfrage* - On request



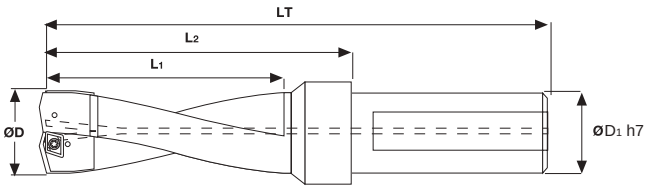

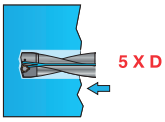

TDXP - 5 X D	Ød	ØD1 (mm)	LT (mm)	L1 (mm)	L2 (mm)				KG		STOCK	PRICELIST on
TDXP 140-50 R	14	20	132	71	88	XPMT 042004...	BFTX 01604N	BT06	0,420		●	
TDXP 150-50 R	15	20	137	76	93				0,420		●	
TDXP 160-50 R	16	20	142	81	98	XPMT 052804...	BFTX 0204N		0,420		●	
TDXP 170-50 R	17	20	147	86	103				0,420		●	
TDXP 180-50 R	18	20	152	91	108				0,420		●	
TDXP 190-50 R	19	25	172	96	116	XPMT 063306...	BFTX 02206N	BT07	0,420		●	
TDXP 200-50 R	20	25	177	101	121				0,500		●	
TDXP 210-50 R	21	25	182	106	126				0,550		●	
TDXP 220-50 R	22	25	187	111	131				0,550		●	
TDXP 230-50 R	23	25	192	116	136	XPMT 074006...	BFTX 02506N	BT08	0,570		●	
TDXP 240-50 R	24	25	197	121	141				0,570		●	
TDXP 250-50 R	25	25	202	126	146				0,590		●	
TDXP 260-50 R	26	25	207	131	151				0,600		●	
TDXP 270-50 R	27	25	212	136	156				0,620		●	
TDXP 280-50 R	28	25	217	141	161				0,650		●	
TDXP 290-50 R	29	32	228	146	168	XPMT 094508...	BFTX 03584	BT15	0,670		●	
TDXP 300-50 R	30	32	233	151	173				0,950		●	
TDXP 310-50 R	31	32	238	156	178				0,970		●	
TDXP 320-50 R	32	32	243	161	183				0,990		●	
TDXP 330-50 R	33	32	248	166	188				1,000		●	
5 X D TDXP 340-50 R	34	32	253	171	193				1,050		●	
TDXP 350-50 R	35	32	258	176	198				1,100		●	
TDXP 360-50 R	36	32	263	181	203				1,300		●	
TDXP 370-50 R	37	32	268	186	208	XPMT 125812...	BFTX 0511N	BT20	1,300		●	
TDXP 380-50 R	38	32	273	191	213				1,400		●	
TDXP 390-50 R	39	32	278	196	218				1,400		●	
TDXP 400-50 R	40	32	283	201	223				1,500		●	
TDXP 410-50 R	41	32	288	206	228				1,600		●	
TDXP 420-50 R	42	40	304	211	234				1,600		●	
TDXP 430-50 R	43	40	309	216	239				1,600		●	
TDXP 440-50 R	44	40	314	221	244				1,700		●	
TDXP 450-50 R	45	40	319	226	249				2,400		●	
TDXP 460-50 R	46	40	332	231	262	XPMT 156812...	BFTX 0615N	BT25	2,400		●	
TDXP 470-50 R	47	40	337	235	267				2,500		●	
TDXP 480-50 R	48	40	342	240	272				2,600		●	
TDXP 490-50 R	49	40	347	247	277				2,600		●	
TDXP 500-50 R	50	40	352	250	282				2,800		●	
TDXP 510-50 R	51	40	357	255	287				2,800		●	
TDXP 520-50 R	52	40	362	260	292				2,900		●	
TDXP 530-50 R	53	40	367	265	297				3,100		●	
TDXP 540-50 R	54	40	372	270	302				3,200		●	
TDXP 550-50 R	55	40	377	275	307				3,500		●	

● **Disponibile - *Lieferbar* - On stock** ○ A richiesta - *Auf Anfrage* - On request

● **Disponibile - *Lieferbar* - On stock** ○ A richiesta - *Auf Anfrage* - On request

NICECUT

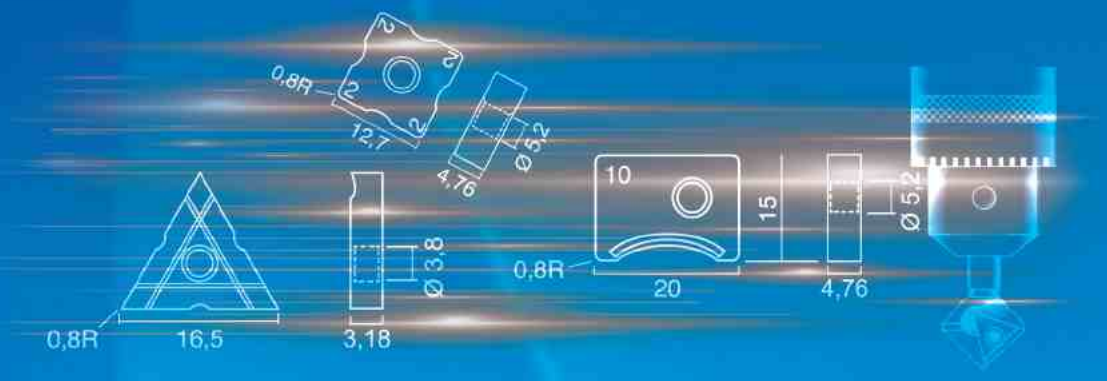

● **Disponibile - *Lieferbar* - On stock** ○ A richiesta - *Auf Anfrage* - On request

SVASATORI AD INSERTO INTERCAMBIABILE
FASFRÄSER FÜR ABSCHRÄGUNG _ MILLING CUTTERS FOR CHAMFERING FLARIN

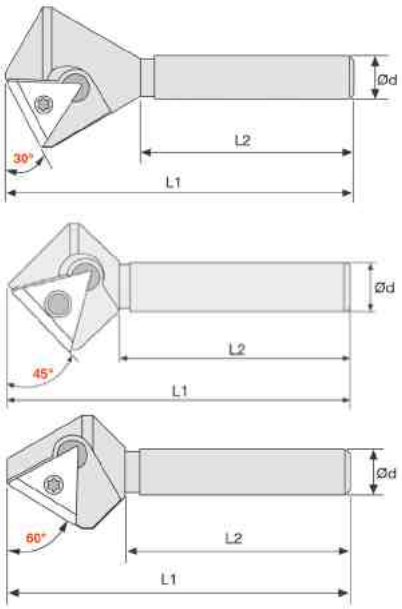

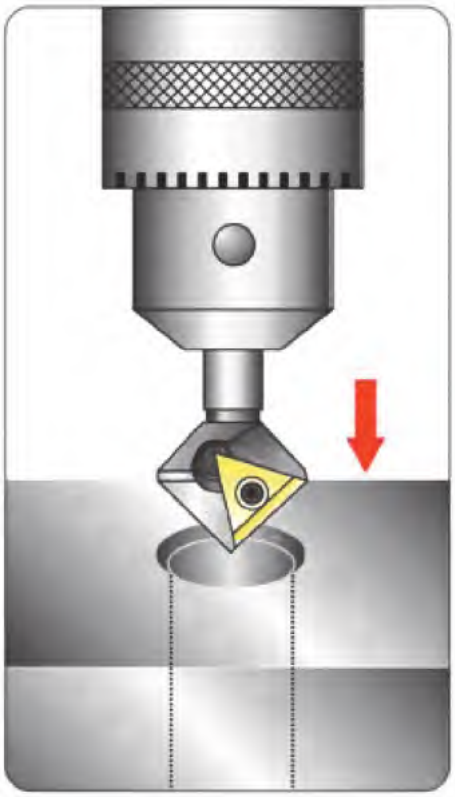

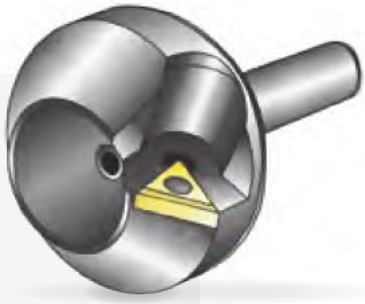

MENTRUBE	Angolo Winwel Angle	MIN Ø (mm)	MAX Ø (mm)	L1 (mm)	L2 (mm)	Ød (mm)				KG	STOCK	PRICELIST on
BM3029T	30°	6	29	74	45	10	TM32 GUR... TM32 GSR...	M -1	MA - 1	0,110	O	
BM4524T	45°	5	24	67	45	10				0,070	O	
BM4538T	45°	19	38	75	50	12				0,230	O	
BM4552T	45°	33	52	80	55	13				0,410	O	
BM4566T	45°	47	66	80	55	13				0,660	O	
BM6021T	60°	7	21	69	45	10				0,070	O	



	FIG.	NR. TAGLIENTI SCHNITTKANTEN NO. OF CORNERS
TM32 GUR HSS...	1	2
TM32 GSR HSS...	2	6

VELOCITÀ CONSIGLIATE_SCHNITTDATEN RECOMMENDED SPEED

	MIN Ø	MAX Ø	RPM
BM3029T	6	29	500-350
BM4524T	5	24	500-350
BM4538T	19	38	350-200
BM4552T	33	52	200-150
BM4566T	47	68	150-100
BM6021T	7	21	500-350

● **Disponibile - *Lieferbar* - On stock** O A richiesta - *Auf Anfrage* - On request

FRESE PER SMUSSI, SCANALATURE A V E CENTRARE
ZENTRIER-, SENK-, UND ANFASWERKZEUG _ CENTER DRILLING, CHAMFERING AND V-GROOVING

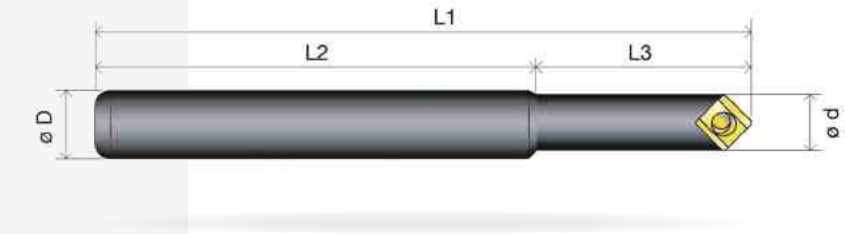

MOMIMEN	Angolo Winwel Angle	L1 (mm)	L2 (mm)	L3 (mm)	Ø D	Ø d	MIN Ø	MAX Ø				KG	STOCK	PRICELIST on
SCM1045C	90°	105	72	33	10	9	0,6	8,6	C22 GUX...	L-13	N-5	0,070	O	
SCM1045CL	90°	165	132	33	10	9	0,6	8,6				0,120	O	
SC1245C	90°	110	82	28	12	13	2	12,5				0,110	O	
SC1645C	90°	110	82	28	16	13	2	12,5	C32 GUX...	L-6	K-3	0,180	O	
SC1630C	118°	110	82	28	16,5	16	2	15				0,130	O	
SC1660DS	60°	110	85	25	16	11,9	1,2	11,5	DCET 11X304...	L-15	N-6	0,170	O	

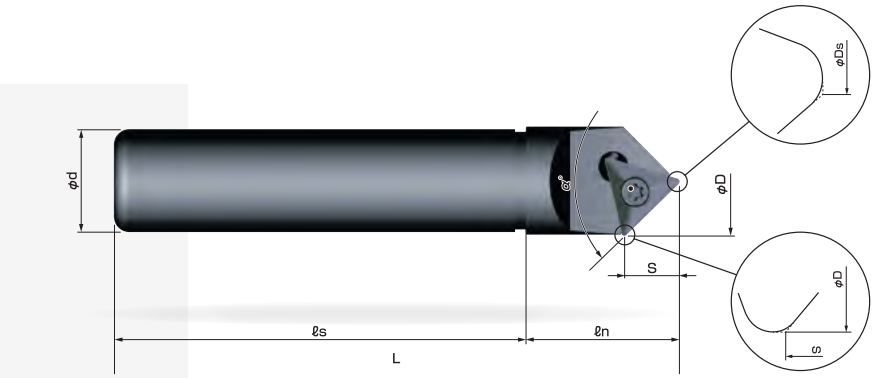

MOMIMEN	Ø D	Ø Ds	Ø d	L (mm)	ls (mm)	ln (mm)	S	α°				KG	STOCK	PRICELIST on
EMS1045T	10,3	0,88	10	95	80	15	4,7	90°	TXMT 080206...	L-18	N-4	0,100	O	
EMM1245T	14,2	0,88	12	100	80	20	6,7	90°	TXMT 110306...	L-13	N-5	0,120	O	
EML2045T	22	0,88	20	110	80	30	10,5	90°	TXMT 16T306...	L-15	N-7	0,200	O	
EMD3245T	37,1	1,2	32	150	110	40	18	90°	TXMT 270506...	L-16	BT20	0,250	O	

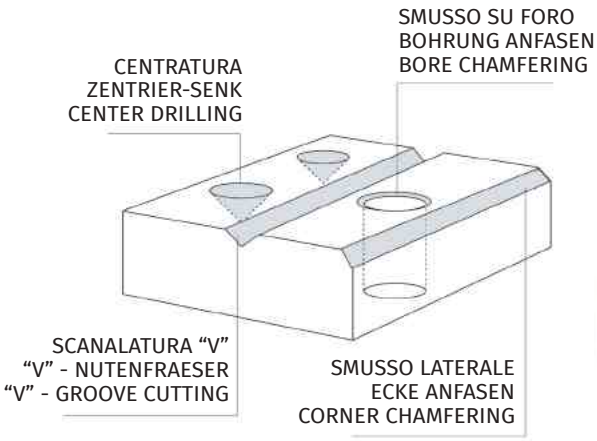

● **Disponibile - *Lieferbar* - On stock** O A richiesta - *Auf Anfrage* - On request

FRESE AD INSERTI PER RAGGI CONVESSI
RADIEN ANFRÄSER MIT WENDEPLATTEN _ CINDEXABLE ROUND CHAMFERING MILLING-CUTTERS

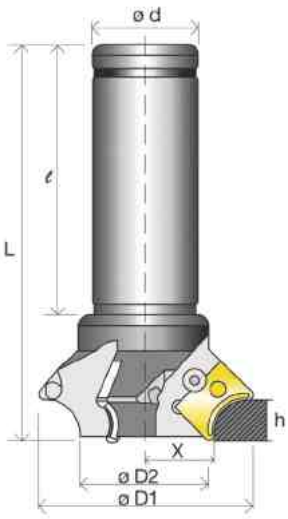

RICAMBI - *ERSATZTEILE* - SPARE PARTS

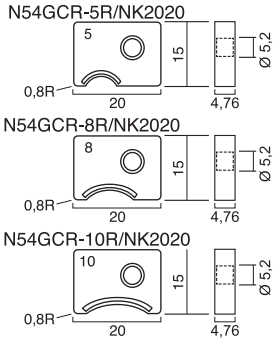

R-NUBOR	Z	ø D1	ø D2	ø d	L	l	KG	STOCK	PRICELIST on
		(mm)							
NK32-70R	3	70	42	32	130	90	1,000	O	
NK32-70RL200	3	70	42	32	200	150	1,000	O	
NK25-10R	1	35	8,9	25	120	80	0,600	O	

Z		R	X	h
N54GCR-5R	**NK2020**	5	22,78	6,79
N54GCR-8R	**NK2020**	8	22,8	9,63
N54GCR-10R	**NK2020**	10	22,7	11,76
N54GCR-6R	**NK2020**	6	22,8	6,8
N54GCR-7R	**NK2020**	7	22,8	9,7
N54GCR-9R	**NK2020**	9	22,7	11,5

PARAMETRI DI LAVORO - CUTTNG DATAS

MATERIAL	RPM	FEED
STEEL	1200 ~ 2000	200 ~ 400 mm/1'
CAST IRON	900 ~ 1200	150 ~ 300 mm/1'
ALU	1500 ~ 3000	300 ~ 500 mm/1'

RICAMBI - *ERSATZTEILE* - SPARE PARTS

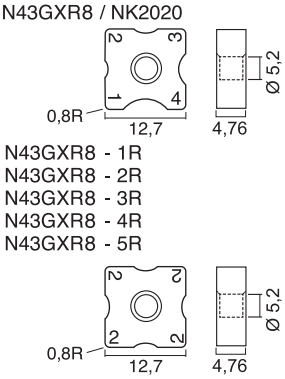

R-NUBOR	Z	ø D1	ø D2	ø d	L	l	KG	STOCK	PRICELIST on
		(mm)							
NK25-05R	1	26	-	25	130	90	0,420	O	
NK20-40R-2	2	56	39,3	20	115	85	0,480	O	
NK32-40R-3	3	56	39,3	32	115	85	1,000	O	

Z		R	X	h
N43GXR8-1R	**NK2020**	1	23,27	4,66
N43GXR8-2R	**NK2020**	2	22,77	5,07
N43GXR8-3R	**NK2020**	3	22,27	5,58
N43GXR8-4R	**NK2020**	4	21,81	6,08
N43GXR8-5R	**NK2020**	5	21,2	6,5
N43GXR8	**NK2020**	1-2-3-4	21,81	6,08

PARAMETRI DI LAVORO - CUTTNG DATAS

MATERIAL	RPM	FEED
STEEL	1500 ~ 2500	300 ~ 500 mm/1'
CAST IRON	1100 ~ 1500	150 ~ 300 mm/1'
ALU	1700 ~ 3500	300 ~ 500 mm/1'

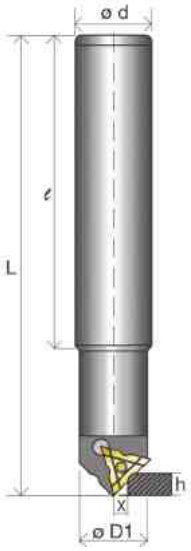

RICAMBI - *ERSATZTEILE* - SPARE PARTS

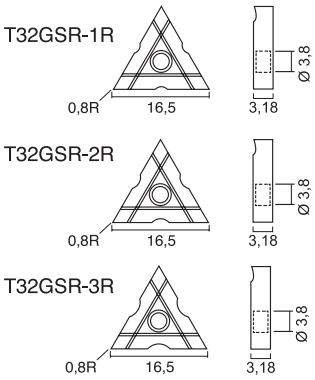

R-NUBOR	Z	ø D1	ø D2	ø d	L	l	KG	STOCK	PRICELIST on
		(mm)							
CR25-05T	1	25	-	25	150	100	0,530	O	

Z		R	X	h
T32GSR-1R	**NK2020**	1	6,52	6,02
T32GSR-2R	**NK2020**	2	6,05	6,53
T32GSR-3R	**NK2020**	3	5,61	7,01

PARAMETRI DI LAVORO - CUTTNG DATAS

MATERIAL	RPM	FEED
STEEL	2500 ~ 400	200 ~ 400 mm/1'
CAST IRON	1800 ~ 3000	150 ~ 300 mm/1'
ALU	3000 ~ 5000	300 ~ 600 mm/1'

UTENSILI AD INSERTI PER RAGGI CONVESSI
RADIEN WERKZEUG MIT WENDEPLATTEN _ INDEXABLE ROUND CORNER CHAMFERING TOOL



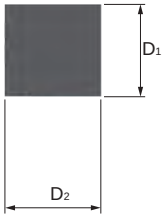

(mm)

R-BIT 20XR	D1	D2	L1	Z				KG	STOCK	PRICELIST on
R-BIT 20XR	19	20	126	1	N43GXR	L-12	K-4	0,700	O	



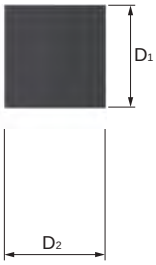

(mm)

10R-BIT 25CR	D1	D2	L1	L2	Z					KG	STOCK	PRICELIST on
10R-BIT 25CR	25	25	150	30	1	N54GCR	CL-1S	L-12	K-3 K-4	0,740	O	

● **Disponibile - *Lieferbar* - On stock** O A richiesta - *Auf Anfrage* - On request

YES DRILLS

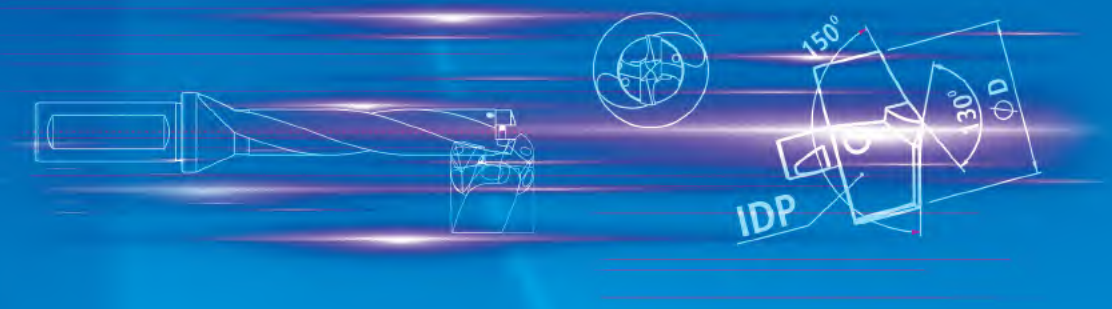

● **Disponibile - *Lieferbar* - On stock** ○ A richiesta - *Auf Anfrage* - On request

KRUZ-FSL, YTDI-FSL Flange body & Carbide insert

YTDI-FSL body

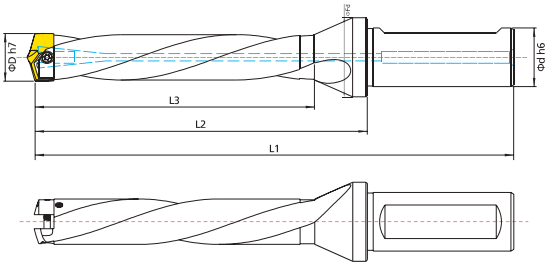



KRUZ-FSL body

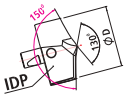

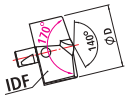

IDP Affilature / ricoperture specifiche +30% (MIN 3 pz) _ *IDP Besondere Schliffungen / Beschichtungen +30% (MBM 3 St.)* _ IDP Specific grindings / coatings +30% (MOQ 3 pcs)

KRUZ-FSL/YTDI-FSL Please make required cutting depth in the ☐ like T, P, H, L

Hole size range	Body Code No.	Shank Size (Ød)	Cutting depth (Length x 40)	L1	L2	L3	Flanged dia. (ØFd)	YTDI STOCK	YTDI Pricelist on request	KRUZ STOCK	KRUZ Pricelist on request	IDP	Cap Screw	Torx driver	Set Screw	L-wrench
ø 8.0 ~ø 8.4	**YTDI 080 ☐ FSL** KRUZ 080 ☐ FSL	10,0 (HA)	T (3xD) P (5xD) H (7xD)	87 103 119	42 58 74	32 48 64	18	● ● ●		○ ○ ○		● IDP 080 ● IDP 081 ● IDP 082 ● IDP 083 ● IDP 084	CS 080-085 SL	T6 Torque 0,6Nm (Max)	-	-
ø 8.5 ~ø 8.9	**YTDI 085 ☐ FSL** KRUZ 085 ☐ FSL	10,0 (HA)	T (3xD) P (5xD) H (7xD)	89 106 123	44 61 78	34 51 68	18	● ● ●		○ ○ ○		● IDP 085 ● IDP 086 ● IDP 087 ● IDP 088 ● IDP 089	CS 080-085 SL	T6 Torque 0,6Nm (Max)	-	-
ø 9.0 ~ø 9.4	**YTDI 090 ☐ FSL** KRUZ 090 ☐ FSL	10,0 (HA)	T (3xD) P (5xD) H (7xD)	92 110 128	47 65 83	36 54 72	18	● ● ●		○ ○ ○		● IDP 090 ● IDP 091 ● IDP 092 ● IDP 093 ● IDP 094	CS 090-095 SL	T6 Torque 0,6Nm (Max)	-	-
ø 9.5 ~ø 9.9	**YTDI 095 ☐ FSL** KRUZ 095 ☐ FSL	12.0 (HA)	T (3xD) P (5xD) H (7xD)	97 116 135	49 68 87	38 57 76	18	● ● ●		○ ○ ○		● IDP 095 ● IDP 096 ● IDP 097 ● IDP 098 ● IDP 099	CS 090-095 SL	T6 Torque 0,6Nm (Max)	-	-
ø 10.0 ~ø 10.4	**YTDI 100 ☐ FSL** KRUZ 100 ☐ FSL	12.0 (HA)	T (3xD) P (5xD) H (7xD)	99 119 139	51 71 91	40 60 80	18	● ● ●		○ ○ ○		● IDP 100 ● IDP 101 ● IDP 102 ● IDP 103 ● IDP 104	CS 100-115 SL	T6 Torque 0,6Nm (Max)	-	-
ø 10.5 ~ø 10.9	**YTDI 105 ☐ FSL** KRUZ 105 ☐ FSL	12.0 (HA)	T (3xD) P (5xD) H (7xD)	102 123 144	54 75 96	42 63 84	18	● ● ●		○ ○ ○		● IDP 105 ● IDP 106 ● IDP 107 ● IDP 108 ● IDP 109	CS 100-115 SL	T6 Torque 0,6Nm (Max)	-	-
ø 11.0 ~ø 11.4	**YTDI 110 ☐ FSL** KRUZ 110 ☐ FSL	12.0 (HA)	T (3xD) P (5xD) H (7xD) L (10XD)	104 126 148 181	56 78 100 133	44 66 88 121	18	● ● ● ○		○ ○ ○ ○		● IDP 110 ● IDP 111 ● IDP 112 ● IDP 113 ● IDP 114	CS 100-115 SL	T6 Torque 0,6Nm (Max)	-	-
ø 11.5 ~ø 11.9	**YTDI 115 ☐ FSL** KRUZ 115 ☐ FSL	12.0 (HA)	T (3xD) P (5xD) H (7xD) L (10XD)	107 130 153 188	59 82 105 140	46 69 92 127	18	● ● ● ○		○ ○ ○ ○		● IDP 115 ● IDP 116 ● IDP 117 ● IDP 118 ● IDP 119	CS 100-115 SL	T6 Torque 0,6Nm (Max)	-	-
ø 12.0 ~ø 12.4	**YTDI 120 ☐ FSL** KRUZ 120 ☐ FSL	16.0	T (3xD) P (5xD) H (7xD) L (10XD)	109 133 157 193	61 85 109 145	48 72 96 132	21	● ● ● ○		○ ○ ○ ○		● IDP 120 ● IDP 121 ● IDP 122 ● IDP 123 ● IDP 124	CS 120-135 SL	T6 Torque 0,6Nm (Max)	M 2.5x4	1.3 mm

● **Disponibile - *Lieferbar* - On stock** ○ A richiesta - *Auf Anfrage* - On request

KRUZ-FSL, YTDI-FSL Flange body & Carbide insert

Hole size range	Body Code No.	Shank Size (Ød)	Cutting depth (Length x 40)	L1	L2	L3	Flanged dia. (ØFd)	YTDI STOCK	YTDI Pricelist on request	KRUZ STOCK	KRUZ Pricelist on request	IDP	Cap Screw	Torx driver	Set Screw	L-wrench
ø 12.5 ~ø 12.9	**YTDI 125 ☐ FSL** KRUZ 125 ☐ FSL	16.0	T (3xD)	111	63	50	21	●		○		● IDP 125	CS 120-135 SL	T6 Torque 0,6Nm (Max)	M 2.5x4	1.3 mm
			P (5xD)	136	88	75		●		○		● IDP 126				
			H (7xD)	161	113	100		●		○		● IDP 127				
			L (10XD)	199	151	138		○		○		● IDP 128				
												● IDP 129				
ø 13.0 ~ø 13.4	**YTDI 130 ☐ FSL** KRUZ 130 ☐ FSL	16.0	T (3xD)	114	66	52	21	●		○		● IDP 130	CS 120-135 SL	T6 Torque 0,6Nm (Max)	M 2.5x4	1.3 mm
			P (5xD)	140	92	78		●		○		● IDP 131				
			H (7xD)	166	118	104		●		○		● IDP 132				
			L (10XD)	205	157	143		○		○		● IDP 133				
												● IDP 134				
ø 13.5 ~ø 13.9	**YTDI 135 ☐ FSL** KRUZ 135 ☐ FSL	16.0	T (3xD)	116	68	54	21	●		○		● IDP 135	CS 120-135 SL	T6 Torque 0,6Nm (Max)	M 2.5x4	1.3 mm
			P (5xD)	143	95	81		●		○		● IDP 136				
			H (7xD)	170	122	108		●		○		● IDP 137				
			L (10XD)	211	163	149		○		○		● IDP 138				
												● IDP 139				
ø 14.0 ~ø 14.4	**YTDI 140 ☐ FSL** KRUZ 140 ☐ FSL	16.0	T (3xD)	119	71	56	21	●		○		● IDP 140	CS 140-155 SL	T7 Torque 0,9Nm (Max)	M 2.5x4	1.3 mm
			P (5xD)	147	99	84		●		○		● IDP 141				
			H (7xD)	175	127	112		●		○		● IDP 142				
			L (10XD)	217	169	154		○		○		● IDP 143				
												● IDP 144				
ø 14.5 ~ø 14.9	**YTDI 145 ☐ FSL** KRUZ 145 ☐ FSL	20.0	T (3xD)	123	73	58	27	●		○		● IDP 145	CS 140-155 SL	T7 Torque 0,9Nm (Max)	M 2.5x4	1.3 mm
			P (5xD)	152	102	87		●		○		● IDP 146				
			H (7xD)	181	131	116		●		○		● IDP 147				
			L (10XD)	225	175	160		○		○		● IDP 148				
												● IDP 149				
ø 15.0 ~ø 15.4	**YTDI 150 ☐ FSL** KRUZ 150 ☐ FSL	20.0	T (3xD)	127	77	60	27	●		○		● IDP 150	CS 140-155 SL	T7 Torque 0,9Nm (Max)	M 2.5x4	1.3 mm
			P (5xD)	157	107	90		●		○		● IDP 151				
			H (7xD)	187	137	120		●		○		● IDP 152				
			L (10XD)	232	182	165		○		○		● IDP 153				
												● IDP 154				
ø 15.5 ~ø 15.9	**YTDI 155 ☐ FSL** KRUZ 155 ☐ FSL	20.0	T (3xD)	130	80	62	27	●		○		● IDP 155	CS 140-155 SL	T7 Torque 0,9Nm (Max)	M 2.5x4	1.3 mm
			P (5xD)	161	111	93		●		○		● IDP 156				
			H (7xD)	192	142	124		●		○		● IDP 157				
			L (10XD)	239	189	171		○		○		● IDP 158				
												● IDP 159				
ø 16.0 ~ø 16.4	**YTDI 160 ☐ FSL** KRUZ 160 ☐ FSL	20.0	T (3xD)	132	82	64	27	●		○		● IDP 160	CS 160-175 SL	T7 Torque 0,9Nm (Max)	M 2.5x4	1.3 mm
			P (5xD)	164	114	96		●		○		● IDP 161				
			H (7xD)	196	146	128		●		○		● IDP 162				
			L (10XD)	244	194	176		○		○		● IDP 163				
												● IDP 164				
ø 16.5 ~ø 16.9	**YTDI 165 ☐ FSL** KRUZ 165 ☐ FSL	20.0	T (3xD)	135	85	66	27	●		○		● IDP 165	CS 160-175 SL	T7 Torque 0,9Nm (Max)	M 2.5x4	1.3 mm
			P (5xD)	168	118	99		●		○		● IDP 166				
			H (7xD)	201	151	132		●		○		● IDP 167				
			L (10XD)	251	201	182		○		○		● IDP 168				
												● IDP 169				
ø 17.0 ~ø 17.4	**YTDI 170 ☐ FSL** KRUZ 170 ☐ FSL	20.0	T (3xD)	137	87	68	27	●		○		● IDP 170	CS 160-175 SL	T7 Torque 0,9Nm (Max)	M 2.5x4	1.3 mm
			P (5xD)	171	121	102		●		○		● IDP 171				
			H (7xD)	205	155	136		●		○		● IDP 172				
			L (10XD)	256	206	187		○		○		● IDP 173				
												● IDP 174				
ø 17.5 ~ø 17.9	**YTDI 175 ☐ FSL** KRUZ 175 ☐ FSL	20.0	T (3xD)	139	89	70	27	●		○		● IDP 175	CS 160-175 SL	T7 Torque 0,9Nm (Max)	M 2.5x4	1.3 mm
			P (5xD)	174	124	105		●		○		● IDP 176				
			H (7xD)	209	159	140		●		○		● IDP 177				
			L (10XD)	262	212	193		○		○		● IDP 178				
												● IDP 179				
ø 18.0 ~ø 18.4	**YTDI 180 ☐ FSL** KRUZ 180 ☐ FSL	20.0	T (3xD)	142	92	72	27	●		○		● IDP 180	CS 180-195 SL	T8 Torque 1,5Nm (Max)	M 2.5x4	1.3 mm
			P (5xD)	178	128	108		●		○		● IDP 181				
			H (7xD)	214	164	144		●		○		● IDP 182				
			L (10XD)	268	218	198		○		○		● IDP 183				
												● IDP 184				
ø 18.5 ~ø 18.9	**YTDI 185 ☐ FSL** KRUZ 185 ☐ FSL	20.0	T (3xD)	144	94	74	27	●		○		● IDP 185	CS 180-195 SL	T8 Torque 1,5Nm (Max)	M 2.5x4	1.3 mm
			P (5xD)	181	131	111		●		○		● IDP 186				
			H (7xD)	218	168	148		●		○		● IDP 187				
			L (10XD)	274	224	204		○		○		● IDP 188				
												● IDP 189				
ø 19.0 ~ø 19.4	**YTDI 190 ☐ FSL** KRUZ 190 ☐ FSL	20.0	T (3xD)	147	97	76	27	●		○		● IDP 190	CS 180-195 SL	T8 Torque 1,5Nm (Max)	M 2.5x4	1.3 mm
			P (5xD)	185	135	114		●		○		● IDP 191				
			H (7xD)	223	173	152		●		○		● IDP 192				
			L (10XD)	280	230	209		○		○		● IDP 193				
												● IDP 194				
ø 19.5 ~ø 19.9	**YTDI 195 ☐ FSL** KRUZ 195 ☐ FSL	20.0	T (3xD)	149	99	78	27	●		○		● IDP 195	CS 180-195 SL	T8 Torque 1,5Nm (Max)	M 2.5x4	1.3 mm
			P (5xD)	188	138	117		●		○		● IDP 196				
			H (7xD)	227	177	156		●		○		● IDP 197				
			L (10XD)	286	236	215		○		○		● IDP 198				
												● IDP 199				
ø 20.0 ~ø 20.4	**YTDI 200 ☐ FSL** KRUZ 200 ☐ FSL	25.0	T (3xD)	157	101	80	32	●		○		● IDP 200	CS 200-215 SL	T8 Torque 1,5Nm (Max)	M 3x6	1.5 mm
			P (5xD)	197	141	120		●		○		○ IDP 201				
			H (7xD)	237	181	160		●		○		○ IDP 202				
			L (10XD)	297	241	220		○		○		○ IDP 203				
												○ IDP 204				

● **Disponibile - *Lieferbar* - On stock** ○ A richiesta - *Auf Anfrage* - On request

KRUZ-FSL, YTDI-FSL Flange body & Carbide insert

Hole size range	Body Code No.	Shank Size (Ød)	Cutting depth (Length x 40)	L1	L2	L3	Flanged dia. (ØFd)	YTDI STOCK	YTDI Pricelist on request	KRUZ STOCK	KRUZ Pricelist on request	IDP	Cap Screw	Torx driver	Set Screw	L-wrench
ø 20.5 ~ø 20.9	**YTDI 205 ☐ FSL** KRUZ 205 ☐ FSL	25.0	T (3xD)	160	104	82	32	●		○		● **IDP 205**	CS 200-215 SL	T8 Torque 1.5Nm (Max)	M 3x6	1.5 mm
			P (5xD)	201	145	123		●		○		○ IDP 206				
			H (7xD)	242	186	164		○		○		○ IDP 207				
			L (10XD)	304	248	226		○		○		○ IDP 208				
												○ IDP 209				
ø 21.0 ~ø 21.4	**YTDI 210 ☐ FSL** KRUZ 210 ☐ FSL	25.0	T (3xD)	162	106	84	32	●		○		● **IDP 210**	CS 200-215 SL	T8 Torque 1.5Nm (Max)	M 3x6	1.5 mm
			P (5xD)	204	148	126		●		○		○ IDP 211				
			H (7xD)	246	190	168		○		○		○ IDP 212				
			L (10XD)	309	253	231		○		○		○ IDP 213				
												○ IDP 214				
ø 21.5 ~ø 21.9	**YTDI 215 ☐ FSL** KRUZ 215 ☐ FSL	25.0	T (3xD)	165	109	86	32	●		○		● **IDP 215**	CS 200-215 SL	T8 Torque 1.5Nm (Max)	M 3x6	1.5 mm
			P (5xD)	208	152	129		●		○		○ IDP 216				
			H (7xD)	251	195	172		○		○		○ IDP 217				
			L (10XD)	316	260	237		○		○		○ IDP 218				
												○ IDP 219				
ø 22.0 ~ø 22.4	**YTDI 220 ☐ FSL** KRUZ 220 ☐ FSL	25.0	T (3xD)	167	111	88	32	●		○		● **IDP 220**	CS 220-235 SL	T8 Torque 1.5Nm (Max)	M 3x6	1.5 mm
			P (5xD)	211	155	132		●		○		○ IDP 221				
			H (7xD)	255	199	176		○		○		○ IDP 222				
			L (10XD)	321	265	242		○		○		○ IDP 223				
												○ IDP 224				
ø 22.5 ~ø 22.9	**YTDI 225 ☐ FSL** KRUZ 225 ☐ FSL	25.0	T (3xD)	169	113	90	32	●		○		● **IDP 225**	CS 220-235 SL	T8 Torque 1.5Nm (Max)	M 3x6	1.5 mm
			P (5xD)	214	158	135		●		○		○ IDP 226				
			H (7xD)	259	203	180		○		○		○ IDP 227				
			L (10XD)	327	271	248		○		○		○ IDP 228				
												○ IDP 229				
ø 23.0 ~ø 23.4	**YTDI 230 ☐ FSL** KRUZ 230 ☐ FSL	25.0	T (3xD)	172	116	92	32	●		○		● **IDP 230**	CS 220-235 SL	T8 Torque 1.5Nm (Max)	M 3x6	1.5 mm
			P (5xD)	218	162	138		●		○		○ IDP 231				
			H (7xD)	264	208	184		○		○		○ IDP 232				
			L (10XD)	333	277	253		○		○		○ IDP 233				
												○ IDP 234				
ø 23.5 ~ø 23.9	**YTDI 235 ☐ FSL** KRUZ 235 ☐ FSL	25.0	T (3xD)	174	118	94	32	●		○		● **IDP 235**	CS 220-235 SL	T8 Torque 1.5Nm (Max)	M 3x6	1.5 mm
			P (5xD)	221	165	141		●		○		○ IDP 236				
			H (7xD)	268	212	188		○		○		○ IDP 237				
			L (10XD)	339	283	259		○		○		○ IDP 238				
												○ IDP 239				
ø 24.0 ~ø 24.4	**YTDI 240 ☐ FSL** KRUZ 240 ☐ FSL	32.0	T (3xD)	181	121	96	39	●		○		● **IDP 240**	CS 240-255 SL	T15 Torque 3,5Nm (Max)	M 3x6	1.5 mm
			P (5xD)	229	169	144		●		○		○ IDP 241				
			H (7xD)	277	217	192		○		○		○ IDP 242				
			L (10XD)	349	289	264		○		○		○ IDP 243				
												○ IDP 244				
ø 24.5 ~ø 24.9	**YTDI 245 ☐ FSL** KRUZ 245 ☐ FSL	32.0	T (3xD)	183	123	98	39	●		○		● **IDP 245**	CS 240-255 SL	T15 Torque 3,5Nm (Max)	M 3x6	1.5 mm
			P (5xD)	232	172	147		●		○		○ IDP 246				
			H (7xD)	281	221	196		○		○		○ IDP 247				
			L (10XD)	355	295	270		○		○		○ IDP 248				
												○ IDP 249				
ø 25.0 ~ø 25.4	**YTDI 250 ☐ FSL** KRUZ 250 ☐ FSL	32.0	T (3xD)	185	125	100	39	●		○		● **IDP 250**	CS 240-255 SL	T15 Torque 3,5Nm (Max)	M 3x6	1.5 mm
			P (5xD)	235	175	150		●		○		○ IDP 251				
			H (7xD)	285	225	200		○		○		○ IDP 252				
			L (10XD)	360	300	275		○		○		○ IDP 253				
												○ IDP 254				
ø 25.5 ~ø 25.9	**YTDI 255 ☐ FSL** KRUZ 255 ☐ FSL	32.0	T (3xD)	188	128	102	39	●		○		● **IDP 255**	CS 240-255 SL	T15 Torque 3,5Nm (Max)	M 3x6	1.5 mm
			P (5xD)	239	179	153		●		○		○ IDP 256				
			H (7xD)	290	230	204		○		○		○ IDP 257				
			L (10XD)	367	307	281		○		○		○ IDP 258				
												○ IDP 259				
ø 26.0 ~ø 26.4	**YTDI 260 ☐ FSL** KRUZ 260 ☐ FSL	32.0	T (3xD)	190	130	104	39	●		○		● **IDP 260**	CS 260-275 SL	T15 Torque 3,5Nm (Max)	M 3x6	1.5 mm
			P (5xD)	242	182	156		●		○		○ IDP 261				
			H (7xD)	294	234	208		○		○		○ IDP 262				
			L (10XD)	372	312	286		○		○		○ IDP 263				
												○ IDP 264				
ø 26.5 ~ø 26.9	**YTDI 265 ☐ FSL** KRUZ 265 ☐ FSL	32.0	T (3xD)	193	133	106	39	●		○		● **IDP 265**	CS 260-275 SL	T15 Torque 3,5Nm (Max)	M 3x6	1.5 mm
			P (5xD)	246	186	159		●		○		○ IDP 266				
			H (7xD)	299	239	212		○		○		○ IDP 267				
			L (10XD)	379	319	292		○		○		○ IDP 268				
												○ IDP 269				
ø 27.0 ~ø 27.4	**YTDI 270 ☐ FSL** KRUZ 270 ☐ FSL	32.0	T (3xD)	195	135	108	39	●		○		● **IDP 270**	CS 260-275 SL	T15 Torque 3,5Nm (Max)	M 4x8	2.0 mm
			P (5xD)	249	189	162		●		○		○ IDP 271				
			H (7xD)	303	243	216		○		○		○ IDP 272				
			L (10XD)	384	324	297		○		○		○ IDP 273				
												○ IDP 274				
ø 27.5 ~ø 27.9	**YTDI 275 ☐ FSL** KRUZ 275 ☐ FSL	32.0	T (3xD)	197	137	110	39	●		○		● **IDP 275**	CS 260-275 SL	T15 Torque 3,5Nm (Max)	M 4x8	2.0 mm
			P (5xD)	252	192	165		●		○		○ IDP 276				
			H (7xD)	307	247	220		○		○		○ IDP 277				
			L (10XD)	390	330	303		○		○		○ IDP 278				
												○ IDP 279				
ø 28.0 ~ø 28.4	**YTDI 280 ☐ FSL** KRUZ 280 ☐ FSL	32.0	T (3xD)	200	140	112	39	●		○		● **IDP 280**	CS 280-295 SL	T15 Torque 3,5Nm (Max)	M 4x8	2.0 mm
			P (5xD)	256	196	168		●		○		○ IDP 281				
			H (7xD)	312	252	224		○		○		○ IDP 282				
			L (10XD)	396	336	308		○		○		○ IDP 283				
												○ IDP 284				

● **Disponibile - *Lieferbar* - On stock** ○ A richiesta - *Auf Anfrage* - On request

KRUZ-FSL, YTDI-FSL Flange body & Carbide insert

Hole size range	Body Code No.	Shank Size (Ød)	Cutting depth (Length x 40)	L1	L2	L3	Flanged dia. (ØFd)	YTDI STOCK	YTDI Pricelist on request	KRUZ STOCK	KRUZ Pricelist on request	IDP	Cap Screw	Torx driver	Set Screw	L-wrench
ø 28.5 ~ø 28.9	**YTDI 285 ☐ FSL** KRUZ 285 ☐ FSL	32.0	T (3xD) P (5xD) H (7xD) L (10XD)	202 259 316 402	142 199 256 342	114 171 228 314	39	● ● ○ ○		○ ○ ○ ○		● **IDP 285** ○ IDP 286 ○ IDP 287 ○ IDP 288 ○ IDP 289	CS 280-295 SL	T15 Torque 3.5Nm (Max)	M 4x8	2.0 mm
ø 29.0 ~ø 29.4	**YTDI 290 ☐ FSL** KRUZ 290 ☐ FSL	32.0	T (3xD) P (5xD) H (7xD) L (10XD)	205 263 321 408	145 203 261 348	116 174 232 319	39	● ● ○ ○		○ ○ ○ ○		● **IDP 290** ○ IDP 291 ○ IDP 292 ○ IDP 293 ○ IDP 294	CS 280-295 SL	T15 Torque 3.5Nm (Max)	M 4x8	2.0 mm
ø 29.5 ~ø 29.9	**YTDI 295 ☐ FSL** KRUZ 295 ☐ FSL	32.0	T (3xD) P (5xD) H (7xD) L (10XD)	207 266 325 414	147 206 265 354	118 177 236 325	39	● ● ○ ○		○ ○ ○ ○		● **IDP 295** ○ IDP 296 ○ IDP 297 ○ IDP 298 ○ IDP 299	CS 280-295 SL	T15 Torque 3.5Nm (Max)	M 4x8	2.0 mm
ø 30.0 ~ø 30.4	**YTDI 300 ☐ FSL** KRUZ 300 ☐ FSL	32.0	T (3xD) P (5xD) H (7xD) L (10XD)	209 269 329 419	149 209 269 359	120 180 240 330	39	● ● ○ ○		○ ○ ○ ○		● **IDP 300** ○ IDP 301 ○ IDP 302 ○ IDP 303 ○ IDP 304	CS 300-315 SL	T20 Torque 4.0 Nm (Max)	M 4x8	2.0 mm
ø 30.5 ~ø 30.9	**YTDI 305 ☐ FSL** KRUZ 305 ☐ FSL	32.0	T (3xD) P (5xD) H (7xD) L (10XD)	212 273 334 426	152 213 274 366	122 183 244 336	39	● ● ○ ○		○ ○ ○ ○		○ IDP 305 ○ IDP 306 ○ IDP 307 ○ IDP 308 ○ IDP 309	CS 300-315 SL	T20 Torque 4.0 Nm (Max)	M 4x8	2.0 mm
ø 31.0 ~ø 31.4	**YTDI 310 ☐ FSL** KRUZ 310 ☐ FSL	32.0	T (3xD) P (5xD) H (7xD) L (10XD)	214 276 338 431	154 216 278 371	124 186 248 341	39	● ● ○ ○		○ ○ ○ ○		○ IDP 310 ○ IDP 311 ○ IDP 312 ○ IDP 313 ○ IDP 314	CS 300-315 SL	T20 Torque 4.0 Nm (Max)	M 5x10	2.5 mm
ø 31.5 ~ø 31.9	**YTDI 315 ☐ FSL** KRUZ 315 ☐ FSL	32.0	T (3xD) P (5xD) H (7xD) L (10XD)	217 280 343 438	157 220 283 378	126 189 252 347	39	● ● ○ ○		○ ○ ○ ○		○ IDP 315 ○ IDP 316 ○ IDP 317 ○ IDP 318 ○ IDP 319	CS 300-315 SL	T20 Torque 4.0 Nm (Max)	M 5x10	2.5 mm
ø 32.0 ~ø 32.4	**YTDI 320 ☐ FSL** KRUZ 320 ☐ FSL	32.0	T (3xD) P (5xD) H (7xD) L (10XD)	219 283 347 443	159 223 287 383	128 192 256 352	39	● ● ○ ○		○ ○ ○ ○		○ IDP 320 ○ IDP 321 ○ IDP 322 ○ IDP 323 ○ IDP 324	CS 320-355 SL	T20 Torque 4.0 Nm (Max)	M 5x10	2.5 mm
ø 32.5 ~ø 32.9	**YTDI 325 ☐ FSL** KRUZ 325 ☐ FSL	32.0	T (3xD) P (5xD) H (7xD) L (10XD)	221 286 351 449	161 226 291 389	130 195 260 358	39	● ● ○ ○		○ ○ ○ ○		○ IDP 325 ○ IDP 326 ○ IDP 327 ○ IDP 328 ○ IDP 329	CS 320-355 SL	T20 Torque 4.0 Nm (Max)	M 5x10	2.5 mm
ø 33.0 ~ø 33.4	**YTDI 330 ☐ FSL** KRUZ 330 ☐ FSL	32.0	T (3xD) P (5xD) H (7xD) L (10XD)	224 290 356 455	164 230 296 395	132 198 264 363	39	● ● ○ ○		○ ○ ○ ○		○ IDP 330 ○ IDP 331 ○ IDP 332 ○ IDP 333 ○ IDP 334	CS 320-355 SL	T20 Torque 4.0 Nm (Max)	M 5x10	2.5 mm
ø 33.5 ~ø 33.9	**YTDI 335 ☐ FSL** KRUZ 335 ☐ FSL	32.0	T (3xD) P (5xD) H (7xD) L (10XD)	226 293 360 461	166 233 300 401	134 201 268 369	39	● ● ○ ○		○ ○ ○ ○		○ IDP 335 ○ IDP 336 ○ IDP 337 ○ IDP 338 ○ IDP 339	CS 320-355 SL	T20 Torque 4.0 Nm (Max)	M 5x10	2.5 mm
ø 34.0 ~ø 34.4	**YTDI 340 ☐ FSL** KRUZ 340 ☐ FSL	40.0	T (3xD) P (5xD) H (7xD) L (10XD)	239 307 375 477	169 237 305 407	136 204 272 374	55	● ● ○ ○		○ ○ ○ ○		○ IDP 340 ○ IDP 341 ○ IDP 342 ○ IDP 343 ○ IDP 344	CS 320-355 SL	T20 Torque 4.0 Nm (Max)	M 5x10	2.5 mm
ø 34.5 ~ø 34.9	**YTDI 345 ☐ FSL** KRUZ 345 ☐ FSL	40.0	T (3xD) P (5xD) H (7xD) L (10XD)	241 310 379 483	171 240 309 413	138 207 276 380	55	○ ● ○ ○		○ ○ ○ ○		○ IDP 345 ○ IDP 346 ○ IDP 347 ○ IDP 348 ○ IDP 349	CS 320-355 SL	T20 Torque 4.0 Nm (Max)	M 5x10	2.5 mm
ø 35.0 ~ø 35.4	**YTDI 350 ☐ FSL** KRUZ 350 ☐ FSL	40.0	T (3xD) P (5xD) H (7xD) L (10XD)	243 313 383 488	173 243 313 418	140 210 280 385	55	○ ● ○ ○		○ ○ ○ ○		○ IDP 350 ○ IDP 351 ○ IDP 352 ○ IDP 353 ○ IDP 354	CS 320-355 SL	T20 Torque 4.0 Nm (Max)	M 5x10	2.5 mm
ø 35.5 ~ø 35.9	**YTDI 355 ☐ FSL** KRUZ 355 ☐ FSL	40.0	T (3xD) P (5xD) H (7xD) L (10XD)	246 317 388 495	176 247 318 425	142 213 284 391	55	○ ● ○ ○		○ ○ ○ ○		○ IDP 355 ○ IDP 356 ○ IDP 357 ○ IDP 358 ○ IDP 359	CS 320-355 SL	T20 Torque 4.0 Nm (Max)	M 5x10	2.5 mm
ø 36.0 ~ø 36.4	**YTDI 360 ☐ FSL** KRUZ 360 ☐ FSL	40.0	T (3xD) P (5xD) H (7xD) L (10XD)	248 320 392 500	178 250 322 430	144 216 288 396	55	○ ● ○ ○		○ ○ ○ ○		○ IDP 360 ○ IDP 361 ○ IDP 362 ○ IDP 363 ○ IDP 364	CS 360-395 SL	T20 Torque 4.0 Nm (Max)	M 5x10	2.5 mm

● **Disponibile - *Lieferbar* - On stock** ○ A richiesta - *Auf Anfrage* - On request

KRUZ-FSL, YTDI-FSL Flange body & Carbide insert

Hole size range	Body Code No.	Shank Size (Ød)	Cutting depth (Length x 40)	L1	L2	L3	Flanged dia. (ØFd)	YTDI STOCK	YTDI Pricelist on request	KRUZ STOCK	KRUZ Pricelist on request	IDP	Cap Screw	Torx driver	Set Screw	L-wrench
ø 36.5 ~ø 36.9	**YTDI 365 ☐ FSL** KRUZ 365 ☐ FSL	40.0	T (3xD)	251	181	146	55	○		○		○ IDP 365	CS 360-395 SL	T20 Torque 4.0Nm (Max)	M 5x10	2.5 mm
			P (5xD)	324	254	219		●		○		○ IDP 366				
			H (7xD)	397	327	292		○		○		○ IDP 367				
			L (10XD)	507	347	402		○		○		○ IDP 368				
												○ IDP 369				
ø 37.0 ~ø 37.4	**YTDI 370 ☐ FSL** KRUZ 370 ☐ FSL	40.0	T (3xD)	253	183	148	55	○		○		○ IDP 370	CS 360-395 SL	T20 Torque 4.0Nm (Max)	M 5x10	2.5 mm
			P (5xD)	327	257	222		●		○		○ IDP 371				
			H (7xD)	401	331	296		○		○		○ IDP 372				
			L (10XD)	512	442	407		○		○		○ IDP 373				
												○ IDP 374				
ø 37.5 ~ø 37.9	**YTDI 375 ☐ FSL** KRUZ 375 ☐ FSL	40.0	T (3xD)	255	185	150	55	○		○		○ IDP 375	CS 360-395 SL	T20 Torque 4.0Nm (Max)	M 5x10	2.5 mm
			P (5xD)	330	260	225		●		○		○ IDP 376				
			H (7xD)	405	335	300		○		○		○ IDP 377				
			L (10XD)	518	448	413		○		○		○ IDP 378				
												○ IDP 379				
ø 38.0 ~ø 38.4	**YTDI 380 ☐ FSL** KRUZ 380 ☐ FSL	40.0	T (3xD)	258	188	152	55	○		○		○ IDP 380	CS 360-395 SL	T20 Torque 4.0Nm (Max)	M 5x10	2.5 mm
			P (5xD)	334	264	228		●		○		○ IDP 381				
			H (7xD)	410	340	304		○		○		○ IDP 382				
			L (10XD)	524	454	418		○		○		○ IDP 383				
												○ IDP 384				
ø 38.5 ~ø 38.9	**YTDI 385 ☐ FSL** KRUZ 385 ☐ FSL	40.0	T (3xD)	260	196	154	55	○		○		○ IDP 385	CS 360-395 SL	T20 Torque 4.0Nm (Max)	M 5x10	2.5 mm
			P (5xD)	337	267	231		●		○		○ IDP 386				
			H (7xD)	414	344	308		○		○		○ IDP 387				
			L (10XD)	530	460	424		○		○		○ IDP 388				
												○ IDP 389				
ø 39.0 ~ø 39.4	**YTDI 390 ☐ FSL** KRUZ 390 ☐ FSL	40.0	T (3xD)	263	193	156	55	○		○		○ IDP 390	CS 360-395 SL	T20 Torque 4.0Nm (Max)	M 5x10	2.5 mm
			P (5xD)	341	271	234		●		○		○ IDP 391				
			H (7xD)	419	349	312		○		○		○ IDP 392				
			L (10XD)	536	466	429		○		○		○ IDP 393				
												○ IDP 394				
ø 39.5 ~ø 39.9	**YTDI 395 ☐ FSL** KRUZ 395 ☐ FSL	40.0	T (3xD)	265	195	158	55	○		○		○ IDP 395	CS 360-395 SL	T20 Torque 4.0Nm (Max)	M 5x10	2.5 mm
			P (5xD)	344	274	237		●		○		○ IDP 396				
			H (7xD)	423	353	316		○		○		○ IDP 397				
			L (10XD)	542	472	435		○		○		○ IDP 398				
												○ IDP 399				
ø 40.0 ~ø 40.4	**YTDI 400 ☐ FSL** KRUZ 400 ☐ FSL	40.0	T (3xD)	267	197	160	55	○		○		○ IDP 400	CS 400-445 SL	T20 Torque 4.0Nm (Max)	M 6x12	3.0 mm
			P (5xD)	347	277	240		●		○		○ IDP 401				
			H (7xD)	427	357	320		○		○		○ IDP 402				
			L (10XD)	547	477	440		○		○		○ IDP 403				
												○ IDP 404				
ø 40.5 ~ø 40.9	**YTDI 405 ☐ FSL** KRUZ 405 ☐ FSL	40.0	T (3xD)	270	200	162	55	○		○		○ IDP 405	CS 400-445 SL	T20 Torque 4.0Nm (Max)	M 6x12	3.0 mm
			P (5xD)	351	281	243		●		○		○ IDP 406				
			H (7xD)	432	362	324		○		○		○ IDP 407				
			L (10XD)	554	484	446		○		○		○ IDP 408				
												○ IDP 409				
ø 41.0 ~ø 41.4	**YTDI 410 ☐ FSL** KRUZ 410 ☐ FSL	40.0	T (3xD)	272	202	164	55	○		○		○ IDP 410	CS 400-445 SL	T20 Torque 4.0 Nm (Max)	M 6x12	3.0 mm
			P (5xD)	354	284	246		●		○		○ IDP 411				
			H (7xD)	436	366	328		○		○		○ IDP 412				
			L (10XD)	559	489	451		○		○		○ IDP 413				
												○ IDP 414				
ø 41.5 ~ø 41.9	**YTDI 415 ☐ FSL** KRUZ 415 ☐ FSL	40.0	T (3xD)	275	205	166	55	○		○		○ IDP 415	CS 400-445 SL	T20 Torque 4.0 Nm (Max)	M 6x12	3.0 mm
			P (5xD)	358	288	249		●		○		○ IDP 416				
			H (7xD)	441	371	332		○		○		○ IDP 417				
			L (10XD)	566	496	457		○		○		○ IDP 418				
												○ IDP 419				
ø 42.0 ~ø 42.4	**YTDI 420 ☐ FSL** KRUZ 420 ☐ FSL	40.0	T (3xD)	277	207	168	55	○		○		○ IDP 420	CS 400-445 SL	T20 Torque 4.0 Nm (Max)	M 6x12	3.0 mm
			P (5xD)	361	291	252		●		○		○ IDP 421				
			H (7xD)	445	375	336		○		○		○ IDP 422				
			L (10XD)	571	501	462		○		○		○ IDP 423				
												○ IDP 424				
ø 42.5 ~ø 42.9	**YTDI 425 ☐ FSL** KRUZ 425 ☐ FSL	40.0	T (3xD)	279	209	170	55	○		○		○ IDP 425	CS 400-445 SL	T20 Torque 4.0 Nm (Max)	M 6x12	3.0 mm
			P (5xD)	364	294	255		○		○		○ IDP 426				
			H (7xD)	449	379	340		○		○		○ IDP 427				
			L (10XD)	577	507	468		○		○		○ IDP 428				
												○ IDP 429				
ø 43.0 ~ø 43.4	**YTDI 430 ☐ FSL** KRUZ 430 ☐ FSL	40.0	T (3xD)	282	212	172	55	○		○		○ IDP 430	CS 400-445 SL	T20 Torque 4.0 Nm (Max)	M 6x12	3.0 mm
			P (5xD)	368	298	258		○		○		○ IDP 431				
			H (7xD)	454	384	344		○		○		○ IDP 432				
			L (10XD)	583	513	473		○		○		○ IDP 433				
												○ IDP 434				
ø 43.5 ~ø 43.9	**YTDI 435 ☐ FSL** KRUZ 435 ☐ FSL	40.0	T (3xD)	284	214	174	55	○		○		○ IDP 435	CS 400-445 SL	T20 Torque 4.0 Nm (Max)	M 6x12	3.0 mm
			P (5xD)	371	301	261		○		○		○ IDP 436				
			H (7xD)	458	388	348		○		○		○ IDP 437				
			L (10XD)	589	519	479		○		○		○ IDP 438				
												○ IDP 439				
ø 44.0 ~ø 44.4	**YTDI 440 ☐ FSL** KRUZ 440 ☐ FSL	40.0	T (3xD)	287	217	176	55	○		○		○ IDP 440	CS 400-445 SL	T20 Torque 4.0 Nm (Max)	M 6x12	3.0 mm
			P (5xD)	375	305	264		○		○		○ IDP 441				
			H (7xD)	463	393	352		○		○		○ IDP 442				
			L (10XD)	595	525	484		○		○		○ IDP 443				
												○ IDP 444				

● **Disponibile - *Lieferbar* - On stock** ○ A richiesta - *Auf Anfrage* - On request

KRUZ-FSL, YTDI-FSL Flange body & Carbide insert

Hole size range	Body Code No.	Shank Size (Ød)	Cutting depth (Length x 40)	L1	L2	L3	Flanged dia. (ØFd)	YTDI STOCK	YTDI Pricelist on request	KRUZ STOCK	KRUZ Pricelist on request	IDP	Cap Screw	Torx driver	Set Screw	L-wrench
ø 44.5 ~ø 44.9	**YTDI 445 ☐ FSL** KRUZ 445 ☐ FSL	40.0	T (3xD)	289	219	178	55	O		O		O IDP 445	CS 400-445 SL	T20 Torque 4.0Nm (Max)	M 6x12	3.0 mm
			P (5xD)	378	308	267		O		O		O IDP 446				
			H (7xD)	467	397	356		O		O		O IDP 447				
			L (10XD)	601	531	490		O		O		O IDP 448				
												O IDP 449				
ø 45.0 ~ø 45.4	**YTDI 450 ☐ FSL** KRUZ 450 ☐ FSL	40.0	T (3xD)	291	221	180	55	O		O		O IDP 450	CS 450-500 SL	T20 Torque 4.0Nm (Max)	M 6x12	3.0 mm
			P (5xD)	381	311	270		O		O		O IDP 451				
			H (7xD)	471	401	360		O		O		O IDP 452				
			L (10XD)	606	536	495		O		O		O IDP 453				
												O IDP 454				
ø 45.5 ~ø 45.9	**YTDI 455 ☐ FSL** KRUZ 455 ☐ FSL	40.0	T (3xD)	294	224	182	55	O		O		O IDP 455	CS 450-500 SL	T20 Torque 4.0Nm (Max)	M 6x12	3.0 mm
			P (5xD)	385	315	273		O		O		O IDP 456				
			H (7xD)	476	406	364		O		O		O IDP 457				
			L (10XD)	613	543	501		O		O		O IDP 458				
												O IDP 459				
ø 46.0 ~ø 46.4	**YTDI 460 ☐ FSL** KRUZ 460 ☐ FSL	40.0	T (3xD)	296	226	184	55	O		O		O IDP 460	CS 450-500 SL	T20 Torque 4.0Nm (Max)	M 6x12	3.0 mm
			P (5xD)	388	318	276		O		O		O IDP 461				
			H (7xD)	480	410	368		O		O		O IDP 462				
			L (10XD)	618	548	506		O		O		O IDP 463				
												O IDP 464				
ø 46.5 ~ø 46.9	**YTDI 465 ☐ FSL** KRUZ 465 ☐ FSL	40.0	T (3xD)	299	229	186	55	O		O		O IDP 465	CS 450-500 SL	T20 Torque 4.0Nm (Max)	M 6x12	3.0 mm
			P (5xD)	392	322	279		O		O		O IDP 466				
			H (7xD)	485	415	372		O		O		O IDP 467				
			L (10XD)	625	555	512		O		O		O IDP 468				
												O IDP 469				
ø 47.0 ~ø 47.4	**YTDI 470 ☐ FSL** KRUZ 470 ☐ FSL	40.0	T (3xD)	301	231	188	55	O		O		O IDP 470	CS 450-500 SL	T20 Torque 4.0Nm (Max)	M 6x12	3.0 mm
			P (5xD)	395	325	282		O		O		O IDP 471				
			H (7xD)	489	419	376		O		O		O IDP 472				
			L (10XD)	630	560	517		O		O		O IDP 473				
												O IDP 474				
ø 47.5 ~ø 47.9	**YTDI 475 ☐ FSL** KRUZ 475 ☐ FSL	40.0	T (3xD)	303	233	190	55	O		O		O IDP 475	CS 450-500 SL	T20 Torque 4.0Nm (Max)	M 6x12	3.0 mm
			P (5xD)	398	328	285		O		O		O IDP 476				
			H (7xD)	493	423	380		O		O		O IDP 477				
			L (10XD)	636	566	523		O		O		O IDP 478				
												O IDP 479				
ø 48.0 ~ø 48.4	**YTDI 480 ☐ FSL** KRUZ 480 ☐ FSL	40.0	T (3xD)	306	236	192	55	O		O		O IDP 480	CS 450-500 SL	T20 Torque 4.0Nm (Max)	M 6x12	3.0 mmv
			P (5xD)	402	332	288		O		O		O IDP 481				
			H (7xD)	498	428	384		O		O		O IDP 482				
			L (10XD)	642	572	528		O		O		O IDP 483				
												O IDP 484				
ø 48.5 ~ø 48.9	**YTDI 485 ☐ FSL** KRUZ 485 ☐ FSL	40.0	T (3xD)	308	238	194	55	O		O		O IDP 485	CS 450-500 SL	T20 Torque 4.0Nm (Max)	M 6x12	3.0 mm
			P (5xD)	405	335	291		O		O		O IDP 486				
			H (7xD)	502	432	388		O		O		O IDP 487				
			L (10XD)	648	578	534		O		O		O IDP 488				
												O IDP 489				
ø 49.0 ~ø 49.4	**YTDI 490 ☐ FSL** KRUZ 490 ☐ FSL	40.0	T (3xD)	311	241	196	55	O		O		O IDP 490	CS 450-500 SL	T20 Torque 4.0Nm (Max)	M 6x12	3.0 mm
			P (5xD)	409	339	294		O		O		O IDP 491				
			H (7xD)	507	437	392		O		O		O IDP 492				
			L (10XD)	654	584	539		O		O		O IDP 493				
												O IDP 494				
ø 49.5 ~ø 49.9	**YTDI 495 ☐ FSL** KRUZ 495 ☐ FSL	40.0	T (3xD)	313	243	198	55	O		O		O IDP 495	CS 450-500 SL	T20 Torque 4.0Nm (Max)	M 6x12	3.0 mm
			P (5xD)	412	342	297		O		O		O IDP 496				
			H (7xD)	511	441	396		O		O		O IDP 497				
			L (10XD)	660	590	545		O		O		O IDP 498				
												O IDP 499				
ø 50.0 ~ø 50.4	**YTDI 500 ☐ FSL** KRUZ 500 ☐ FSL	40.0	T (3xD)	315	245	200	55	O		O		O IDP 500	CS 450-500 SL	T20 Torque 4.0Nm (Max)	M 6x12	3.0 mm
			P (5xD)	415	345	300		O		O		O IDP 501				
			H (7xD)	515	445	400		O		O		O IDP 502				
			L (10XD)	665	595	550		O		O		O IDP 503				
												O IDP 504				

KRUZ-FSL Drills, Cutting Speed Recommendation

Material group		DRILL. DIAM ø 8~16 mm Speed (m/min)	ø 8~16 mm Feed (mm/rev)	ø 16~25 mm Speed (m/min)	ø 16~25 mm Feed (mm/rev)	ø 25~32 mm Speed (m/min)	ø 25~32 mm Feed (mm/rev)	ø 32~40 mm Speed (m/min)	ø 32~40 mm Feed (mm/rev)	ø 40~50 mm Speed (m/min)	ø 40~50 mm Feed (mm/rev)
		CONDITIONED									
Grey cast iron	(FC)	80~150	0.20~0.30	80~150	0.25~0.45	80~160	0.35~0.55	90~200	0.34~0.58	90~200	0.38~0.60
Nodular cast iron	(FCD)	80~140	0.15~0.25	80~140	0.22~0.45	80~150	0.32~0.52	90~180	0.35~0.62	90~200	0.38~0.60
Carbon steel	(S45C)	80~140	0.15~0.30	80~140	0.16~0.40	80~150	0.20~0.40	80~150	0.22~0.48	80~160	0.25~0.54
Alloy steel	(SCM440)	70~140	0.15~0.30	70~140	0.15~0.40	70~140	0.18~0.40	80~140	0.25~0.47	80~140	0.27~0.52
Hardened steel	(SKD11)	40~50	0.10~0.20	40~50	0.12~0.28	40~50	0.16~0.35	40~60	0.20~0.38	40~60	0.22~0.42
Stainless steel	(SUS)	30~40	0.10~0.20	35~50	0.10~0.22	35~50	0.15~0.28	40~55	0.18~0.30	40~55	0.22~0.32
Alluminium 13HB	(AL)	120~200	0.20~0.30	120~200	0.25~0.40	120~200	0.30~0.45	120~200	0.30~0.45	120~200	0.30~0.50

- This data is recommended for 3xDia, and should be reduced about 15-20% for 5xD, 7xD, 10xD drills.
- The data is normally suggested for oil-mist(MQL) coolant condition and also possible to run in other normal condition if machining environment like clamping etc. are secured in good.

● **Disponibile - *Lieferbar* - On stock** ○ A richiesta - *Auf Anfrage* - On request

SLIM CHUCK

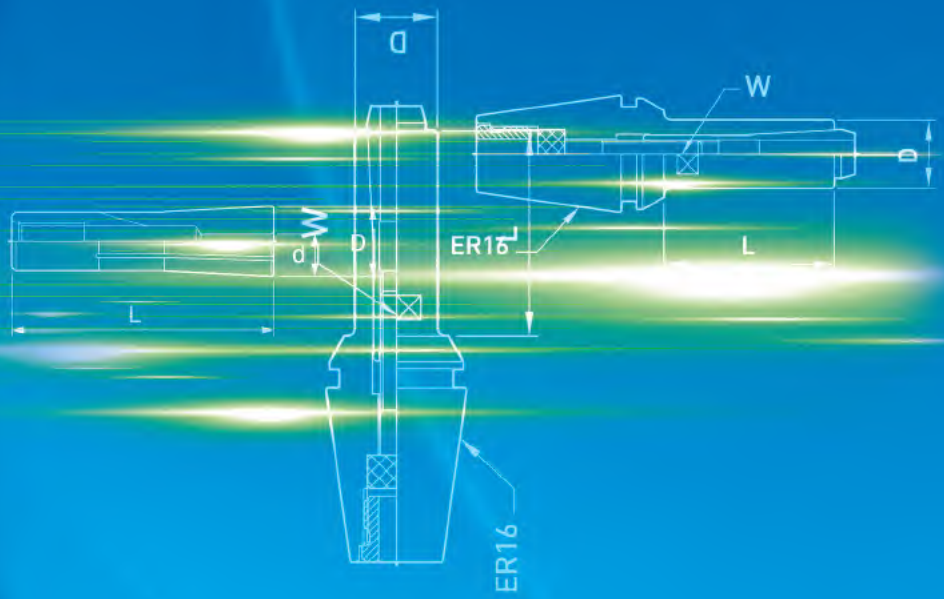

● **Disponibile - *Lieferbar* - On stock** ○ A richiesta - *Auf Anfrage* - On request

MANDRINO A PINZA SLIM CHUCK
SLIM CHUCK SPANNZANGENAUFNAHME _ SLIM CHUCK EXTENSION ADAPTOR

Mandrino a pinza progettato senza ghiera, parte da un diametro di 8.6mm. In questo modo si raggiunge l'effetto migliore nel processo di estensione.

Spannzangenaufnahme ohne Oberwurfmutter, mindest Durchmesser 8,6mm. In dieser Weise, erreicht man den besten Effekt mit der Verlëngerung.

Slim collet chuck designed without nut can get the smallest outside diameter of 8.6 mm. This can achieve the best effect on extended processing depth.

Fig. 1

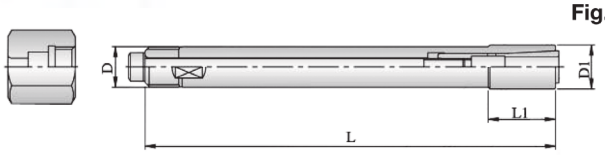

Fig. 2

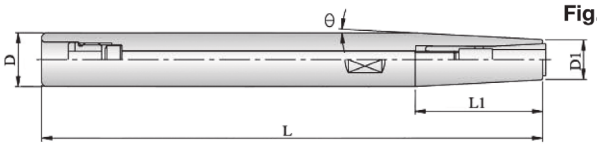

ST	Fig.	d	L	L1	D	D1	?	Pinza *Spannzange* Collet	Chiave *Schlussel* Spanner	Vite *Schraube* Screw	Bussola *Schraube* Stop Screw	Estrattore *Auszieaher* Stop Nut	STOCK	PRICELIST on
		(mm)												
ST10-DC4-90	1	2-4	90	14	10	9	-	DC4	30194-632(M3)	M4L70	-	TP-M8	O	
ST12-DC4-120	2	2-4	120	38	12	9	3°	DC4	30194-632(M3)	M4L85	OP-M8	-	O	
ST12-DC6-120	1	1-6	120	40	12	14	-	DC6	30194-643(M4)	M5L95	-	TP-M12	O	
ST16-DC6-150	2	1-6	150	35	16	14	3°	DC6	30194-643(M4)	M5L100	OP-M10	-	O	
ST20-DC6-200	2	1-6	200	70	20	14	3°	DC6	30194-643(M4)	M5L100	OP-M10	-	O	
ST25-DC6-250	2	1-6	250	115	25	14	3°	DC6	30194-644(M4)	M5L100	OP-M10	-	O	
ST20-DC8-200	2	3-8	200	50	20	19	2°	DC8	30194-652(M5)	-	OP-M12	-	O	

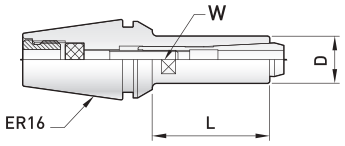

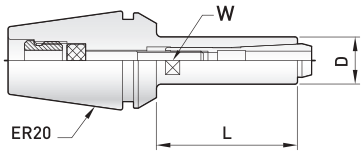

ER	d	L	D	W	Pinza *Spannzange* Collet	Chiave *Schlussel* Spanner	STOCK	PRICELIST on
		(mm)						
ER16-DC4-25	2-4	25	9	8	DC4	30194-632(M3)	O	
ER20-DC6-35	1-6	35	14	13	DC6	30194-643(M4)	O	

PINZE DC TIPO E
DC SPANNZANGEN TYPE E _ DC COLLETS TYPE E

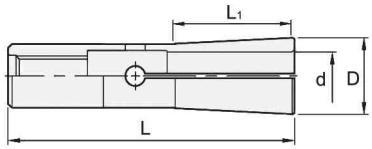

DC...E	d	L (mm)	D	W	STOCK
DC4-2E	2	31	10	7	O
DC4-3E	3	31	14	7	O
DC4-4E	4	31	14	7	O
DC6-3E	3	36	14	9,6	O
DC6-4E	4	36	14	9,6	O
DC6-6E	6	36	16	9,6	O
DC8-3E	3	45	15	15	O
DC8-4E	4	45	16	15	O
DC8-6E	6	45	24	15	O
DC8-8E	8	45	26	15	O

PINZE DC TIPO K
DDC SPANNZANGEN TYPE K _ DC COLLETS TYPE K

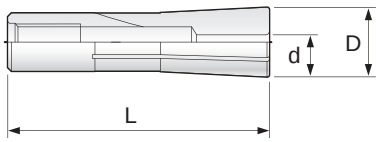

DC...K	d	(d) (mm)	L	D	STOCK
DC6-1.0K	1.0	0.9 ~ 1.0	36	9,6	O
DC6-1.1K	1.1	1.0 ~ 1.1	36	9,6	O
DC6-1.2K	1.2	1.1 ~ 1.2	36	9,6	O
DC6-1.3K	1.3	1.2 ~ 1.3	36	9,6	O
DC6-1.4K	1.4	1.3 ~ 1.4	36	9,6	O
DC6-1.5K	1.5	1.4 ~ 1.5	36	9,6	O
DC6-1.6K	1.6	1.5 ~ 1.6	36	9,6	O
DC6-1.7K	1.7	1.6 ~ 1.7	36	9,6	O
DC6-1.8K	1.8	1.7 ~ 1.8	36	9,6	O
DC6-1.9K	1.9	1.8 ~ 1.9	36	9,6	O

● **Disponibile - *Lieferbar* - On stock** O A richiesta - *Auf Anfrage* - On request

SET DC SLIM CHUCK- MANDRINO + PINZE _ *SET DC SLIM CHUCK - AUFNAHME + SPANNZANGEN*
SET OF DC SLIM CHUCK EXTENSION ADAPTOR + COLLETS

DC4	Contenuto set - *Inhalt des Sets* - Set contents				
	Mandrino *Aufnahme* Collet Chuck	Pinza *Spannzange* Collet	Chiave (A) *Schlussel (A)* Spanner (A)	Chiave (B) *Schlussel (B)* Spanner (B)	STOCK
SST10-DC4-90	ST10-DC4-90	DC4-2E x 1 pc DC4-3E x 1 pc DC4-4E x 1 pc	30194-002	30194-632	O
SST12-DC4-120	ST12-DC4-120				O

DC6	Contenuto set - *Inhalt des Sets* - Set contents				
	Mandrino *Aufnahme* Collet Chuck	Pinza *Spannzange* Collet	Chiave (A) *Schlussel (A)* Spanner (A)	Chiave (B) *Schlussel (B)* Spanner (B)	STOCK
SST12-DC6-120	ST12-DC6-120	DC6-3E x 1 pc DC6-4E x 1 pc DC6-6E x 1 pc	30194-002	30194-643	O
SST16-DC6-150	ST16-DC6-150				O

Chiave (A) *Schlussel (A)* Spanner (A)



CODICE ORDINE *Bestell-Nr.* Order No.
30194-002

Chiave (B) *Schlussel (B)* Spanner (B)

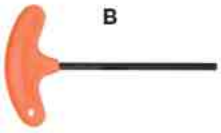

CODICE ORDINE *Bestell-Nr.* Order No.	mm	L
30194-632	3	100
30194-643	4	150
30194-644	4	200
30194-652	5	100

Vite *Schraube* Screw

CODICE ORDINE *Bestell-Nr.* Order No.	Filetto *Gewinde* Thread	L
M4L70	M4	70
M4L85	M4	85
M5L95	M5	95
M5L100	M5	100

Bussola *Schraube* Stop Screw

CODICE ORDINE *Bestell-Nr.* Order No.	Filetto *Gewinde* Thread
OP-M8	M8(L)
OP-M10	M10(L)
OP-M12	M12(L)
OP-M16	M16(L)

Il filetto della bussola è sinistro
Die Gewinde der Schraube ist links
Thread of stop screw is leftward

Estrattore *Auszieher* Stop Nut

CODICE ORDINE *Bestell-Nr.* Order No.	Filetto *Gewinde* Thread
TP-M8	M8(L)
TP-M12	M12(L)

Il filetto della bussola è sinistro
Die Gewinde der Schraube ist links
Thread of stop screw is leftward

● **Disponibile - *Lieferbar* - On stock** O A richiesta - *Auf Anfrage* - On request

● **Disponibile - *Lieferbar* - On stock** ○ A richiesta - *Auf Anfrage* - On request

INSERTS



● **Disponibile - *Lieferbar* - On stock** ○ A richiesta - *Auf Anfrage* - On request

CODICE ORDINE Bestell-Nr. Order No.	FIGURA Form Figure	(mm) l	d	s	d1	r	DENOMINAZIONE Bezeichnung Designation	NON RIVESTITI Unbeschichte Uncoated k15	P25	P40	RIVESTITI Beschichtet Coated P200	P300	K300	K400	TIN PVD	TIALN PVD
APMX	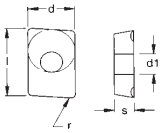	6,3	3,65	2,15	2,05	1	APMX 060210 MPH							●		
APKT... PDTR-K	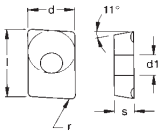	6,4	3,65	2,15	2	0,4	APKT 060204 PDTR-K							●		
APKT... PDER-S	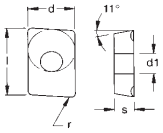	6,4	3,7	2,17	2	0,4	APKT 060204 PDER-S				○	○	○			
		6	3,64	2,15	2,05	2,0	APKT 060220 PDER-S				○	○	○			
		10,5	6,7	3,5	2,8	0,4	APKT 1003 PDER-S				●	●	●			
		17	9,5	5,30	4,5	0,8	APKT 1604 PDER-S				●	●	●			
APKT... PDR-M	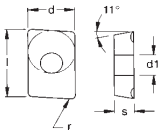	10	6,7	3,5	3,2	0,5	APKT 1003 PDR-M							●		
		16,3	9,5	5,26	4,4	0,9	APKT 1604 PDR-M							●		
APKT... PDFR... ALU	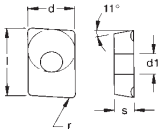	10,5	6,7	3,5	2,8	0,4	APKT 1003 PDFR-R04 ALU	●								
		17	9,45	5,26	4,4	0,4	APKT 1604 PDFR-R04 ALU	●								
		17	9,45	5,26	4,4	0,8	APKT 1604 PDFR-R08 ALU	●								
APPT... MM	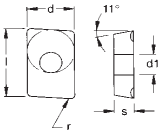	10,5	6,7	3,50	2,8	0,8	APPT 100308 PDSR-MM							●		
		16,5	9,5	5,26	4,5	0,8	APPT 160408 PDSR-MM							●		
APHX... ALU	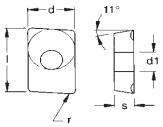	10,3	6,35	3,18	2,8	0,4	APHX 1003 FR-ALU	●								
		17	9,52	4,76	4,4	0,2	APHX 1604 FR-ALU	●								
		16	9,52	4,76	4,4	0,8	APHX 1604 PDR-ALU	●								
APHT...	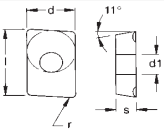	10,3	6,35	3,18	2,8	0,4	APHT 100304	●	●	●					●	●
		16	9,52	4,76	4,4	0,8	APHT 1604 PDR	●	●	●					●	●
NEW XECX	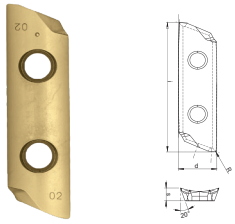	**37**	**11,9**	**3,97**	**4,8**	**0,2**	**XECX 32T302**								●	
		37	**11,9**	**3,97**	**4,8**	**2,0**	**XECX 32T320**								○	
		37	**11,9**	**3,97**	**4,8**	**3,0**	**XECX 32T330**								○	
		37	**11,9**	**3,97**	**4,8**	**4,0**	**XECX 32T340**								○	
		37	**11,9**	**3,97**	**4,8**	**5,0**	**XECX 32T350**								○	

● **Disponibile - *Lieferbar* - On stock** ○ A richiesta - *Auf Anfrage* - On request

INSERTI PER FRESATURA _ *WENDEPLATTEN ZUM FRÄSEN* _ MILLING INSERTS

CODICE ORDINE Bestell-Nr. Order No.	FIGURA Form Figure	(mm) l	d	s	d1	r	DENOMINAZIONE Bezeichnung Designation	NON RIVESTITI Unbeschichte Uncoated k15	P25	P40	RIVESTITI Beschichtet Coated P200	P300	K300	K400	TIN PVD	TIALN PVD
 **RDHT... ALU**	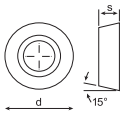	-	5	1,59	-	-	RDHT 0501MOF ALU	●								
		-	7	2,38	-	-	RDHT 0702MOF ALU	●								
		-	10	3,18	-	-	RDHT 1003MOF ALU	●								
		-	12	3,97	-	-	RDHT 12T3MOF ALU	●								
		-	16	4,76	-	-	RDHT 1604MOF ALU	●								
 **RDKW**	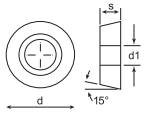 20°	-	5	1,5	2,2	-	RDKW 0501MOS-MP							●		
		-	7	2,38	2,7	-	RDKW 0702MOS-MP							●		
		-	10	3,18	3,9	-	RDKW 1003MOS-MP							●		
		-	12	3,97	3,9	-	RDKW 12T3MOS-MP							●		
		-	16	4,76	5,2	-	RDKW 1604MOS-MP							●		
SDMT... 69	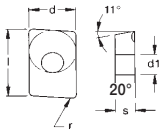	12,7	12,7	5	4,4	0,8	SDMT 1205 PDR.69	●	●	●					●	●
SDHT	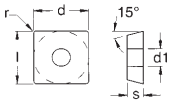	12,7	12,7	4,76	5,5	-	SDHT 1204 AFTN							●		
SEKT	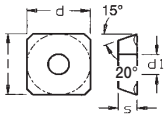	12,7	12,7	4,76	5,5	-	SEKT 1204 AFTN							●		
 **SEHX 1204 ALU**	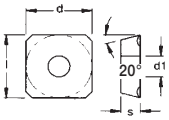	12,7	12,7	4,76	5,5	-	SEHX 1204 ALU	●								
SEKR	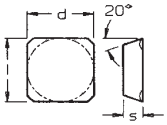	12,7	12,7	3,18	-	-	SEKR 1203 AFTN							●		
SEHX 13T3 ALU	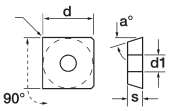	13,4	13,4	3,97	4,1	1,5	SEHX 13T3 ALU	●								
SEHT 13T3	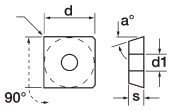	13,4	13,4	3,97	4,1	1,5	SEHT 13T3				●	●	●			

● **Disponibile - *Lieferbar* - On stock** ○ A richiesta - *Auf Anfrage* - On request

CODICE ORDINE Bestell-Nr. Order No.	FIGURA Form Figure	(mm) l	d	s	d1	r	DENOMINAZIONE Bezeichnung Designation	NON RIVESTITI Unbeschichte Uncoated k15	P25	P40	RIVESTITI Beschichtet Coated P200	P300	K300	K400	TIN PVD	TIALN PVD
 SNHX	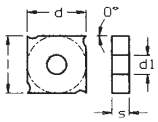	11	11	2,3	4,4	-	SNHX 1102T	●	●						●	●
		11	11	2,7	4,4	-	SNHX 1103T	●	●						●	●
		12,7	12,7	3,2	5	-	SNHX 1203T	●	●						●	●
		12,7	12,7	5,4	5	-	SNHX 1205T	●	●						●	●
 SNHX... ALU	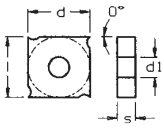	11	11	2,3	4,4	-	SNHX 1102 ALU	●								
		11	11	2,7	4,4	-	SNHX 1103 ALU	●								
		12,7	12,7	3,2	5	-	SNHX 1203 ALU	●								
		12,7	12,7	5,4	5	-	SNHX 1205 ALU	●								
SNEX 1206 ALU	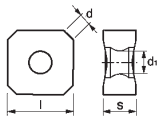	12,7	2,5	6,4	5,2	2,36	SNEX 1206 ANN-MA ALU	●								
SNKX 1206	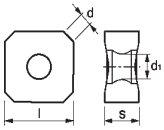	12,7	2,5	6,4	5,2	2,36	SNKX 1206 ANN-MM1							●		
SNMX 1206...MB1	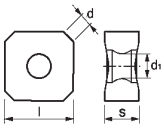	12,7	2,5	6,4	5,2	2,36	SNMX 1206 ANN-MB1				●	●	●			
SNMU	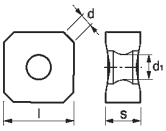	12,7	2,5	6,9	5,4	2,36	SNMU 1206 ANER				●	●	●			
ONMU	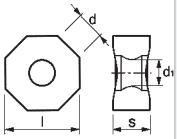	12,7	5,2	6	6	0,8	ONMU 1205 ANN MB				●	●	●			
LNEX...	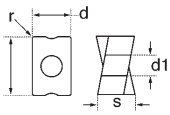	10	6,5	6,5	3,5	0,5	LNEX 100605 PNR-MA ALU	●								
		15	10	10	4,5	0,8	LNEX 151008 PNR-MA ALU	●								
LNKX...	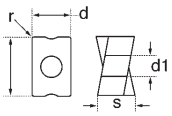	10	6,5	6,5	3,5	0,5	LNKX 100605 PNR-MM							●		
		15	10	10	4,5	0,8	LNKX 151008 PNR-MM							●		
LNMX...MB	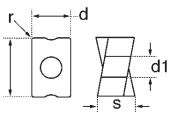	10	6,5	6,5	3,5	0,5	LNMX 100605 PNR-MB				●	●	●			
		15	10	10	4,5	0,8	LNMX 151008 PNR-MB				●	●	●			
SEEX	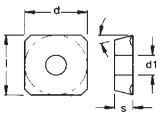	12,25	12,25	5,25	4,8	0,8	SEEX 12T408								●	

● **Disponibile - *Lieferbar* - On stock** ○ A richiesta - *Auf Anfrage* - On request

INSERTI PER FRESATURA _ *WENDEPLATTEN ZUM FRÄSEN* _ MILLING INSERTS

CODICE ORDINE Bestell-Nr. Order No.	FIGURA Form Figure	(mm) l	d	s	d1	r	DENOMINAZIONE Bezeichnung Designation	NON RIVESTITI Unbeschichte Uncoated k15	P25	P40	RIVESTITI Beschichtet Coated P200	P300	K300	K400	TIN PVD	TIALN PVD
 SPGT... ALU	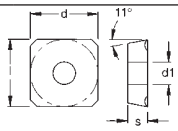	6,35	6,35	3,18	2,8	0,4	SPGT 060304 ALU	●								
		9,52	9,52	3,97	4,5	0,8	SPGT 09T308 ALU	●								
		12,7	12,7	4,76	5,5	0,8	SPGT 120408 ALU	●								
 SPMT	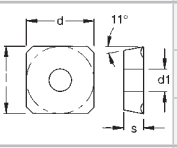	6,35	6,35	3,18	2,8	0,4	SPMT 060304							●		
		9,52	9,52	3,97	4,5	0,8	SPMT 09T308							●		
		12,7	12,7	4,76	5,5	0,8	SPMT 120408							●		
NEW TCEX	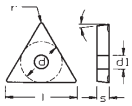	**13,4**	**7,94**	**3,97**	**3,9**	**0,2**	**TCEX 13T302**							●		
TCMX	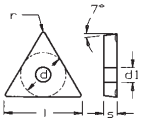	16,5	9,52	3,97	4,4	0,4	TCMX 16T3 ZR								●	
TCMX	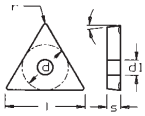	16,5	9,52	3,97	4,4	0,8	TCMX 16T308 ZR									●
 TCGX	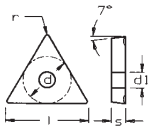	16,5	9,52	3,97	4,4	0,4	TCGX 163504							●		
 XNEX...	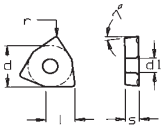	7,5	12,5	6,56	4,6	1,0	XNEX 080610-HF							●		
WNEU 04...	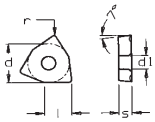	4	6,7	3,3	3,2	0,4	WNEU 040304-MB				●	●	●			
		4	6,7	3,3	3,2	0,8	WNEU 040308-MB				●	●	●			
WNEU 08... MB	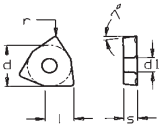	7,5	12,5	6,56	4,6	0,8	WNEU 080608-MB				●	●	●	●		
WNEU 08... MB	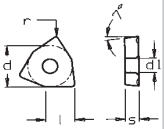	8	12,7	6,55	4,6	1,2	WNEU 080612-MB				○	○	○			
WNMU 08... MB	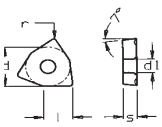	7,5	12,5	6,56	4,6	0,8	WNMU 080608-MB							●		
 WNEX	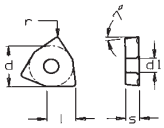	7,5	12,5	6,56	4,5	0,8	WNEX 080608-ALU	●								

● **Disponibile - *Lieferbar* - On stock** ○ A richiesta - *Auf Anfrage* - On request

CODICE ORDINE Bestell-Nr. Order No.	FIGURA Form Figure	(mm) l	d	s	d1	r	DENOMINAZIONE Bezeichnung Designation	NON RIVESTITI Unbeschichte Uncoated k15	P25	P40	RIVESTITI Beschichtet Coated P200	P300	K300	K400	TIN PVD	TIALN PVD	CERMET X99	X55
CPMT MINI	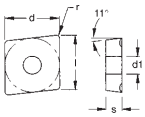	5,6	5,56	1,98	2,5	0,4	CPMT 05T104						●					
		5,6	5,56	1,98	2,5	0,2	CPMT 05T102 EN-PM1							●				
		5,6	5,56	1,98	2,5	0,2	CPMT 05T102 EN-PS2				○							
		5,6	5,56	1,98	2,5	0,4	CPMT 05T104 EN-PM1							●				
		5,6	5,56	1,98	2,5	0,4	CPMT 05T104 EN-PS2				○							
CPGT... ALU MINI	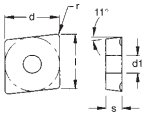	5,6	5,56	1,98	2,5	0,2	CPGT 05T102 FN-ALU	●										
		5,6	5,56	1,98	2,5	0,4	CPGT 05T104 FN-ALU	●										
CCMT	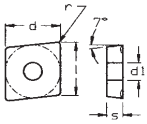	6,4	6,35	2,38	2,8	0,2	CCMT 060202							●				
		6,4	6,35	2,38	2,8	0,4	CCMT 060204							●				
		9,7	9,52	3,97	4,4	0,4	CCMT 09T304							●				
		9,7	9,52	3,97	4,4	0,8	CCMT 09T308							●				
		12,9	12,7	4,76	5,5	0,4	CCMT 120404							●				
		12,9	12,7	4,76	5,5	0,8	CCMT 120408							●				
CCGT MINI	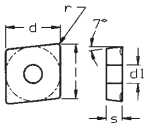	3,3	3,35	1,4	2,3	0,2	CCGT 030102 FN							●				
CCGT... ALU	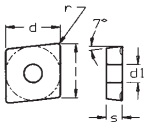	6,4	6,35	2,38	2,8	0,2	CCGT 060202-ALU	●										
		6,4	6,35	2,38	2,8	0,4	CCGT 060204-ALU	●										
		9,7	9,52	3,97	4,4	0,2	CCGT 09T302-ALU	●										
		9,7	9,52	3,97	4,4	0,4	CCGT 09T304-ALU	●										
		9,7	9,52	3,97	4,4	0,8	CCGT 09T308-ALU	●										
		12,9	12,7	4,76	5,5	0,2	CCGT 120402 ALU	●										
		12,9	12,7	4,76	5,5	0,4	CCGT 120404 ALU	●										
		12,9	12,7	4,76	5,5	0,8	CCGT 120408 ALU	●										
 CDGT MINI	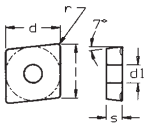	4,03	3,97	1	2,1	0,1	CDGT 040101 FN-ALU	●										
		4,03	3,97	1	2,1	0,2	CDGT 040102 FN-ALU	●										
		4,03	3,97	1	2,1	0,4	CDGT 040104 FN-ALU	●										
		4,03	3,97	1	2,1	0,2	CDGT 040102 FN							●				
		4,03	3,97	1	2,1	0,4	CDGT 040104 FN							●				
DCGT...ALU MINI	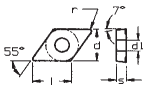	3,78	3,1	1,2	1,7	0,2	DCGT 04T002 FN-ALU	●										
DCGT...PM1 MINI	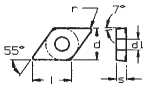	3,78	3,1	1,2	1,7	0,2	DCGT 04T002 EN-PM1							●				
 DCMT	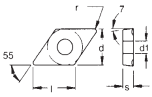	7,75	6,35	2,38	2,8	0,2	DCMT 070202							●				
		7,75	6,35	2,38	2,8	0,4	DCMT 070204							●				
		11,6	9,52	3,97	4,4	0,2	DCMT 11T302							●				
		11,6	9,52	3,97	4,4	0,4	DCMT 11T304							●				
		11,6	9,52	3,97	4,4	0,8	DCMT 11T308							●				
DCGT... ALU	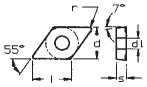	7,75	6,35	2,38	2,8	0,2	DCGT 070202-ALU	●										
		7,75	6,35	2,38	2,8	0,4	DCGT 070204 -ALU	●										
		11,6	9,52	3,97	4,4	0,2	DCGT 11T302-ALU	●										
		11,6	9,52	3,97	4,4	0,4	DCGT 11T304-ALU	●										
		11,6	9,52	3,97	4,4	0,8	DCGT 11T308-ALU	●										

● **Disponibile - *Lieferbar* - On stock** ○ A richiesta - *Auf Anfrage* - On request

INSERTI PER TORNITURA
WENDEPLATTEN ZUM DREHEN _ TURNING INSERTS

CODICE ORDINE Bestell-Nr. Order No.	FIGURA Form Figure	(mm) l	d	s	d1	r	DENOMINAZIONE Bezeichnung Designation	NON RIVESTITI Unbeschichte Uncoated k15	P25	P40	RIVESTITI Beschichtet Coated P200	P300	K300	K400	TIN PVD	TIALN PVD	CERMET X99	X55
SCMT	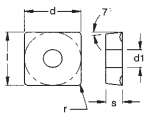	6,35	6,35	2,38	2,8	0,4	SCMT 060204							●				
		9,52	9,52	3,97	4,4	0,8	SCMT 09T308							●				
		12,7	12,7	4,76	5,5	0,8	SCMT120408							●				
SCGT... ALU	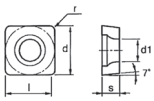	9,525	9,525	3,97	4,4	0,4	SCGT 09T304-ALU	●										
		9,525	9,525	3,97	4,4	0,8	SCGT 09T308-ALU	●										
		12,7	12,7	4,76	5,5	0,8	SCGT 120408-ALU	●										
TCMT	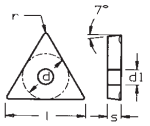	8,2	4,76	2,38	2,3	0,4	TCMT 080204							●				
		11	6,35	2,38	2,8	0,2	TCMT 110202							●				
		11	6,35	2,38	2,6	0,4	TCMT 110204							●				
		16	9,52	3,97	4,4	0,4	TCMT 16T304							●				
		18	9,52	3,97	4,4	0,8	TCMT 16T308							●				
TCGT... ALU	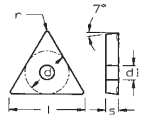	11	6,35	2,38	2,8	0,2	TCGT 110202-ALU	●										
		11	6,35	2,38	2,8	0,4	TCGT 110204-ALU	●										
		16,5	9,52	3,97	4,4	0,4	TCGT 16T304-ALU	●										
		16,5	9,52	3,97	4,4	0,8	TCGT 16T308 -ALU	●										
VBMT	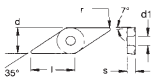	11,1	6,35	3,18	2,9	0,4	VBMT 110304							●				
		16,6	9,52	4,76	4,4	0,4	VBMT 160404							●				
		16,6	9,52	4,76	4,4	0,8	VBMT 160408							●				
VCGT...EN-PM1 MINI	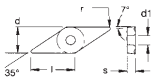	5,40	3,10	1,59	1,7	0,1	VCGT 050101 EN-PM1							○				
		5,40	3,10	1,59	1,7	0,2	VCGT 050102 EN-PM1							●				
 VCMT...EN-PM1 MINI	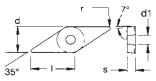	6,92	3,97	2,38	2,2	0,2	VCMT 070202 EN-PM1							●				
		6,92	3,97	2,38	2,2	0,4	VCMT 070204 EN-PM1							●				
VCMT	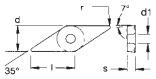	11,1	6,35	3,18	2,9	0,4	VCMT 110304							●				
		16,6	9,52	4,76	4,4	0,4	VCMT 160404							●				
		16,6	9,52	4,76	4,4	0,8	VCMT 160408							●				
VCGT...FN-ALU MINI	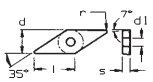	5,40	3,10	1,59	1,7	0,2	VCGT 050102 FN-ALU	●										
		6,92	3,97	2,38	2,2	0,1	VCGT 070201 FN-ALU	●										
		6,92	3,97	2,38	2,2	0,2	VCGT 070202 FN-ALU	●										
		6,92	3,97	2,38	2,2	0,4	VCGT 070204 FN-ALU	●										
VCGT... ALU	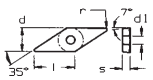	11,1	6,35	3,18	2,9	0,2	VCGT 110302-ALU	●										
		11,1	6,35	3,18	2,9	0,4	VCGT 110304-ALU	●										
		11,1	6,35	3,18	2,9	0,8	VCGT 110308-ALU	●										
		16,6	9,52	4,76	4,4	0,4	VCGT 160404-ALU	●										
		16,6	9,52	4,76	4,4	0,8	VCGT 160408-ALU	●										
 WCGT...ALU MINI	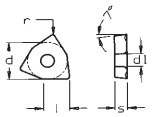	2,7	3,97	1,59	2,2	0,1	WCGT 020101 FN-ALU	●										
		2,7	3,97	1,59	2,2	0,2	WCGT 020102 FN-ALU	●										
 WCMT MINI	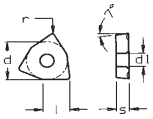	2,7	3,97	1,59	2,2	0,2	WCMT 020102											●
		2,7	3,97	1,59	2,2	0,4	WCMT 020104											●

● **Disponibile - *Lieferbar* - On stock** ○ A richiesta - *Auf Anfrage* - On request

INSERTI PER FORATURA
WENDEPLATTEN ZUM BOHREN _DRILLING INSERTS

CODICE ORDINE Bestell-Nr. Order No.	FIGURA Form Figure	(mm) l	d	s	d1	r	DENOMINAZIONE Bezeichnung Designation	NON RIVESTITI Unbeschichte Uncoated k15	P25	P40	RIVESTITI Beschichtet Coated P200	P300	K300	K400	TIN PVD	TIALN PVD
		4,0	6,35	1,59	2,25	0,2	WCHX 040102FN-BAL LW610	●								
		4,0	6,35	1,59	2,25	0,4	WCHX 040104FN-BAL LW610	●								
		5,0	7,93	1,98	2,80	0,2	WCHX 05T102FN-BAL LW610	●								
		5,0	7,93	1,98	2,80	0,4	WCHX 05T104FN-BAL LW610	●								
		5,5	8,93	2,38	2,80	0,2	WCHX 060202FN-BAL LW610	●								
		5,5	8,93	2,38	2,80	0,4	WCHX 060204FN-BAL LW610	●								
		7,5	12,00	3,18	3,40	0,4	WCHX 070304FN-BAL LW610	●								
		7,5	12,00	3,18	3,40	0,8	WCHX 070308FN-BAL LW610	●								
		9,0	14,29	3,18	4,40	0,4	WCHX 090304FN-BAL LW610	●								
		9,0	14,29	3,18	4,40	0,8	WCHX 090308FN-BAL LW610	●								
		10,0	15,87	3,97	5,90	0,4	WCHX 10T304FN-BAL LW610	●								
		10,0	15,87	3,97	5,90	0,8	WCHX 10T308FN-BAL LW610	●								
WCHX... LW610		13,0	21,00	5,56	7,00	0,8	WCHX 130508FN-BAL LW610	●								
		4,0	6,35	1,59	2,25	0,2	WCHX 040102EN-BFM LCP25T							●		
		4,0	6,35	1,59	2,25	0,4	WCHX 040104EN-BFM LCP25T							●		
		5,0	7,93	1,98	2,80	0,2	WCHX 05T102EN-BFM LCP25T							●		
		5,0	7,93	1,98	2,80	0,4	WCHX 05T104EN-BFM LCP25T							●		
		5,5	8,37	2,38	2,80	0,2	WCHX 060202EN-BFM LCP25T							●		
		5,5	8,37	2,38	2,80	0,4	WCHX 060204EN-BFM LCP25T							●		
		7,5	12,00	3,18	3,40	0,4	WCHX 070304EN-BFM LCP25T							●		
		7,5	12,00	3,18	3,40	0,8	WCHX 070308EN-BFM LCP25T							●		
		9,0	14,29	3,18	4,40	0,4	WCHX 090304EN-BFM LCP25T							●		
		9,0	14,29	3,18	4,40	0,8	WCHX 090308EN-BFM LCP25T							●		
		10,0	15,87	3,97	5,90	0,4	WCHX 10T304EN-BFM LCP25T							●		
		10,0	15,87	3,97	5,90	0,8	WCHX 10T308EN-BFM LCP25T							●		
WCHX... LCP25T		13,0	21,00	5,56	7,00	0,8	WCHX 130508EN-BFM LCP25T							●		
		4,0	6,35	1,59	2,25	0,2	WCHX 040102EN-BFM LCM45T					●				
		4,0	6,35	1,59	2,25	0,4	WCHX 040104EN-BFM LCM45T					●				
		5,0	7,93	1,98	2,80	0,2	WCHX 05T102EN-BFM LCM45T					●				
		5,0	7,93	1,98	2,80	0,4	WCHX 05T104EN-BFM LCM45T					●				
		5,5	8,93	2,38	2,80	0,2	WCHX 060202EN-BFM LCM45T					●				
		5,5	8,93	2,38	2,80	0,4	WCHX 060204EN-BFM LCM45T					●				
		7,5	12,00	3,18	3,40	0,4	WCHX 070304EN-BFM LCM45T					●				
		7,5	12,00	3,18	3,40	0,8	WCHX 070308EN-BFM LCM45T					●				
		9,0	14,29	3,18	4,40	0,4	WCHX 090304EN-BFM LCM45T					●				
		9,0	14,29	3,18	4,40	0,8	WCHX 090308EN-BFM LCM45T					●				
		10,0	15,87	3,97	5,90	0,4	WCHX 10T304EN-BFM LCM45T					●				
		10,0	15,87	3,97	5,90	0,8	WCHX 10T308EN-BFM LCM45T					●				
WCHX... LCM45T		13,0	21,00	5,56	7,00	0,8	WCHX 130508EN-BFM LCM45T					●				
		4,6	4,2	2,1	2,6	0,4	XPMT 042004					●	○			
		5,5	5,0	2,9	2,9	0,4	XPMT 052804					●	○			
		6,6	6,0	3,5	3,4	0,6	XPMT 063306					●	○			
		8,3	7,5	4,2	3,9	0,6	XPMT 074006					●	○			
		10,6	9,6	4,7	5,7	0,8	XPMT 094508					●	○			
		13,6	12,4	6,0	7,5	1,2	XPMT 125812					●	○			
XPMT...		16,7	15,2	7,0	9,5	1,2	XPMT 156812					●	○			
		4,6	4,2	2,1	2,6	0,4	XPMT 042004 ALU	○								
		5,5	5,0	2,9	2,9	0,4	XPMT 052804 ALU	○								
		6,6	6,0	3,5	3,4	0,6	XPMT 063306 ALU	○								
		8,3	7,5	4,2	3,9	0,6	XPMT 074006 ALU	○								
		10,6	9,6	4,7	5,7	0,8	XPMT 094508 ALU	○								
		13,6	12,4	6,0	7,5	1,2	XPMT 125812 ALU	○								
XPMT... ALU		16,7	15,2	7,0	9,5	1,2	XPMT 156812 ALU	○								

● **Disponibile - *Lieferbar* - On stock** ○ A richiesta - *Auf Anfrage* - On request

INSERTI CBN/PKD _ *CBN/PKD WENDEPLATTEN*_ CBN/PKD INSERTS

CODICE ORDINE Bestell-Nr. Order No.	(mm)					DENOMINAZIONE Bezeichnung Designation	NON RIVESTITI Unbeschichte Uncoated			RIVESTITI Beschichtet Coated						CERMET	
	l	d	s	d1	r		k15	P25	P40	P200	P300	K300	K400	TIN PVD	TIALN PVD	CBN	PKD
 **CDGW MINI**	--	--	--	--	--	CDGW 040101 FN CVD 2P											○
	--	--	--	--	--	CDGW 040101 H65-2C										○	
DCGW MINI	--	--	--	--	--	DCGW 04T001 FN CVD 2P											○
	--	--	--	--	--	DCGW 04T001 H65-2C										○	
VCGW MINI	--	--	--	--	--	VCGW 050101 FN CVD 2P											○
	--	--	--	--	--	VCGW 050101 H65-2C										○	
WCGW MINI	--	--	--	--	--	WCGW 020101 FN CVD 3P											○
	--	--	--	--	--	WCGW 020101 H65-3C										○	

● **Disponibile - *Lieferbar* - On stock** ○ A richiesta - *Auf Anfrage* - On request

CODICE ORDINE Bestell-Nr. Order No.	FIGURA Form Figure	(mm) l	d	s	d1	r	DENOMINAZIONE Bezeichnung Designation	NON RIVESTITI Unbeschichte Uncoated k15	P25	P40	RIVESTITI Beschichtet Coated P200	P300	K300	K400	TIN PVD	TIALN PVD	CERMET X99	X55
C22... GUX	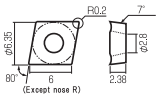	6,0	6,35	2,38	2,8	0,2	C22 GUX NK2020		o									
		6,0	6,35	2,38	2,8	0,2	C22 GUX NK5050								o			
C32... GUX	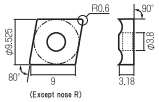	9,0	9,525	3,18	3,8	0,6	C32 GUX NK2020		o									
		9,0	9,525	3,18	3,8	0,6	C32 GUX NK5050								o			
 DCET 11X304	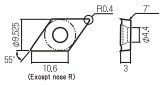	10,6	9,525	3,0	4,4	0,4	DCET 11X304								o			
T32GSR		16,5	9,525	3,18	3,8	0,4	T32GSR-1R NK2020		o							o		
		16,5	9,525	3,18	3,8	0,4	T32GSR-2R NK2020		o							o		
		16,5	9,525	3,18	3,8	0,4	T32GSR-3R NK2020		o							o		
N43GXR8	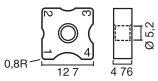	12,7	12,7	4,76	5,2	0,8	N43GXR8-1R NK2020		●							o		
		12,7	12,7	4,76	5,2	0,8	N43GXR8-2R NK2020		●							o		
		12,7	12,7	4,76	5,2	0,8	N43GXR8-3R NK2020		●							o		
		12,7	12,7	4,76	5,2	0,8	N43GXR8-4R NK2020		●							o		
		12,7	12,7	4,76	5,2	0,8	N43GXR8-5R NK2020		●							o		
		12,7	12,7	4,76	5,2	0,8	N43GXR8-1-2-3-4 NK2020		●							o		
N54GCR	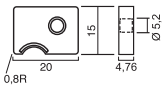	15/20	15/20	4,76	5,2	0,8	N54GCR-5R NK2020		o							o		
		15/20	15/20	4,5	5,2	0,8	N54GCR-6R NK2020		o							o		
		15/20	15/20	4,5	5,2	0,8	N54GCR-7R NK2020		o							o		
		15/20	15/20	4,76	5,2	0,8	N54GCR-8R NK2020		o							o		
		15/20	15/20	4,5	5,2	0,8	N54GCR-9R NK2020		o							o		
		15/20	15/20	4,76	5,2	0,8	N54GCR-10R NK2020		o							o		
TM32 GUR	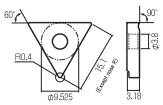	15,1	9,525	3,18	3,8	0,4	TM32 GUR HSS		o									
TM32 GSR	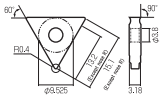	13,2	9,525	3,18	3,8	0,4	TM32 GSR HSS		o							o		
TXMT	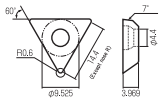	6,543	4,762	2,381	2,3	0,6	TXMT 080206	o								o		
		8,925	6,35	3,175	2,8	0,6	TXMT 110306	o								o		
		14,4	9,525	3,969	4,4	0,6	TXMT 16T306	o								o		
		25,0	15,875	5,556	5,5	0,6	TXMT 270506	o								o		

● **Disponibile - *Lieferbar* - On stock** o A richiesta - *Auf Anfrage* - On request

● **Disponibile - *Lieferbar* - On stock** ○ A richiesta - *Auf Anfrage* - On request

SPEED TIGER



● **Disponibile - *Lieferbar* - On stock** ○ A richiesta - *Auf Anfrage* - On request

SQUARE SERIES-LONG NECK-2 FLUTES

- Micro Grain Carbide
- WC=90 Co=10 HV30=1571 Rupture=3750N/mm² Grain Size=0.6 µm

PLUS | 600 Nano | HRC ▶55 | 35° | AlTiN

HRC ▲40 | HRC ▲45 | HRC ▲50 | HRC ▲55 | HRC ▲60 | HRC ▲65

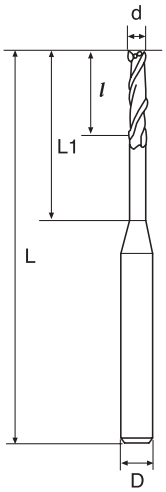

LNT	Diameter d	Flute Length l	Efficient Length L1	Full Length L	Shank Diameter D	Flutes Z	KG	STOCK
LNT05022 AlTiN	0.5	0.75	2	50	4	2	0,010	O
LNT05042 AlTiN	0.5	0.75	4	50	4	2	0,010	O
LNT05062 AlTiN	0.5	0.75	6	50	4	2	0,010	O
LNT06022 AlTiN	0.6	0.9	2	50	4	2	0,010	O
LNT06042 AlTiN	0.6	0.9	4	50	4	2	0,010	O
LNT06062 AlTiN	0.6	0.9	6	50	4	2	0,010	O
LNT07042 AlTiN	0.7	1.1	4	50	4	2	0,010	O
LNT07062 AlTiN	0.7	1.1	6	50	4	2	0,010	O
LNT08042 AlTiN	0.8	1.2	4	50	4	2	0,010	O
LNT08062 AlTiN	0.8	1.2	6	50	4	2	0,010	O
LNT08082 AlTiN	0.8	1.2	8	50	4	2	0,010	O
LNT09062 AlTiN	0.9	1.4	6	50	4	2	0,010	O
LNT09082 AlTiN	0.9	1.4	8	50	4	2	0,010	O
LNT09102 AlTiN	0.9	1.4	10	50	4	2	0,010	O
LNT10062 AlTiN	1	1.5	6	50	4	2	0,010	O
LNT10082 AlTiN	1	1.5	8	50	4	2	0,010	O
LNT10102 AlTiN	1	1.5	10	50	4	2	0,010	O
LNT10122 AlTiN	1	1.5	12	50	4	2	0,010	O
LNT10162 AlTiN	1	1.5	16	50	4	2	0,010	O
LNT12062 AlTiN	1.2	1.8	6	50	4	2	0,010	O
LNT12082 AlTiN	1.2	1.8	8	50	4	2	0,010	O
LNT12102 AlTiN	1.2	1.8	10	50	4	2	0,010	O
LNT12122 AlTiN	1.2	1.8	12	50	4	2	0,010	O
LNT14062 AlTiN	1.4	2.1	6	50	4	2	0,010	O
LNT14102 AlTiN	1.4	2.1	10	50	4	2	0,010	O
LNT14162 AlTiN	1.4	2.1	16	50	4	2	0,010	O
LNT15062 AlTiN	1.5	2.3	6	50	4	2	0,010	O
LNT15082 AlTiN	1.5	2.3	8	50	4	2	0,010	O
LNT15102 AlTiN	1.5	2.3	10	50	4	2	0,010	O
LNT15122 AlTiN	1.5	2.3	12	50	4	2	0,010	O
LNT15142 AlTiN	1.5	2.3	14	50	4	2	0,010	O
LNT15162 AlTiN	1.5	2.3	16	50	4	2	0,010	O
LNT15182 AlTiN	1.5	2.3	18	50	4	2	0,010	O
LNT15202 AlTiN	1.5	2.3	20	50	4	2	0,010	O
LNT16062 AlTiN	1.6	2.4	6	50	4	2	0,010	O
LNT16082 AlTiN	1.6	2.4	8	50	4	2	0,010	O
LNT16102 AlTiN	1.6	2.4	10	50	4	2	0,010	O
LNT16122 AlTiN	1.6	2.4	12	50	4	2	0,010	O

Application: ■ Recommend □ Suitable x Not Recommend

Carbon steel, Alloy steel	Pre-harden steel ~45HRC	High-hardened ~50HRC	~55HRC	~60HRC	~65HRC	Stainless steel	Copper alloy	Aluminun alloy
□	■	■	□	-	-	□	-	-

● **Disponibile - *Lieferbar* - On stock** O A richiesta - *Auf Anfrage* - On request

SQUARE SERIES-LONG NECK-2 FLUTES

- Micro Grain Carbide
- WC=90 Co=10 HV30=1571 Rupture=3750N/mm² Grain Size=0.6 µm

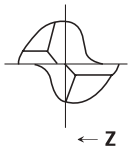

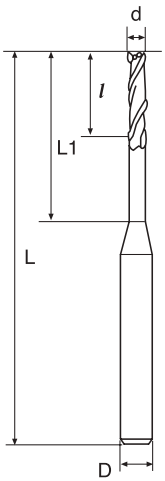

LNT	Diameter d	Flute Length l	Efficient Length L1	Full Length L	Shank Diameter D	Flutes Z	KG	STOCK
LNT16142 AlTiN	1.6	2.4	14	50	4	2	0,010	O
LNT16162 AlTiN	1.6	2.4	16	50	4	2	0,010	O
LNT16182 AlTiN	1.6	2.4	18	50	4	2	0,010	O
LNT18082 AlTiN	1.8	2.7	8	50	4	2	0,010	O
LNT18142 AlTiN	1.8	2.7	14	50	4	2	0,010	O
LNT18202 AlTiN	1.8	2.7	20	50	4	2	0,010	O
LNT20062 AlTiN	2	3	6	50	4	2	0,010	O
LNT20082 AlTiN	2	3	8	50	4	2	0,010	O
LNT20102 AlTiN	2	3	10	50	4	2	0,010	O
LNT20122 AlTiN	2	3	12	50	4	2	0,010	O
LNT20142 AlTiN	2	3	14	50	4	2	0,010	O
LNT20162 AlTiN	2	3	16	50	4	2	0,010	O
LNT20182 AlTiN	2	3	18	50	4	2	0,010	O
LNT20202 AlTiN	2	3	20	50	4	2	0,010	O
LNT25082 AlTiN	2.5	4	8	50	4	2	0,010	O
LNT25102 AlTiN	2.5	4	10	50	4	2	0,010	O
LNT25122 AlTiN	2.5	4	12	50	4	2	0,010	O
LNT25142 AlTiN	2.5	4	14	50	4	2	0,010	O
LNT25162 AlTiN	2.5	4	16	50	4	2	0,010	O
LNT25202 AlTiN	2.5	4	20	50	4	2	0,010	O
LNT30082 AlTiN	3	4.5	8	50	6	2	0,020	O
LNT30102 AlTiN	3	4.5	10	50	6	2	0,020	O
LNT30122 AlTiN	3	4.5	12	50	6	2	0,020	O
LNT30162 AlTiN	3	4.5	16	60	6	2	0,020	O
LNT30202 AlTiN	3	4.5	20	60	6	2	0,020	O
LNT30252 AlTiN	3	4.5	25	75	6	2	0,020	O
LNT35122 AlTiN	3.5	6	12	50	6	2	0,020	O
LNT35162 AlTiN	3.5	6	16	60	6	2	0,020	O
LNT35202 AlTiN	3.5	6	20	75	6	2	0,020	O
LNT35252 AlTiN	3.5	6	25	75	6	2	0,020	O
LNT35302 AlTiN	3.5	6	30	75	6	2	0,020	O
LNT40122 AlTiN	4	6	12	50	6	2	0,020	O
LNT40162 AlTiN	4	6	16	60	6	2	0,020	O
LNT40202 AlTiN	4	6	20	75	6	2	0,020	O
LNT40252 AlTiN	4	6	25	75	6	2	0,020	O
LNT40302 AlTiN	4	6	30	75	6	2	0,020	O
LNT40352 AlTiN	4	6	35	75	6	2	0,020	O

Application: ■ Recommend ☐ Suitable x Not Recommend

Carbon steel, Alloy steel	Pre-harden steel ~45HRC	High-hardened ~50HRC	~55HRC	~60HRC	~65HRC	Stainless steel	Copper alloy	Aluminun alloy
☐	■	■	☐	-	-	☐	-	-

● Disponibile - *Lieferbar* - On stock ○ A richiesta - *Auf Anfrage* - On request

SQUARE SERIES- 2 FLUTES

- Micro Grain Carbide
- WC=90 Co=10 HV30=1571 Rupture=3750N/mm² Grain Size=0.6 m

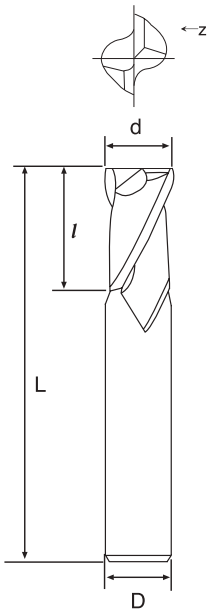

SSE MSE SE	Diameter d	Flute Length l	Full Length L	Shank Diameter D	Flutes Z	KG	STOCK
SSE0102 TiSiN	1	3	50	3	2	0,020	○
MSE0102 TiSiN	1	3	50	4	2	0,020	●
SSE0152 TiSiN	1.5	4	50	3	2	0,020	○
MSE0152 TiSiN	1.5	4	50	4	2	0,020	●
SSE0202 TiSiN	2	6	50	3	2	0,020	○
MSE0202 TiSiN	2	6	50	4	2	0,020	●
SSE0252 TiSiN	2.5	8	50	3	2	0,020	○
MSE0252 TiSiN	2.5	8	50	4	2	0,020	●
SSE0302 TiSiN	3	8	50	3	2	0,020	○
MSE0302 TiSiN	3	8	50	4	2	0,020	●
MSE0352 TiSiN	3.5	10	50	4	2	0,020	●
MSE0402 TiSiN	4	11	50	4	2	0,020	●
SE0102 TiSiN	1	3	50	6	2	0,020	●
SE0152 TiSiN	1.5	4	50	6	2	0,020	●
SE0202 TiSiN	2	6	50	6	2	0,020	●
SE0252 TiSiN	2.5	8	50	6	2	0,020	●
SE0302 TiSiN	3	8	50	6	2	0,020	●
SE0352 TiSiN	3.5	10	50	6	2	0,020	●
SE0402 TiSiN	4	11	50	6	2	0,020	●
SE0452 TiSiN	4.5	13	50	6	2	0,020	●
SE0502 TiSiN	5	13	50	6	2	0,020	●
SE0552 TiSiN	5.5	13	50	6	2	0,020	●
SE0602 TiSiN	6	16	50	6	2	0,020	●
SE0652 TiSiN	6.5	16	60	8	2	0,040	●
SE0702 TiSiN	7	16	60	8	2	0,040	●
SE0752 TiSiN	7.5	19	60	8	2	0,040	●
SE0802 TiSiN	8	20	60	8	2	0,040	●
SE0852 TiSiN	8.5	20	75	10	2	0,080	●
SE0902 TiSiN	9	20	75	10	2	0,080	●
SE0952 TiSiN	9.5	25	75	10	2	0,080	●
SE1002 TiSiN	10	25	75	10	2	0,080	●
SE1052 TiSiN	10.5	25	75	12	2	0,100	●
SE1102 TiSiN	11	30	75	12	2	0,110	●
SE1152 TiSiN	11.5	30	75	12	2	0,110	●
SE1202 TiSiN	12	32	75	12	2	0,110	●
SE1402 TiSiN	14	40	100	16	2	0,240	●
SE1602 TiSiN	16	40	100	16	2	0,290	●
SE1802 TiSiN	18	45	100	20	2	0,360	●
SE2002 TiSiN	20	45	100	20	2	0,390	●

Application: ■ Recommend □ Suitable x Not Recommend

Carbon steel, Alloy steel	Pre-harden steel ~45HRC	High-hardened ~50HRC	~55HRC	~60HRC	~65HRC	Stainless steel	Copper alloy	Aluminun alloy
□	■	■	□	-	-	□	-	-

● **Disponibile - *Lieferbar* - On stock** ○ A richiesta - *Auf Anfrage* - On request

SQUARE SERIES-4 FLUTES

- Micro Grain Carbide
- WC=90 Co=10 HV30=1571 Rupture=3750N/mm² Grain Size=0.6

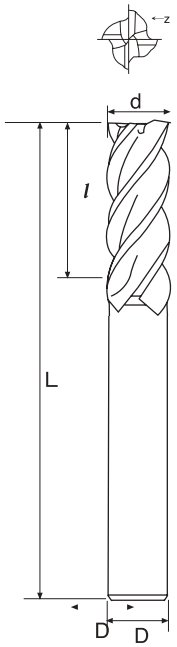

SSE MSE SE	Diameter d	Flute Length l	Full Length L	Shank Diameter D	Flutes Z	KG	STOCK	PRICELIST on
SSE0104 TiSiN	1	3	50	3	4	0,020	○	
MSE0104 TiSiN	1	3	50	4	4	0,020	●	
SSE0154 TiSiN	1.5	4	50	3	4	0,020	○	
MSE0154 TiSiN	1.5	4	50	4	4	0,020	●	
SSE0204 TiSiN	2	6	50	3	4	0,020	○	
MSE0204 TiSiN	2	6	50	4	4	0,020	●	
SSE0254 TiSiN	2.5	8	50	3	4	0,020	○	
MSE0254 TiSiN	2.5	8	50	4	4	0,020	●	
SSE0304 TiSiN	3	8	50	3	4	0,020	○	
MSE0304 TiSiN	3	8	50	4	4	0,020	●	
MSE0354 TiSiN	3.5	10	50	4	4	0,020	●	
MSE0404 TiSiN	4	11	50	4	4	0,020	●	
SE0104 TiSiN	1	3	50	6	4	0,020	●	
SE0154 TiSiN	1.5	4	50	6	4	0,020	●	
SE0204 TiSiN	2	6	50	6	4	0,020	●	
SE0254 TiSiN	2.5	8	50	6	4	0,020	●	
SE0304 TiSiN	3	8	50	6	4	0,020	●	
SE0354 TiSiN	3.5	10	50	6	4	0,020	●	
SE0404 TiSiN	4	11	50	6	4	0,020	●	
SE0454 TiSiN	4.5	13	50	6	4	0,020	●	
SE0504 TiSiN	5	13	50	6	4	0,020	●	
SE0554 TiSiN	5.5	13	50	6	4	0,020	●	
SE0604 TiSiN	6	16	50	6	4	0,040	●	
SE0654 TiSiN	6.5	16	60	8	4	0,040	●	
SE0704 TiSiN	7	16	60	8	4	0,040	●	
SE0754 TiSiN	7.5	19	60	8	4	0,040	●	
SE0804 TiSiN	8	20	60	8	4	0,040	●	
SE0854 TiSiN	8.5	20	75	10	4	0,080	●	
SE0904 TiSiN	9	20	75	10	4	0,080	●	
SE0954 TiSiN	9.5	25	75	10	4	0,080	●	
SE1004 TiSiN	10	30	75	10	4	0,080	●	
SE1054 TiSiN	10.5	30	75	12	4	0,100	●	
SE1104 TiSiN	11	30	75	12	4	0,110	●	
SE1154 TiSiN	11.5	30	75	12	4	0,110	●	
SE1204 TiSiN	12	32	75	12	4	0,110	●	
SE1404 TiSiN	14	40	100	16	4	0,240	●	
SE1604 TiSiN	16	40	100	16	4	0,290	●	
SE1804 TiSiN	18	45	100	20	4	0,360	●	
SE2004 TiSiN	20	45	100	20	4	0,390	●	

Application: ■ Recommend ☐ Suitable x Not Recommend

Carbon steel, Alloy steel	Pre-harden steel ~45HRC	High-hardened ~50HRC	~55HRC	~60HRC	~65HRC	Stainless steel	Copper alloy	Aluminun alloy
☐	■	■	☐	-	-	☐	-	-

● **Disponibile - *Lieferbar* - On stock** ○ A richiesta - *Auf Anfrage* - On request

SQUARE SERIES-LONG FLUTE-4 FLUTES

- Micro Grain Carbide
- WC=90 Co=10 HV30=1571 Rupture=3750N/mm² Grain Size=0.6 m

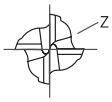

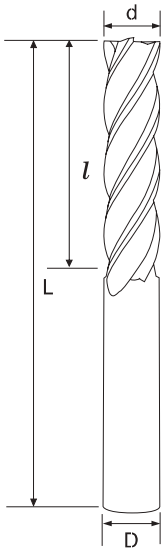

LET	Diameter d	Flute Length l	Full Length L	Shank Diameter D	Flutes Z	KG	STOCK	PRICELIST on
LET0104 TiSiN	1	6	50	4	4	0,020	●	
LET0154 TiSiN	1.5	9	50	4	4	0,020	●	
LET0204 TiSiN	2	12	50	4	4	0,020	●	
LET0254 TiSiN	2.5	12	50	4	4	0,020	●	
LET0304 TiSiN	3	15	60	6	4	0,020	●	
LET0354 TiSiN	3,5	15	60	6	4	0,020	●	
LET0404 TiSiN	4	20	75	6	4	0,020	●	
LET0454 TiSiN	4.5	20	75	6	4	0,030	●	
LET0504 TiSiN	5	25	75	6	4	0,030	●	
LET0554 TiSiN	5.5	25	75	6	4	0,030	●	
LET0604 TiSiN	6	30	75	6	4	0,030	●	
LET0704 TiSiN	7	30	100	8	4	0,060	●	
LET0804 TiSiN	8	40	100	8	4	0,070	●	
LET0904 TiSiN	9	40	100	10	4	0,090	●	
LET1004 TiSiN	10	40	100	10	4	0,110	●	
LET1104 TiSiN	11	40	100	12	4	0,140	●	
LET1204 TiSiN	12	50	100	12	4	0,140	●	
LET1404 TiSiN	14	50	150	16	4	0,350	●	
LET1604 TiSiN	16	60	150	16	4	0,370	●	
LET2004 TiSiN	20	90	200	20	4	0,720	●	

Application: ■ Recommend □ Suitable x Not Recommend

Carbon steel, Alloy steel	Pre-harden steel ~45HRC	High-hardened ~50HRC	~55HRC	~60HRC	~65HRC	Stainless steel	Copper alloy	Aluminun alloy
□	■	■	□	-	-	□	-	-

● **Disponibile - *Lieferbar* - On stock** ○ A richiesta - *Auf Anfrage* - On request

SQUARE SERIES-FLUTE ANGLE 45°-3 FLUTES

- Micro Grain Carbide
- WC=88 Co=12 HRA=92.4 Rupture=3950N/mm² Grain Size=0.5 m

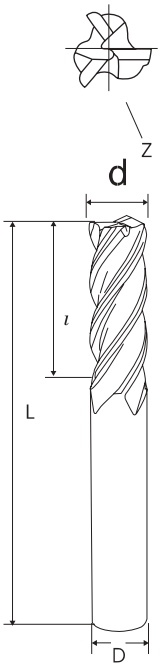

MPE PE	Diameter d	Flute Length l	Full Length L	Shank Diameter D	Flutes Z	KG	STOCK	PRICELIST on
MPE0103 TiSiN	1	3	50	4	3	0,010	●	
MPE0153 TiSiN	1.5	4	50	4	3	0,020	●	
MPE0203 TiSiN	2	6	50	4	3	0,020	●	
MPE0253 TiSiN	2.5	8	50	4	3	0,020	●	
MPE3303 TiSiN	3	8	50	3	3	0,020	●	
MPE0303 TiSiN	3	8	50	4	3	0,020	●	
MPE0353 TiSiN	3.5	10	50	4	3	0,020	●	
MPE0403 TiSiN	4	11	50	4	3	0,020	●	
PE0103 TiSiN	1	3	50	6	3	0,020	●	
PE0153 TiSiN	1.5	4	50	6	3	0,020	●	
PE0203 TiSiN	2	6	50	6	3	0,020	●	
PE0253 TiSiN	2.5	8	50	6	3	0,020	●	
PE0303 TiSiN	3	8	50	6	3	0,020	●	
PE0353 TiSiN	3.5	10	50	6	3	0,020	●	
PE0403 TiSiN	4	11	50	6	3	0,020	●	
PE0453 TiSiN	4.5	13	50	6	3	0,020	●	
PE0503 TiSiN	5	13	50	6	3	0,020	●	
PE0553 TiSiN	5.5	13	50	6	3	0,020	●	
PE0603 TiSiN	6	16	50	6	3	0,020	●	
PE0653 TiSiN	6.5	16	60	8	3	0,040	●	
PE0703 TiSiN	7	16	60	8	3	0,040	●	
PE0753 TiSiN	7.5	19	60	8	3	0,040	●	
PE0803 TiSiN	8	20	60	8	3	0,040	●	
PE0853 TiSiN	8.5	20	75	10	3	0,080	●	
PE0903 TiSiN	9	20	75	10	3	0,080	●	
PE0953 TiSiN	9.5	25	75	10	3	0,080	●	
PE1003 TiSiN	10	30	75	10	3	0,080	●	
PE1053 TiSiN	10.5	30	75	12	3	0,100	●	
PE1103 TiSiN	11	30	75	12	3	0,110	●	
PE1153 TiSiN	11.5	30	75	12	3	0,110	●	
PE1203 TiSiN	12	32	75	12	3	0,110	●	
PE1403 TiSiN	14	40	100	16	3	0,240	●	
PE1603 TiSiN	16	40	100	16	3	0,290	●	
PE1803 TiSiN	18	45	100	20	3	0,360	●	
PE2003 TiSiN	20	45	100	20	3	0,390	●	

Application: ■ Recommend ☐ Suitable x Not Recommend

Carbon steel, Alloy steel	Pre-harden steel ~45HRC	High-hardened ~50HRC	~55HRC	~60HRC	~65HRC	Stainless steel	Copper alloy	Aluminun alloy
☐	■	■	☐	-	-	☐	-	-

● Disponibile - *Lieferbar* - On stock ○ A richiesta - *Auf Anfrage* - On request

SQUARE SERIES-FLUTE ANGLE 45°-4 FLUTES

- Micro Grain Carbide
- WC=90 Co=10 HV30=1571 Rupture=3750N/mm² Grain Size=0.6 m

PLUS | 600 Nano | HRC ▶55 | 45° | TiSiN

HRC ▲40 | HRC ▲45 | HRC ▲50 | HRC ▲55 | HRC ▲60 | HRC ▲65

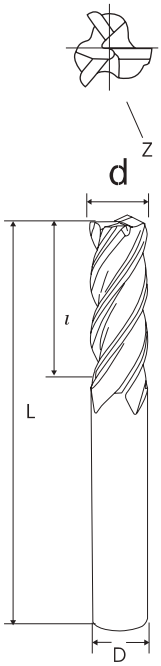

MPE PE	Diameter d	Flute Length l	Full Length L	Shank Diameter D	Flutes Z	KG	STOCK	PRICELIST on
MPE0104 TiSiN	1	3	50	4	4	0,010	●	
MPE0154 TiSiN	1.5	4	50	4	4	0,020	●	
MPE0204 TiSiN	2	6	50	4	4	0,020	●	
MPE0254 TiSiN	2.5	8	50	4	4	0,020	●	
MPE3304 TiSiN	3	8	50	3	4	0,020	●	
MPE0304 TiSiN	3	8	50	4	4	0,020	●	
MPE0354 TiSiN	3.5	10	50	4	4	0,020	●	
MPE0404 TiSiN	4	11	50	4	4	0,020	●	
PE0104 TiSiN	1	3	50	6	4	0,020	●	
PE0154 TiSiN	1.5	4	50	6	4	0,020	●	
PE0204 TiSiN	2	6	50	6	4	0,020	●	
PE0254 TiSiN	2.5	8	50	6	4	0,020	●	
PE0304 TiSiN	3	8	50	6	4	0,020	●	
PE0354 TiSiN	3.5	10	50	6	4	0,020	●	
PE0404 TiSiN	4	11	50	6	4	0,020	●	
PE0454 TiSiN	4.5	13	50	6	4	0,020	●	
PE0504 TiSiN	5	13	50	6	4	0,020	●	
PE0554 TiSiN	5.5	13	50	6	4	0,020	●	
PE0604 TiSiN	6	16	50	6	4	0,020	●	
PE0654 TiSiN	6.5	16	60	8	4	0,040	●	
PE0704 TiSiN	7	16	60	8	4	0,040	●	
PE0754 TiSiN	7.5	19	60	8	4	0,040	●	
PE0804 TiSiN	8	20	60	8	4	0,040	●	
PE0854 TiSiN	8.5	20	75	10	4	0,080	●	
PE0904 TiSiN	9	20	75	10	4	0,080	●	
PE0954 TiSiN	9.5	25	75	10	4	0,080	●	
PE1004 TiSiN	10	30	75	10	4	0,080	●	
PE1054 TiSiN	10.5	30	75	12	4	0,100	●	
PE1104 TiSiN	11	30	75	12	4	0,110	●	
PE1154 TiSiN	11.5	30	75	12	4	0,110	●	
PE1204 TiSiN	12	32	75	12	4	0,110	●	
PE1404 TiSiN	14	40	100	16	4	0,240	●	
PE1604 TiSiN	16	40	100	16	4	0,290	●	
PE1804 TiSiN	18	45	100	20	4	0,360	●	
PE2004 TiSiN	20	45	100	20	4	0,390	●	

Application: ■ Recommend □ Suitable x Not Recommend

Carbon steel, Alloy steel	Pre-harden steel ~45HRC	High-hardened ~50HRC	~55HRC	~60HRC	~65HRC	Stainless steel	Copper alloy	Aluminun alloy
□	■	■	□	-	-	□	-	-

● **Disponibile - *Lieferbar* - On stock** ○ A richiesta - *Auf Anfrage* - On request

SQUARE SERIES - FLUTE ANGLE 35° / 38° - 4 FLUTES

- Micro Grain Carbide
- WC=90 Co=10 HV30=1571 Rupture=3750N/mm² Grain Size=0.6 m

PLUS | 600 Nano | HRC ▶55 | 35/38° | TiSiN

HRC ▲40 | HRC ▲45 | HRC ▲50 | **HRC ▲55** | HRC ▲60 | HRC ▲65

DH	Diameter d	Flute Length l	Full Length L	Shank Diameter D	Flutes Z	KG	STOCK	PRICELIST on
DH0104 TiSiN	1	3	50	6	4	0,020	O	
DH0154 TiSiN	1,5	4	50	6	4	0,020	O	
DH0204 TiSiN	2	6	50	6	4	0,020	O	
DH0304 TiSiN	3	8	50	6	4	0,020	O	
DH0404 TiSiN	4	11	50	6	4	0,020	O	
DH0604 TiSiN	6	16	50	6	4	0,020	O	
DH0804 TiSiN	8	20	60	8	4	0,040	O	
DH1004 TiSiN	10	30	75	10	4	0,080	O	
DH1204 TiSiN	12	32	75	12	4	0,110	O	
DH1604 TiSiN	16	40	100	16	4	0,290	O	
DH2004 TiSiN	20	45	100	20	4	0,390	O	

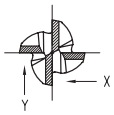

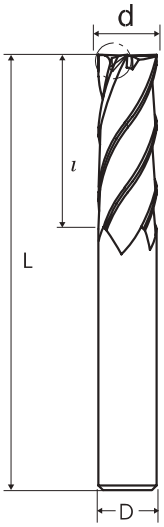

Application: ■ Recommend ☐ Suitable x Not Recommend

Carbon steel, Alloy steel	Pre-harden steel ~45HRC	High-hardened ~50HRC	~55HRC	~60HRC	~65HRC	Stainless steel	Copper alloy	Aluminun alloy
☐	■	■	☐	-	-	☐	-	-

● Disponibile - *Lieferbar* - On stock ○ A richiesta - *Auf Anfrage* - On request

FINE PITCH ROUGHING SERIES

- Micro Grain Carbide
- WC=88 Co=12 HRA=92.4 Rupture=3950N/mm² Grain Size=0.51Jm

NTA	Diameter d	Flute Length l	Full Length L	Shank Diameter D	Flutes Z	KG	STOCK	PRICELIST on
NTA0504 AlTiN	5	13	50	6	4	0,020	O	
NTA0604 AlTiN	6	16	50	6	4	0,020	O	
NTA0704 AlTiN	7	16	60	8	4	0,040	O	
NTA0804 AlTiN	8	19	60	8	4	0,040	O	
NTA0904 AlTiN	9	25	75	10	4	0,080	O	
NTA1004 AlTiN	10	25	75	10	4	0,080	O	
NTA1104 AlTiN	11	30	75	12	4	0,110	O	
NTA1204 AlTiN	12	30	75	12	4	0,110	O	
NTA1404 AlTiN	14	35	100	16	4	0,260	O	
NTA1504 AlTiN	15	35	100	16	4	0,270	O	
NTA1604 AlTiN	16	35	100	16	4	0,280	O	
NTA2004 AlTiN	20	45	100	20	4	0,400	O	

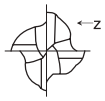

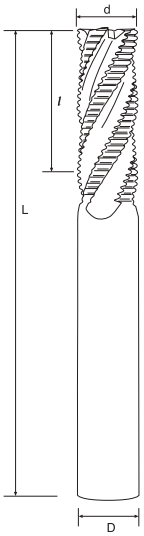

Application: ■ Recommend □ Suitable x Not Recommend

Carbon steel, Alloy steel	Pre-harden steel ~45HRC	High-hardened ~50HRC	~55HRC	~60HRC	~65HRC	Stainless steel	Copper alloy	Aluminun alloy
■	■	□	□	□	-	■	□	□

● **Disponibile - *Lieferbar* - On stock** O A richiesta - *Auf Anfrage* - On request

ROUGHING SERIES

- Micro Grain Carbide
- WC=88 Co=12 HRA=92.4 Rupture=3950N/mm² Grain Size=0.51Jm

600 Nano | HRC ▶ 50 | 25° | AlTiN

HRC ▲40 | HRC ▲45 | **HRC ▲50** | HRC ▲55 | HRC ▲60 | HRC ▲65

XTA	Diameter d	Flute Length l	Full Length L	Shank Diameter D	Flutes Z	KG	STOCK	PRICELIST on
XTA0504 AlTiN	5	13	50	6	4	0,020	O	
XTA0604 AlTiN	6	16	50	6	4	0,020	O	
XTA0704 AlTiN	7	16	60	8	4	0,040	O	
XTA0804 AlTiN	8	19	60	8	4	0,040	O	
XTA0904 AlTiN	9	25	75	10	4	0,080	O	
XTA1004 AlTiN	10	25	75	10	4	0,080	O	
XTA1104 AlTiN	11	30	75	12	4	0,110	O	
XTA1204 AlTiN	12	30	75	12	4	0,110	O	
XTA1604 AlTiN	16	35	100	16	4	0,280	O	
XTA2004 AlTiN	20	45	100	20	4	0,400	O	

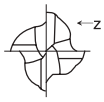

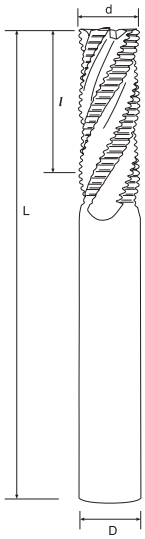

Application: ■ Recommend ☐ Suitable x Not Recommend

Carbon steel, Alloy steel	Pre-harden steel ~45HRC	High-hardened ~50HRC	~55HRC	~60HRC	~65HRC	Stainless steel	Copper alloy	Aluminun alloy
■	■	☐	☐	☐	-	■	☐	☐

● **Disponibile - *Lieferbar* - On stock** ○ A richiesta - *Auf Anfrage* - On request

FHPS 4 FLUTES • SHORT – (HEAVY- DUTY OPERATION TYPE)

• Ultra Micro Grain Carbide
• WC=87 Co=12 HRA=92.1 Rupture=3800N/mm² Grain Size=0.41Jm

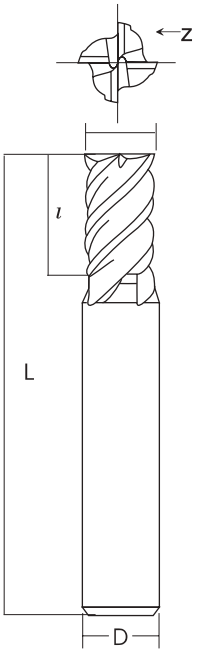

FHPS	Diameter d	Flute Length l	Full Length L	Shank Diameter D	Flutes Z	KG	STOCK	PRICELIST on
FHPS020	2	3	50	6	4	0,020	O	
FHPS021	2.1	3.2	50	6	4	0,020	O	
FHPS022	2.2	3.3	50	6	4	0,020	O	
FHPS023	2.3	3.5	50	6	4	0,020	O	
FHPS024	2.4	3.6	50	6	4	0,020	O	
FHPS025	2.5	3.8	50	6	4	0,020	O	
FHPS026	2.6	3.9	50	6	4	0,020	O	
FHPS027	2.7	4.1	50	6	4	0,020	O	
FHPS028	2.8	4.2	50	6	4	0,020	O	
FHPS029	2.9	4.4	50	6	4	0,020	O	
FHPS030	3	4.5	50	6	4	0,020	O	
FHPS031	3.1	4.7	50	6	4	0,020	O	
FHPS032	3.2	4.8	50	6	4	0,020	O	
FHPS033	3.3	5	50	6	4	0,020	O	
FHPS034	3.4	5.1	50	6	4	0,020	O	
FHPS035	3.5	5.3	50	6	4	0,020	O	
FHPS036	3.6	5.4	50	6	4	0,020	O	
FHPS037	3.7	5.6	50	6	4	0,020	O	
FHPS038	3.8	5.7	50	6	4	0,020	O	
FHPS039	3.9	5.9	50	6	4	0,020	O	
FHPS040	4	6	50	6	4	0,020	O	
FHPS041	4.1	6.2	50	6	4	0,020	O	
FHPS042	4.2	6.3	50	6	4	0,020	O	
FHPS043	4.3	6.5	50	6	4	0,020	O	
FHPS044	4.4	6.6	50	6	4	0,020	O	
FHPS045	4.5	6.8	50	6	4	0,020	O	
FHPS046	4.6	6.9	50	6	4	0,020	O	
FHPS047	4.7	7.1	50	6	4	0,020	O	
FHPS048	4.8	7.2	50	6	4	0,020	O	
FHPS049	4.9	7.4	50	6	4	0,020	O	
FHPS050	5	7.5	50	6	4	0,020	O	
FHPS051	5.1	7.7	50	6	4	0,020	O	
FHPS052	5.2	7.8	50	6	4	0,020	O	
FHPS053	5.3	8	50	6	4	0,020	O	
FHPS054	5.4	8.1	50	6	4	0,020	O	
FHPS055	5.5	8.3	50	6	4	0,020	O	

Application: ■ Recommend □ Suitable x Not Recommend

Carbon steel, Alloy steel	Pre-harden steel ~45HRC	High-hardened ~50HRC	~55HRC	~60HRC	~65HRC	Stainless steel	Copper alloy	Aluminun alloy
■	■	■	□	□	-	-	-	-

● **Disponibile - *Lieferbar* - On stock** O A richiesta - *Auf Anfrage* - On request

HPSS SUPER PLUGGING+SLOTTING

- Ultra Micro Grain Carbide
- WC=87 Co=12 HRA=92.1 Rupture=3800N/mm² Grain Size=0.4 m

400 Nano | HRC ▶60 | 45° | nBS

HRC ▲40 | HRC ▲45 | HRC ▲50 | HRC ▲55 | HRC ▲60 | HRC ▲65

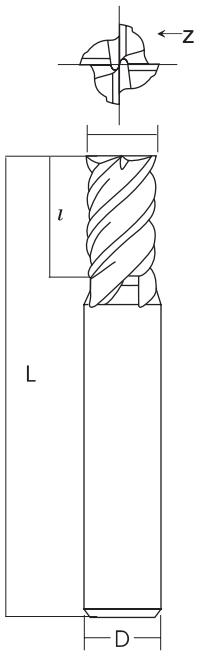

FHPS	Diameter d	Flute Length l	Full Length L	Shank Diameter D	Flutes Z	KG	STOCK	PRICELIST on
FHPS056	5.6	8.4	50	6	4	0,020	O	
FHPS057	5.7	8.6	50	6	4	0,020	O	
FHPS058	5.8	8.7	50	6	4	0,020	O	
FHPS059	5.9	8.9	50	6	4	0,020	O	
FHPS060	6	9	50	6	4	0,020	O	
FHPS061	6.1	9.2	60	8	4	0,040	O	
FHPS062	6.2	9.3	60	8	4	0,040	O	
FHPS063	6.3	9.5	60	8	4	0,040	O	
FHPS064	6.4	9.6	60	8	4	0,040	O	
FHPS065	6.5	9.8	60	8	4	0,040	O	
FHPS066	6.6	9.9	60	8	4	0,040	O	
FHPS067	6.7	10.1	60	8	4	0,040	O	
FHPS068	6.8	10.2	60	8	4	0,040	O	
FHPS069	6.9	10.4	60	8	4	0,040	O	
FHPS070	7	10.5	60	8	4	0,040	O	
FHPS071	7.1	10.7	60	8	4	0,040	O	
FHPS072	7.2	10.8	60	8	4	0,040	O	
FHPS073	7.3	11	60	8	4	0,040	O	
FHPS074	7.4	11.1	60	8	4	0,040	O	
FHPS075	7.5	11.3	60	8	4	0,040	O	
FHPS076	7.6	11.4	60	8	4	0,040	O	
FHPS077	7.7	11.6	60	8	4	0,040	O	
FHPS078	7.8	11.7	60	8	4	0,040	O	
FHPS079	7.9	11.9	60	8	4	0,040	O	
FHPS080	8	12	60	8	4	0,040	O	
FHPS081	8.1	12.2	75	10	4	0,080	O	
FHPS082	8.2	12.3	75	10	4	0,080	O	
FHPS083	8.3	12.5	75	10	4	0,080	O	
FHPS084	8.4	12.6	75	10	4	0,080	O	
FHPS085	8.5	12.8	75	10	4	0,080	O	
FHPS086	8.6	12.9	75	10	4	0,080	O	
FHPS087	8.7	13.1	75	10	4	0,080	O	
FHPS088	8.8	13.2	75	10	4	0,080	O	
FHPS089	8.9	13.4	75	10	4	0,080	O	
FHPS090	9	13.5	75	10	4	0,080	O	
FHPS091	9.1	13.7	75	10	4	0,080	O	

Application: ■ Recommend ☐ Suitable x Not Recommend

Carbon steel, Alloy steel	Pre-harden steel	High-hardened				Stainless steel	Copper alloy	Aluminun alloy
	~45HRC	~50HRC	~55HRC	~60HRC	~65HRC			
■	■	■	☐	☐	-	-	-	-

● Disponibile - *Lieferbar* - On stock ○ A richiesta - *Auf Anfrage* - On request

FHPS 4 FLUTES • SHORT – (HEAVY- DUTY OPERATION TYPE)

• Ultra Micro Grain Carbide
• WC=87 Co=12 HRA=92.1 Rupture=3800N/mm² Grain Size=0.41Jm

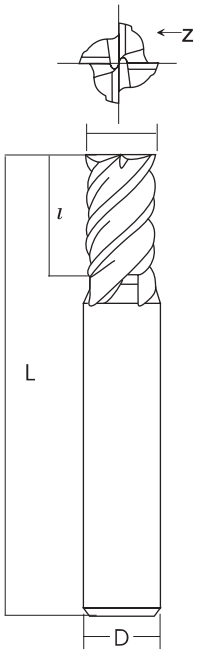

FHPS	Diameter d	Flute Length l	Full Length L	Shank Diameter D	Flutes Z	KG	STOCK	PRICELIST on
FHPS092	9.2	13.8	75	10	4	0,080	O	
FHPS093	9.3	14	75	10	4	0,080	O	
FHPS094	9.4	14.1	75	10	4	0,080	O	
FHPS095	9.5	14.3	75	10	4	0,080	O	
FHPS096	9.6	14.4	75	10	4	0,080	O	
FHPS097	9.7	14.6	75	10	4	0,080	O	
FHPS098	9.8	14.7	75	10	4	0,090	O	
FHPS099	9.9	14.9	75	10	4	0,090	O	
FHPS100	10	15	75	10	4	0,100	O	
FHPS105	10.5	15.8	100	12	4	0,120	O	
FHPS110	11	16.5	100	12	4	0,150	O	
FHPS115	11.5	17.3	100	12	4	0,160	O	
FHPS120	12	18	100	12	4	0,160	O	
FHPS125	12.5	18.8	100	14	4	0,180	O	
FHPS130	13	19.5	100	14	4	0,200	O	
FHPS135	13.5	20.3	100	14	4	0,250	O	
FHPS140	14	21	100	14	4	0,260	O	
FHPS145	14.5	21.8	100	16	4	0,280	O	
FHPS150	15	22.5	100	16	4	0,280	O	
FHPS155	15.5	23.3	100	16	4	0,290	O	
FHPS160	16	24	100	16	4	0,290	O	
FHPS170	17	25.5	100	20	4	0,310	O	
FHPS180	18	27	100	20	4	0,330	O	
FHPS190	19	28.5	100	20	4	0,350	O	
FHPS200	20	30	100	20	4	0,370	O	

Application: ■ Recommend ☐ Suitable x Not Recommend

Carbon steel, Alloy steel	Pre-harden steel	High-hardened				Stainless steel	Copper alloy	Aluminun alloy
	~45HRC	~50HRC	~55HRC	~60HRC	~65HRC			
■	■	■	☐	☐	-	-	-	-

● **Disponibile - *Lieferbar* - On stock** O A richiesta - *Auf Anfrage* - On request

UMG - CR- FHP 4 FLUTES • SHORT WITH CORNER – RADIUS (HEAVY- DUTY OPERATION TYPE)

• Ultra Micro Grain Carbide
• WC=87 Co=12 HRA=92.1 Rupture=3800N/mm² Grain Size=0.41Jm

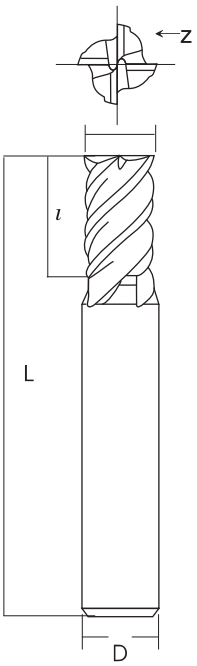

CRFHP	Diameter d	Corner Radius R	Flute Length l	Full Length L	Shank Diameter D	Flutes Z	KG	STOCK	PRICELIST on
CRFHP0302	3	0.2	8	60	6	4	0,020	O	
CRFHP0305	3	0.5	8	60	6	4	0,020	O	
CRFHP0402	4	0.2	11	60	6	4	0,020	O	
CRFHP0405	4	0.5	11	60	6	4	0,020	O	
CRFHP0410	4	1	11	60	6	4	0,020	O	
CRFHP0502	5	0.2	13	60	6	4	0,020	O	
CRFHP0505	5	0.5	13	60	6	4	0,020	O	
CRFHP0510	5	1	13	60	6	4	0,020	O	
CRFHP0603	6	0.3	13	60	6	4	0,020	O	
CRFHP0605	6	0.5	13	60	6	4	0,020	O	
CRFHP0610	6	1	13	60	6	4	0,020	O	
CRFHP0803	8	0.3	19	60	8	4	0,040	O	
CRFHP0805	8	0.5	19	60	8	4	0,050	O	
CRFHP0810	8	1	19	60	8	4	0,040	O	
CRFHP0815	8	1.5	19	60	8	4	0,040	O	
CRFHP0820	8	2	19	60	8	4	0,040	O	
CRFHP1003	10	0.3	22	75	10	4	0,090	O	
CRFHP1005	10	0.5	22	75	10	4	0,080	O	
CRFHP1010	10	1	22	75	10	4	0,090	O	
CRFHP1015	10	1.5	22	75	10	4	0,080	O	
CRFHP1020	10	2	22	75	10	4	0,080	O	
CRFHP1030	10	3	22	75	10	4	0,080	O	
CRFHP1205	12	0.5	26	100	12	4	0,160	O	
CRFHP1210	12	1	26	100	12	4	0,150	O	
CRFHP1215	12	1.5	26	100	12	4	0,150	O	
CRFHP1220	12	2	26	100	12	4	0,160	O	
CRFHP1230	12	3	26	100	12	4	0,160	O	
CRFHP1610	16	1	35	100	16	4	0,170	O	
CRFHP1615	16	1.5	35	100	16	4	0,200	O	
CRFHP1620	16	2	35	100	16	4	0,290	O	
CRFHP1630	16	3	35	100	16	4	0,290	O	
CRFHP2010	20	1	40	100	20	4	0,330	O	
CRFHP2015	20	1.5	40	100	20	4	0,360	O	
CRFHP2020	20	2	40	100	20	4	0,390	O	
CRFHP2030	20	3	40	100	20	4	0,410	O	

Application: ■ Recommend ☐ Suitable x Not Recommend

Carbon steel, Alloy steel	Pre-harden steel ~45HRC	High-hardened ~50HRC	~55HRC	~60HRC	~65HRC	Stainless steel	Copper alloy	Aluminun alloy
■	■	■	☐	☐	-	-	-	-

● Disponibile - *Lieferbar* - On stock ○ A richiesta - *Auf Anfrage* - On request

SUS STAINLESS STEEL EXPERT

- Micro Grain Carbide
- WC=88 Co=12 HRA=92.4 Rupture=3950N/mm² Grain Size=0.5 m

SUS	Diameter d	Flute Length l	Full Length L	Shank Diameter D	Flutes Z	KG	STOCK	PRICELIST on
SUS0104	1	3	50	4	4	0,020	O	
SUS0154	1.5	4	50	4	4	0,020	O	
SUS0204	2	6	50	4	4	0,040	O	
SUS0254	2.5	8	50	4	4	0,040	O	
SUS0304	3	9	50	4	4	0,080	O	
SUS6304	3	9	50	6	4	0,600	O	
SUS0404	4	11	50	4	4	0,080	O	
SUS6404	4	11	50	6	4	0,600	O	
SUS0504	5	13	50	6	4	0,110	O	
SUS0604	6	16	50	6	4	0,110	O	
SUS0804	8	20	60	8	4	0,280	O	
SUS1004	10	30	75	10	4	0,400	O	
SUS1204	12	32	75	12	4	0,400	O	

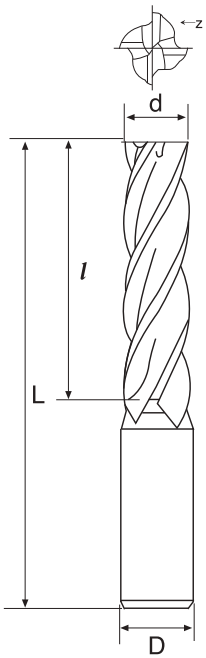

Application: ■ Recommend ☐ Suitable x Not Recommend

Carbon steel, Alloy steel	Pre-harden steel ~45HRC	High-hardened ~50HRC	~55HRC	~60HRC	~65HRC	Stainless steel	Copper alloy	Aluminun alloy
☐	☐	-	-	-	-	■	-	-

● **Disponibile - *Lieferbar* - On stock** O A richiesta - *Auf Anfrage* - On request

SQUARE SERIES - FOR ALUMINUM - 3 FLUTES

- Micro Grain Carbide
- WC=90 Co=10 HV30=1571 Rupture=3750N/mm² Grain Size=0.6 m

600 Nano | 45° | TB

HRC 40▲ | HRC 45▲ | HRC 50▲ | HRC 55▲ | HRC 60▲ | HRC 65▲

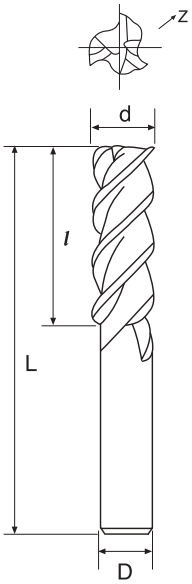

AET	Diameter d	Flute Length l	Full Length L	Shank Diameter D	Flutes Z	KG	STOCK	PRICELIST on
AET0103 TB	1	3	50	4	3	0,020	O	
AET0123 TB	1.2	4	50	4	3	0,020	O	
AET0153 TB	1.5	4	50	4	3	0,020	O	
AET0183 TB	1.8	5	50	4	3	0,020	O	
AET0203 TB	2	6	50	4	3	0,020	O	
AET0303 TB	3	8	50	6	3	0,020	O	
AET0403 TB	4	10	50	6	3	0,020	O	
AET0503 TB	5	13	50	6	3	0,020	O	
AET0603 TB	6	15	50	6	3	0,020	O	
AET0803 TB	8	20	60	8	3	0,060	O	
AET1003 TB	10	25	75	10	3	0,080	O	
AET1203 TB	12	30	75	12	3	0,080	O	
AET1603 TB	16	42	100	16	3	0,100	O	
AET2003 TB	20	52	100	20	3	0,120	O	
AET2503 TB	25	62	125	25	3	0,150	O	

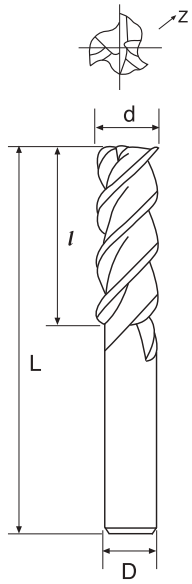

AEL	Diameter d	Flute Length l	Full Length L	Shank Diameter D	Flutes Z	KG	STOCK	PRICELIST on
AEL50303 TB	3	12	60	6	3	0,020	O	
AEL50403 TB	4	16	60	6	3	0,020	O	
AEL50503 TB	5	20	60	6	3	0,020	O	
AEL50603 TB	6	25	75	6	3	0,040	O	
AEL50803 TB	8	32	75	8	3	0,080	O	
AEL51003 TB	10	45	100	10	3	0,110	O	
AEL51203 TB	12	45	100	12	3	0,260	O	
AEL51603 TB	16	65	150	16	3	0,360	O	
AEL52003 TB	20	75	150	20	3	0,670	O	

Application: ■ Recommend ☐ Suitable x Not Recommend

Carbon steel, Alloy steel	Pre-harden steel	High-hardened				Stainless steel	Copper alloy	Aluminun alloy
	~45HRC	~50HRC	~55HRC	~60HRC	~65HRC			
-	-	-	-	-	-	-	☐	■

● Disponibile - *Lieferbar* - On stock O A richiesta - *Auf Anfrage* - On request

SQUARE SERIES - FOR ALUMINUM - 2 FLUTES

- Micro Grain Carbide
- WC=90 Co=10 HV30=1571 Rupture=3750N/mm² Grain Size=0.61.1m

600 Nano | 45° | TB

HRC 40 ▲ | HRC 45 ▲ | HRC 50 ▲ | HRC 55 ▲ | HRC 60 ▲ | HRC 65 ▲

AET	Diameter d	Flute Length l	Full Length L	Shank Diameter D	Flutes Z	KG	STOCK	PRICELIST on
AET0052 TB	0.5	1.5	50	4	2	0,020	O	
AET0062 TB	0.6	1.5	50	4	2	0,020	O	
AET0082 TB	0.8	2	50	4	2	0,020	O	
AET0102 TB	1	3	50	6	2	0,020	O	
AET0122 TB	1.2	4	50	6	2	0,020	O	
AET0152 TB	1.5	4	50	6	2	0,020	O	
AET0182 TB	1.8	5	50	6	2	0,020	O	
AET0202 TB	2	6	50	6	2	0,020	O	
AET0302 TB	3	8	50	6	2	0,020	O	
AET0402 TB	4	10	50	6	2	0,020	O	
AET0502 TB	5	13	50	6	2	0,020	O	
AET0602 TB	6	15	50	6	2	0,020	O	
AET0802 TB	8	20	60	8	2	0,040	O	
AET1002 TB	10	25	75	10	2	0,080	O	
AET1202 TB	12	30	75	12	2	0,110	O	
AET1602 TB	16	42	100	16	2	0,260	O	
AET2002 TB	20	52	100	20	2	0,360	O	
AET2502 TB	25	62	125	25	2	0,670	O	

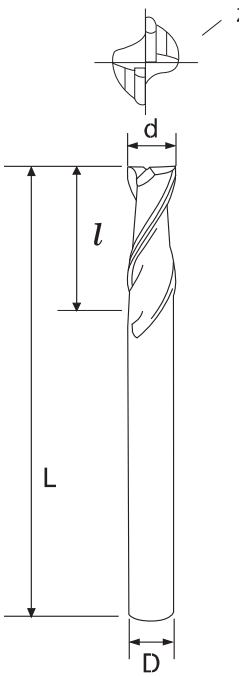

Application: ■ Recommend □ Suitable x Not Recommend

Carbon steel, Alloy steel	Pre-harden steel ~45HRC	High-hardened ~50HRC	~55HRC	~60HRC	~65HRC	Stainless steel	Copper alloy	Aluminun alloy
-	-	-	-	-	-	-	□	■

● **Disponibile - *Lieferbar* - On stock** O A richiesta - *Auf Anfrage* - On request

BALL NOSE - LONG NECK - 2 FLUTES

- Micro Grain Carbide
- WC=90 Co=10 HV30=1571 Rupture=3750N/mm² Grain Size=0.6 m

PLUS | 600 Nano | HRC ▶55 | 35° | AlTiN

HRC ▲40 | HRC ▲45 | HRC ▲50 | HRC ▶55 | HRC ▲60 | HRC ▲65

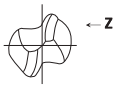

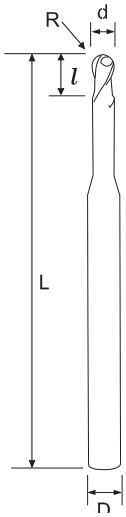

LNBT	Diameter d	Radius of Ball Nose R	Flute Length l	Efficient Length L1	Full Length L	Shank Diameter D	Flutes Z	KG	STOCK	PRICELIST on
LNBT05022 AlTiN	0.5	0.25	0.75	2	50	4	2	0,010	O	
LNBT05042 AlTiN	0.5	0.25	0.75	4	50	4	2	0,010	O	
LNBT05062 AlTiN	0.5	0.25	0.75	6	50	4	2	0,010	O	
LNBT06022 AlTiN	0.6	0.3	0.9	2	50	4	2	0,010	O	
LNBT06042 AlTiN	0.6	0.3	0.9	4	50	4	2	0,010	O	
LNBT06062 AlTiN	0.6	0.3	0.9	6	50	4	2	0,010	O	
LNBT08042 AlTiN	0.8	0.4	1.2	4	50	4	2	0,010	O	
LNBT08062 AlTiN	0.8	0.4	1.2	6	50	4	2	0,010	O	
LNBT08082 AlTiN	0.8	0.4	1.2	8	50	4	2	0,010	O	
LNBT10062 AlTiN	1	0.5	1.5	6	50	4	2	0,010	O	
LNBT10082 AlTiN	1	0.5	1.	8	50	4	2	0,010	O	
LNBT10102 AlTiN	1	0.5	1.5	10	50	4	2	0,010	O	
LNBT10122 AlTiN	1	0.5	1.5	12	50	4	2	0,010	O	
LNBT12062 AlTiN	1.2	0.6	1.8	6	50	4	2	0,010	O	
LNBT12082 AlTiN	1.2	0.6	1.8	8	50	4	2	0,010	O	
LNBT12102 AlTiN	1.2	0.6	1.8	10	50	4	2	0,010	O	
LNBT12122 AlTiN	1.2	0.6	1.8	12	50	4	2	0,010	O	
LNBT14062 AlTiN	1.4	0.7	2.1	6	50	4	2	0,010	O	
LNBT14102 AlTiN	1.4	0.7	2.1	10	50	4	2	0,010	O	
LNBT14162 AlTiN	1.4	0.7	2.1	16	50	4	2	0,010	O	
LNBT15062 AlTiN	1.5	0.75	2.3	6	50	4	2	0,010	O	
LNBT15082 AlTiN	1.5	0.75	2.3	8	50	4	2	0,010	O	
LNBT15102 AlTiN	1.5	0.75	2.3	10	50	4	2	0,010	O	
LNBT15122 AlTiN	1.5	0.75	2.3	12	50	4	2	0,010	O	
LNBT15142 AlTiN	1.5	0.75	2.3	14	50	4	2	0,010	O	
LNBT15162 AlTiN	1.5	0.75	2.3	16	50	4	2	0,010	O	
LNBT15182 AlTiN	1.5	0.75	2.3	18	50	4	2	0,010	O	
LNBT15202 AlTiN	1.5	0.75	2.3	20	50	4	2	0,010	O	
LNBT16062 AlTiN	1.6	0.8	2.4	6	50	4	2	0,010	O	
LNBT16082 AlTiN	1.6	0.8	2.4	8	50	4	2	0,010	O	

Application: ■ Recommend ☐ Suitable x Not Recommend

Carbon steel, Alloy steel	Pre-harden steel ~45HRC	High-hardened ~50HRC	~55HRC	~60HRC	~65HRC	Stainless steel	Copper alloy	Aluminun alloy
☐	■	■	☐	-	-	☐	-	-

● Disponibile - *Lieferbar* - On stock ○ A richiesta - *Auf Anfrage* - On request

BALL NOSE - LONG NECK - 2 FLUTES

- Micro Grain Carbide
- WC=90 Co=10 HV30=1571 Rupture=3750N/mm² Grain Size=0.6 m

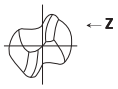

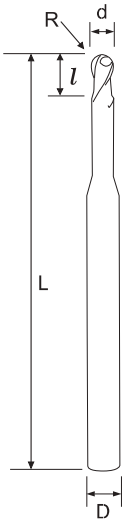

LNBT	Diameter d	Radius of Ball Nose R	Flute Length l	Efficient Length L1	Full Length L	Shank Diameter D	Flutes Z	KG	STOCK	PRICELIST on
LNBT16102 AlTiN	1.6	0.8	2.4	10	50	4	2	0,010	O	
LNBT16122 AlTiN	1.6	0.8	2.4	12	50	4	2	0,010	O	
LNBT16142 AlTiN	1.6	0.8	2.4	14	50	4	2	0,010	O	
LNBT16162 AlTiN	1.6	0.8	2.4	16	50	4	2	0,010	O	
LNBT16182 AlTiN	1.6	0.8	2.4	18	50	4	2	0,010	O	
LNBT16202 AlTiN	1.6	0.8	2.4	20	50	4	2	0,010	O	
LNBT18082 AlTiN	1.8	0.9	2.7	8	50	4	2	0,010	O	
LNBT18142 AlTiN	1.8	0.9	2.7	14	50	4	2	0,010	O	
LNBT18202 AlTiN	1.8	0.9	2.7	20	50	4	2	0,010	O	
LNBT20082 AlTiN	2	1	3	8	50	4	2	0,010	O	
LNBT20102 AlTiN	2	1	3	10	50	4	2	0,010	O	
LNBT20122 AlTiN	2	1	3	12	50	4	2	0,010	O	
LNBT20142 AlTiN	2	1	3	14	50	4	2	0,010	O	
LNBT20162 AlTiN	2	1	3	16	50	4	2	0,010	O	
LNBT20182 AlTiN	2	1	3	18	50	4	2	0,010	O	
LNBT20202 AlTiN	2	1	3	20	50	4	2	0,010	O	
LNBT25082 AlTiN	2.5	1.25	4	8	50	4	2	0,010	O	
LNBT25122 AlTiN	2.5	1.25	4	12	50	4	2	0,010	O	
LNBT25162 AlTiN	2.5	1.25	4	16	50	4	2	0,010	O	
LNBT25202 AlTiN	2.5	1.25	4	20	50	4	2	0,010	O	
LNBT30102 AlTiN	3	1.5	4.5	10	50	6	2	0,010	O	
LNBT30122 AlTiN	3	1.5	4.5	12	50	6	2	0,010	O	
LNBT30162 AlTiN	3	1.5	4.5	16	60	6	2	0,020	O	
LNBT30202 AlTiN	3	1.5	4.5	20	60	6	2	0,020	O	
LNBT30252 AlTiN	3	1.5	4.5	25	75	6	2	0,020	O	
LNBT40122 AlTiN	4	2	6	12	50	6	2	0,020	O	
LNBT40162 AlTiN	4	2	6	16	60	6	2	0,020	O	
LNBT40202 AlTiN	4	2	6	20	75	6	2	0,020	O	
LNBT40252 AlTiN	4	2	6	25	75	6	2	0,020	O	
LNBT40302 AlTiN	4	2	6	30	75	6	2	0,020	O	

Application: ■ Recommend □ Suitable x Not Recommend

Carbon steel, Alloy steel	Pre-harden steel ~45HRC	High-hardened ~50HRC	~55HRC	~60HRC	~65HRC	Stainless steel	Copper alloy	Aluminun alloy
□	■	■	□	-	-	□	-	-

● **Disponibile - *Lieferbar* - On stock** O A richiesta - *Auf Anfrage* - On request

MINIATURE BALL NOSE - 2 FLUTES

- Micro Grain Carbide
- WC=90 Co=10 HV30=1571 Rupture=3750N/mm² Grain Size=0.6 m

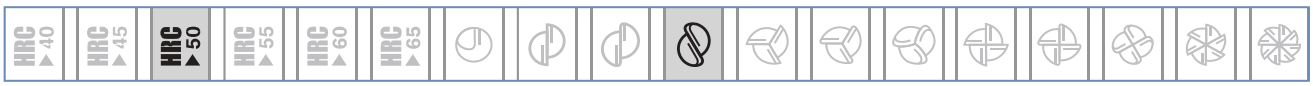

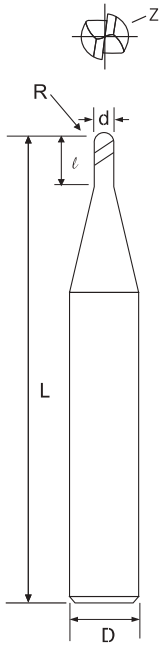

MIB	Diameter d	Radius of Ball Nose R	Flute Length l	Full Length L	Shank Diameter D	Flutes Z	KG	STOCK	PRICELIST on
MIB0032 AlTiN	0.3	0.15	0.6	50	4	2	0,010	O	
MIB0042 AlTiN	0.4	0.2	0.8	50	4	2	0,010	O	
MIB0052 AlTiN	0.5	0.25	1	50	4	2	0,020	O	
MIB0062 AlTiN	0.6	0.3	1.2	50	4	2	0,020	O	
MIB0072 AlTiN	0.7	0.35	1.4	50	4	2	0,020	O	
MIB0082 AlTiN	0.8	0.4	1.6	50	4	2	0,020	O	
MIB0092 AlTiN	0.9	0.45	1. 8	50	4	2	0,020	O	
MIB0102 AlTiN	1	0.5	2	50	4	2	0,020	O	
MIB0112 AlTiN	1.1	0.55	2.2	50	4	2	0,020	O	
MIB0122 AlTiN	1.2	0.6	2.4	50	4	2	0,020	O	
MIB0132 AlTiN	1.3	0.65	2.6	50	4	2	0,020	O	
MIB0142 AlTiN	1.4	0.7	2.8	50	4	2	0,020	O	
MIB0152 AlTiN	1.5	0.75	3	50	4	2	0,020	O	
MIB0162 AlTiN	1.6	0.8	3.2	50	4	2	0,020	O	
MIB0172 AlTiN	1.7	0.85	3.4	50	4	2	0,020	O	
MIB0182 AlTiN	1.8	0.9	3.6	50	4	2	0,020	O	
MIB0192 AlTiN	1.9	0.95	3.8	50	4	2	0,020	O	
MIB0202 AlTiN	2	1	4	50	4	2	0,020	O	
MIB0212 AlTiN	2.1	1.05	4.2	50	4	2	0,020	O	
MIB0222 AlTiN	2.2	1.1	4.4	50	4	2	0,020	O	
MIB0232 AlTiN	2.3	1.15	4.6	50	4	2	0,020	O	
MIB0242 AlTiN	2.4	1.2	4.8	50	4	2	0,020	O	
MIB0252 AlTiN	2.5	1.25	5	50	4	2	0,020	O	
MIB0262 AlTiN	2.6	1.3	5.2	50	4	2	0,020	O	
MIB0272 AlTiN	2.7	1.35	5.4	50	4	2	0,020	O	
MIB0282 AlTiN	2.8	1.4	5.6	50	4	2	0,020	O	
MIB0292 AlTiN	2.9	1.45	5.8	50	4	2	0,020	O	
MIB0302 AlTiN	3	1.5	6	50	4	2	0,020	O	

Application: ■ Recommend ☐ Suitable x Not Recommend

Carbon steel, Alloy steel	Pre-harden steel ~45HRC	High-hardened ~50HRC	~55HRC	~60HRC	~65HRC	Stainless steel	Copper alloy	Aluminun alloy
☐	■	■	☐	-	-	☐	-	-

● Disponibile - *Lieferbar* - On stock ○ A richiesta - *Auf Anfrage* - On request

BALL NOSE - 2 FLUTES

- Micro Grain Carbide
- WC=90 Co=10 HV30=1571 Rupture=3750N/mm² Grain Size=0.61Jm

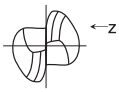

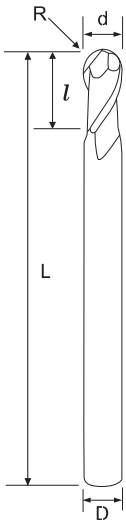

SSB MSB SB	Diameter d	Radius of Ball Nose R	Flute Length l	Full Length L	Shank Diameter D	Flutes Z	KG	STOCK	PRICELIST on
SSB0102 TiSiN	1	0.5	2	50	3	2	0,020	O	
MSB0102 TiSiN	1	0.5	2	50	4	2	0,020	O	
SSB0152 TiSiN	1.5	0.75	3	50	3	2	0,020	O	
MSB0152 TiSiN	1.5	0.75	3	50	4	2	0,020	O	
SSB0202 TiSiN	2	1	4	50	3	2	0,020	O	
MSB0202 TiSiN	2	1	4	50	4	2	0,020	O	
SSB0252 TiSiN	2.5	1.25	5	50	3	2	0,020	O	
MSB0252 TiSiN	2.5	1.25	5	50	4	2	0,020	O	
SSB0302 TiSiN	3	1.5	6	50	3	2	0,020	O	
MSB0302 TiSiN	3	1.5	6	50	4	2	0,020	O	
MSB0352 TiSiN	3.5	1.75	7	50	4	2	0,020	O	
MSB0402 TiSiN	4	2	8	50	4	2	0,020	O	
SB0102 TiSiN	1	0.5	2	50	6	2	0,020	O	
SB0152 TiSiN	1.5	0.75	3	50	6	2	0,020	O	
SB0202 TiSiN	2	1	4	50	6	2	0,020	O	
SB0252 TiSiN	2.5	1.25	5	50	6	2	0,020	O	
SB0302 TiSiN	3	1.5	6	50	6	2	0,020	O	
SB0352 TiSiN	3.5	1.75	7	50	6	2	0,020	O	
SB0402 TiSiN	4	2	8	50	6	2	0,020	O	
SB0452 TiSiN	4.5	2.25	9	50	6	2	0,020	O	
SB0502 TiSiN	5	2.5	10	50	6	2	0,020	O	
SB0552 TiSiN	5.5	2.75	11	50	6	2	0,020	O	
SB0602 TiSiN	6	3	12	50	6	2	0,040	O	
SB0702 TiSiN	7	3.5	14	60	8	2	0,040	O	
SB0802 TiSiN	8	4	16	60	8	2	0,080	O	
SB0902 TiSiN	9	4.5	18	75	10	2	0,080	O	
SB1002 TiSiN	10	5	20	75	10	2	0,080	O	
SB1102 TiSiN	11	5.5	22	75	12	2	0,080	O	
SB1202 TiSiN	12	6	24	75	12	2	0,100	O	
SB1402 TiSiN	14	7	28	100	16	2	0,240	O	
SB1602 TiSiN	16	8	32	100	16	2	0,240	O	
SB1802 TiSiN	18	9	36	100	20	2	0,360	O	
SB2002 TiSiN	20	10	40	100	20	2	0,390	O	

Application: ■ Recommend □ Suitable x Not Recommend

Carbon steel, Alloy steel	Pre-harden steel ~45HRC	High-hardened ~50HRC	~55HRC	~60HRC	~65HRC	Stainless steel	Copper alloy	Aluminun alloy
□	■	■	□	-	-	□	-	-

● **Disponibile - *Lieferbar* - On stock** O A richiesta - *Auf Anfrage* - On request

MULTI - FUNCTION END MILL SERIES - 2 FLUTES

Multi - function end mill series - 2 flutes

600 Nano | HRC ▶ 50 | 35° | AlTiN

HRC ▲40 | HRC ▲45 | HRC ▲50 | HRC ▲55 | HRC ▲60 | HRC ▲65

CDM	Diameter d	Flute Length l	Full Length L	Shank Diameter D	Tip Angle A	Flutes Z	KG	STOCK	PRICELIST on
CDM060030 AlTiN	3	6	50	4	60°	2	0,020	O	
CDM090030 AlTiN	3	6	50	4	90°	2	0,020	O	
CDM120030 AlTiN	3	6	50	4	120°	2	0,080	O	
CDM060040 AlTiN	4	8	50	6	60°	2	0,020	O	
CDM090040 AlTiN	4	8	50	6	90°	2	0,040	O	
CDM120040 AlTiN	4	8	50	6	120°	2	0,080	O	
CDM060050 AlTiN	5	10	50	6	60°	2	0,020	O	
CDM090050 AlTiN	5	10	50	6	90°	2	0,050	O	
CDM120050 AlTiN	5	10	50	6	120°	2	0,160	O	
CDM060060 AlTiN	6	12	60	8	60°	2	0,020	O	
CDM090060 AlTiN	6	12	60	8	90°	2	0,040	O	
CDM120060 AlTiN	6	12	60	8	120°	2	0,150	O	
CDM060080 AlTiN	8	16	75	10	60°	2	0,020	O	
CDM090080 AlTiN	8	16	75	10	90°	2	0,040	O	
CDM120080 AlTiN	8	16	75	10	120°	2	0,140	O	
CDM060100 AlTiN	10	20	75	12	60°	2	0,020	O	
CDM090100 AlTiN	10	20	75	12	90°	2	0,040	O	
CDM120100 AlTiN	10	20	75	12	120°	2	0,150	O	
CDM060120 AlTiN	12	25	75	12	60°	2	0,020	O	
CDM090120 AlTiN	12	25	75	12	90°	2	0,090	O	
CDM120120 AlTiN	12	25	75	12	120°	2	0,140	O	
CDM060140 AlTiN	14	28	80	14	60°	2	0,020	O	
CDM090140 AlTiN	14	28	80	14	90°	2	0,080	O	
CDM120140 AlTiN	14	28	80	14	120°	2	0,150	O	
CDM060160 AlTiN	16	32	100	16	60°	2	0,020	O	
CDM090160 AlTiN	16	32	100	16	90°	2	0,090	O	
CDM120160 AlTiN	16	32	100	16	120°	2	0,140	O	
CDM060200 AlTiN	20	35	100	20	60°	2	0,020	O	
CDM090200 AlTiN	20	35	100	20	90°	2	0,080	O	
CDM120200 AlTiN	20	35	100	20	120°	2	0,140	O	

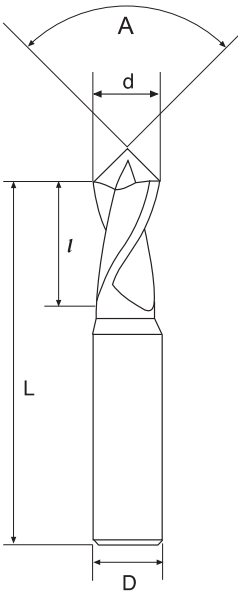

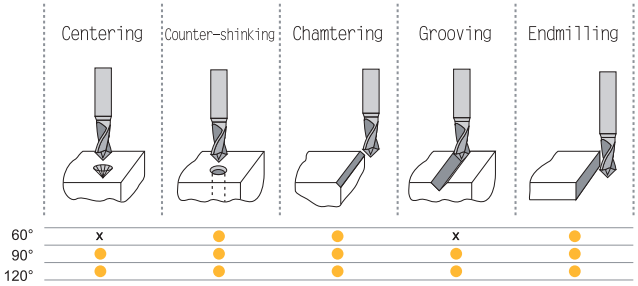

Application: ■ Recommend ☐ Suitable x Not Recommend

Carbon steel, Alloy steel	Pre-harden steel ~45HRC	High-hardened ~50HRC	~55HRC	~60HRC	~65HRC	Stainless steel	Copper alloy	Aluminun alloy
☐	■	■	☐	-	-	☐	-	-

● Disponibile - *Lieferbar* - On stock ○ A richiesta - *Auf Anfrage* - On request

PROFI-BOX SET PE TiSiN

			d	l	L	D	z	STOCK	
				(mm)					
Art. SET PE 3T TiSiN 45°	n° 1	PE0603 TiSiN	6	16	50	6	3	●	SPECIAL NET PRICE PROMO
	n° 1	PE0803 TiSiN	8	20	60	8	3		
	n° 1	PE1003 TiSiN	10	30	75	10	3		
	n° 1	PE1203 TiSiN	12	32	75	12	3		
Art. SET PE 4T TiSiN 45°	n° 1	PE0604 TiSiN	6	16	50	6	4	●	SPECIAL NET PRICE PROMO
	n° 1	PE0804 TiSiN	8	20	60	8	4		
	n° 1	PE1004 TiSiN	10	30	75	10	4		
	n° 1	PE1204 TiSiN	12	32	75	12	4		



PROFI-BOX SET MPE TiSiN

			d	l	L	D	z	STOCK	
				(mm)					
Art. SET MPE 3T TiSiN 45°	n° 10	MPE0103 TiSiN	1	3	50	4	3	●	SPECIAL NET PRICE PROMO
	n° 10	MPE0153 TiSiN	1,5	4	50	4	3		
	n° 10	MPE0203 TiSiN	2	6	50	4	3		
	n° 10	MPE0303 TiSiN	3	8	50	4	3		
	n° 10	MPE0403 TiSiN	4	11	50	4	3		



PROFI-BOX SET MSB TiSiN

			d	R	l	L	D	Z	STOCK	
					(mm)					
Art. SET MSB 2T/50 TiSiN 35°	n° 10	MSB0102 TiSiN	1	0,5	2	50	4	2	●	SPECIAL NET PRICE PROMO
	n° 10	MSB0152 TiSiN	1,5	0,75	3	50	4	2		
	n° 10	MSB0202 TiSiN	2	1	4	50	4	2		
	n° 10	MSB0302 TiSiN	3	1,5	6	50	4	2		
	n° 10	MSB0402 TiSiN	4	2	8	50	4	2		

● **Disponibile - *Lieferbar* - On stock** ○ A richiesta - *Auf Anfrage* - On request

SPARE PARTS

CODICE ORDINE Bestell-Nr. Order No.
A02-20033 (M2X3,3 T06)
A02-35082 (M3,5X8,2 T15)
A02-60120 (M6X12 T25)
A06-50088 (M5X8,8 T20)
A13-25042 (M2,5X4,2 T08)
A13-25050 (M2,5X5 T08)
A13-30073 (M3X7,3 T08)
AKE 12,4
AS 0043 (M5X8,5 2,5)
AS 0044 (M6X10 3)
BFTX01604N (M1,6X4,2 T06)
BFTX0204N (M2X4,8 T06)
BFTX02206N (M2,2X5,6 T07)
BFTX02506N (M2,5X6,5 T08)
BFTX03584 (M3,5X8,6 T15)
BFTX0511N (M5X11,5 T20)
BFTX0615N (M6X15 T25)
BL0 (M4X8,2 T15)
BL1 (M5X10 T20)
BL2 (M6X12,5 T25)
BL3 (M8X16 5)
BL4 (M8X20 5)
BL5 (M10X25 6)
BL6 (M10X30 6)
BL7 (M12X35 8)
BL8 (M12X40 8)
BL9 (M2,5X6,5 T07)
BL10 (M3X8,2 T09)
BL11 (M2X5,5 T06)
BT05 (TORX 05)
BT06 (TORX 06)
BT07 (TORX 07)
BT08 (TORX 08)
BT09 (TORX 09)
BT15 (TORX 15)
BT20 (TORX 20)
BT25 (TORX 25)
BT25 IP (TORX PLUS 25)
CBH 08-10-12-16
CVB35 (M3,5X4 T15)
CVB45
CVB55 (M8X21 IP25)
CVB55 L (M8X21 4)
E1
G1 (M5X6 2,5)
GBS1111 (M5X8 3,5)
GBS1111E
GBS1221 (M6X9 4,5)
GBS1221E
GBS-3E
GESL
VT40 SL (M4X5 T15)
VT50 BHM (M5X12 3)
GS1
HP1111
HP1111E
HP1221
HP1321
HP2421
HP2421E
HP4751
K25
KP 1111 (ESAGONO 2,5)
KP 3111 (ESAGONO 3)

CODICE ORDINE Bestell-Nr. Order No.
KVR 16
M6-16 (M6X16,2 5)
M8X5QC (M8X1X5 3)
MP1111
MP1221
MP1321
MP3111
P1
RE0 (M3X5 1,5)
RE1 (M3X6 1,5)
RE2 (M4X8 2)
RE3 (M5X8 2,5)
RE4 (M5X12 2,5)
RE5 (M8X12 4)
RE6 (M8X16 4)
RE7 (M8X20 4)
RE8 (M8X20 4)
RE9 (M3X4 1,5)
RE10 (M3X5 1,5)
RE11 (M2X4 0,89)
RP1111
RP1111E
RP1221
RP1321
RP3112
S12 NEW
S25 (M6X5,5 3)
S35 (M6X48,7 3)
SP1111 (M8X18,2 3)
SP1111E
SP1114 (M8X16,8 3)
SP1221 (M8X20,5 3)
SP1321 (M10X26,5 4)
SP3111 (M6X16,7 2,5)
SS1111 (M3,5X11 T15)
SS1114 (M3,5X7,2 T15)
SS1221 (M4,5X12 T15)
SS1751 (M2,5X6 T08)
SS8831 (M3X7,3 T08)
T16 NEW
UP1111
UP1111E
UP1221
UP1321
UP2421
UP2421E
UP5112
UP5321
UP5421
UP6211
UP71011
UP71011E
UP71111
US1111
US1111E
US1221
US1221E
US2311
US2311E
US3431
US3450
US4111
US4221
US5511

CODICE ORDINE Bestell-Nr. Order No.
US6522
US6522E
US-3R
US-3L
USR-3E
V04-T0600
V04-T0800
V04-T1500
V04-T2000
V04-T2500
V1005 (M5X11 T20)
V1006 (M6X16,2 T20)
V11 (M3X8,2 T09)
V26 (M2,5X5,5 T07)
V27 (M2,5X6,5 T07)
V36 (M3,5X10 T15)
V41 (M4X11,7 T15)
VF4 (M4X8 T08)
VFS088 (M8X30)
VT16 (M1,6X3,2 T06)
VT1604 (M1,6X3,5 T05)
VT18 (M1,8X3,7 T06)
VT18 B (M1,8X3 T06)
VT20 (M2X4,8 T06)
VT20 B (M2X3,2 T06)
VT22 (M2,2X4,8 T07)
VT22 B (M2,2X4,5 T06)
VT24 (M2X3,8 T06)
VT25 (M2,5X5,5 T08)
VT25 B (M2,5X5 T08)
VT25 FLEXIMILL (M2,5X5,5 T08)
VT2530 (M2,5X4,5 T07)
VT2565 (M2,5X6,5 T08)
VT25 830 (M2,5X5,5 T08)
VT30 745 (M3X7,4 T09)
VT30 G (M3X7 T08)
VT35 (M3,5X8,6 T15)
VT35 S (M3,5X8,6 T15)
VT3511 (M3,5X11 T15)
VT40 (M4X9 T15)
VT4010 (M4X11,2 T15)
VT40 710 (M4X10,5 T15)
VT40 735 (M4X11,7 T15)
VT40 835 (M4X11,7 T15)
VT40 B (M4X8,3 T15)
VT40 FSB (M4X8 T15)
VT40QC (M4X0,7 3)
VT40-3E
VT40 R (M4X10 T15)
VT40 S (M4X11,5 T20)
VT45 (M4,5X10,5 T20)
VT50 (M5X11 T20)
VT.FB.030 (M8X30,5)
VT.FB.035 (M10X31)
VT.FB.STANDARD (M12X30 8)
VTX 3503 (M3,5X3,3 T09)
VTX 3504 (M3,5X4,2 T09)
VTX 405 (M4X5,2 T15)
VTX 408 (M4X7,8 T15)
ADPT G1/8-6
ADPT G1/8-8

RICAMBI _ *ERSATZTEILE* _ SPAREPARTS

YES DRILL

CODICE ORDINE Bestell-Nr. Order No.
CHIAVE 1,3
CHIAVE 1,5
CHIAVE 2,0
CHIAVE 2,5
CHIAVE 3,0
CAP SCREW CS 080-085 SL
CAP SCREW CS 090-095 SL
CAP SCREW CS 100-115 SL
CAP SCREW CS 120-135 SL
CAP SCREW CS 140-155 SL
CAP SCREW CS 160-175 SL
CAP SCREW CS 180-195 SL
CAP SCREW CS 200-215 SL
CAP SCREW CS 220-235 SL
CAP SCREW CS 240-255 SL
CAP SCREW CS 260-275 SL
CAP SCREW CS 280-295 SL
CAP SCREW CS 300-315 SL
CAP SCREW CS 320-355 SL
CAP SCREW CS 360-395 SL
CAP SCREW CS 400-445 SL
CAP SCREW CS 450-500 SL
GRANO M2,5X4 SL
GRANO M3X6 SL
GRANO M4X8 SL
GRANO M5X10 SL
GRANO M6X12 SL

SLIM CHUCK

CODICE ORDINE Bestell-Nr. Order No.
CHIAVE 30194-002
CHIAVE 30194-632
CHIAVE 30194-643
CHIAVE 30194-644
VITE M4L70
VITE M4L85
VITE M5L95
VITE M5L100
BUSSOLA OP-M8
BUSSOLA OP-M10
BUSSOLA OP-M12
BUSSOLA OP-M16
ESTRATTORE TP-M8
ESTRATTORE TP-M12

NICECUT

CODICE ORDINE Bestell-Nr. Order No.
CL-1S
K-3
L-6
L-12
L-13
L-14
L-15
L-18
M-1
MA-1
N-4
N-5
N-6
N-7

PARAMETERS

MILLING		P	M	K	N	S	H
APMX 060210 MPH	**K400**	P25-P40	M20-M40	K20-K40			
	fz	0,2-0,7	0,2-0,7	0,2-0,7			
	ap	0,2-0,6	0,2-0,6	0,2-0,6			
	VC	110-200	90-160	120-230			
APKT 060204 PDTR-K	**K400**	P25-P40	M20-M40	K20-K40			
	fz	0,05-0,25	0,05-0,25	0,05-0,25			
	ap	0,5-2,5	0,5-2,5	0,5-2,5			
	VC	110-200	90-160	120-230			
APKT 060204 PDER-S	**K300**	P25-P40	M20-M40	K20-K40			
	fz	0,05-0,25	0,05-0,25	0,05-0,25			
	ap	0,5-2,5	0,5-2,5	0,5-2,5			
	VC	110-200	90-160	120-230			
APKT 060204 PDER-S	**P200**	P10-P20		K10-K20			
	fz	0,05-0,25		0,05-0,25			
	ap	0,5-2,5		0,5-2,5			
	VC	180-280		160-270			
APKT 060204 PDER-S	**P300**	P30-P40	M30-M40				
	fz	0,05-0,25	0,05-0,25				
	ap	0,05-2,5	0,05-2,5				
	VC	110-180	90-160				
APKT 060220 PDER-S	**P200**	P25-P40	M20-M40	K20-K40			
	fz	0,05-0,25	0,05-0,25	0,05-0,25			
	ap	0,5-2,5	0,5-2,5	0,5-2,5			
	VC	110-200	90-160	120-230			
APKT 060220 PDER-S	**P300**	P10-P20		K10-K20			
	fz	0,05-0,25		0,05-0,25			
	ap	0,5-2,5		0,5-2,5			
	VC	180-280		160-270			
APKT 060220 PDER-S	**K300**	P30-P40	M30-M40				
	fz	0,05-0,25	0,05-0,25				
	ap	0,05-2,5	0,05-2,5				
	VC	110-180	90-160				
APKT 1003 PDR-M	**K400**	P25-P40	M20-M40	K20-K40			
	fz	0,10-0,30	0,10-0,30	0,10-0,30			
	ap	0,1-4	0,1-4	0,1-4			
	VC	100-170	70-130	120-230			
APKT 1003 PDER-S	**K300**	P25-P40	M20-M40	K20-K40			
	fz	0,10-0,30	0,10-0,30	0,10-0,30			
	ap	0,1-4	0,1-4	0,1-4			
	VC	100-170	70-130	120-230			
APKT 1003 PDER-S	**P200**	P10-P20		K10-K20			
	fz	0,05-0,30		0,05-0,30			
	ap	0,1-4		0,1-4			
	VC	180-280		160-270			
APKT 1003 PDER-S	**P300**	P30-P40	M30-M40				
	fz	0,05-0,25	0,05-0,25				
	ap	0,1-4	0,1-4				
	VC	110-120	90-160				
APKT 1003 PDFR-R 04 ALU	**K15**				K10-K15		
	fz				0,10-0,40		
	ap				0,1-0,7		
	VC				200-700		
APKT 1604 PDR-M	**K400**	P25-P40	M20-M40	K20-K40			
	fz	0,10-0,30	0,10-0,30	0,10-0,30			
	ap	0,1-7	0,1-7	0,1-7			
	VC	100-170	70-130	120-230			

PARAMETRI INSERTI _ *SCHNITTDATEN* _ CUTTING CONDITION

MILLING		P	M	K	N	S	H
APKT 1604 PDER-S	**K300**	P25-P40	M20-M40	K20-K40			
	fz	0,10-0,30	0,10-0,30	0,10-0,30			
	ap	0,1-7	0,1-7	0,1-7			
	VC	100-170	70-130	120-230			
APKT 1604 PDER-S	**P200**	P10-P20		K10-K20			
	fz	0,05-0,20		0,05-0,20			
	ap	0,1-7		0,1-7			
	VC	180-280		160-270			
APKT 1604 PDER-S	**P300**	P30-P40	M30-M40				
	fz	0,05-0,25	0,05-0,25				
	ap	0,1-7	0,1-7				
	VC	110-120	90-160				
APKT 1604 PDFR-R04 ALU	**K15**				K10-K15		
	fz				0,10-0,40		
	ap				0,1-11,2		
	VC				200-700		
APKT 1604 PDFR-R08 ALU	**K15**				K10-K15		
	fz				0,10-0,40		
	ap				0,1-11,2		
	VC				200-700		
APPT 100308 PDSR-MM	**K400**	P25-P40	M20-M40	K20-K40			
	fz	0,10-0,30	0,10-0,30	0,10-0,30			
	ap	0,1-4	0,1-4	0,1-4			
	VC	100-170	70-130	120-230			
APPT 160408 PDSR-MM	**K400**	P25-P40	M20-M40	K20-K40			
	fz	0,10-0,30	0,10-0,30	0,10-0,30			
	ap	0,1-7	0,1-7	0,1-7			
	VC	100-170	70-130	120-230			
APHX 1003 FR-ALU	**K15**				K10-K15		
	fz				0,10-0,20		
	ap				0,1-4		
	VC				200-700		
APHX 1604 FR-ALU	**K15**				K10-K15		
	fz				0,10-0,20		
	ap				0,1-8		
	VC				200-700		
APHX 1604 PDR-ALU	**K15**				K10-K15		
	fz				0,10-0,20		
	ap				0,1-8		
	VC				200-700		
APHT 100304	**P25**	P25					
	fz	0,07-0,15					
	ap	0,1-4					
	VC	70-200					
APHT 100304	**TIN**	P20-P40	M20-M40				
	fz	0,07-0,18	0,07-0,18				
	ap	0,1-4	0,1-4				
	VC	120-250	80-200				
APHT 100304	**TIALN**	P20-P25	M20-M35	K20-K30			
	fz	0,07-0,20	0,07-0,20	0,07-0,20			
	ap	0,5-4	0,5-4	0,5-4			
	VC	110-220	70-130	120-230			
APHT 1604 PDR	**P25**	P25					
	fz	0,10-0,18					
	ap	0,1-7					
	VC	70-200					

MILLING		P	M	K	N	S	H
APHT 1604 PDR	**TIN**	P20-P40	M20-M40				
	fz	0,10-0,20	0,08-0,18				
	ap	0,1-7	0,1-7				
	VC	110-220	70-130				
APHT 1604 PDR	**TIALN**	P20-P25	M20-M35	K20-K30			
	fz	0,05-0,20	0,05-0,20	0,05-0,20			
	ap	0,5-7	0,5-7	0,5-7			
	VC	120-280	80-200	120-230			
CCMT 0602 02/04	**K400**	P10-P30	M10-M25	K10-K20			
	fz	0,07-0,17	0,06-0,14	0,06-0,15			
	ap	0,3-1,8	0,3-1,4	0,3-1,8			
	VC	120-250	80-220	120-230			
CCMT 09T3 04/08	**K400**	P10-P30	M10-M25	K10-K20			
	fz	0,09-0,20	0,08-0,26	0,08-0,20			
	ap	0,3-2,5	0,3-2	0,3-2,5			
	VC	120-250	80-220	120-230			
CCMT 1204 04/08	**K400**	P10-P30	M10-M25	K10-K20			
	fz	0,18-0,45	0,18-0,35	0,15-0,50			
	ap	0,5-4	0,5-4	0,5-5			
	VC	120-250	80-220	120-230			
CPMT 05T104	**K300**	P15-P30	M20-M35	K15-K30			
	fz	0,15-0,4	0,15-0,4	0,15-0,4			
	ap	0,1-3,5	0,1-3,5	0,1-3,5			
	VC	130-220	100-160	120-180			
CPMT 05T1 02/04 EN-PS	**P200**	P10-P20		K10-K20			
	fz	0,15-0,4		0,15-0,4			
	ap	0,1-3,5		0,1-3,5			
	VC	150-250		150-230			
CPMT 05T1 02/04 EN-PM1	**K400**	P20-P35	M15-M30	K15-K25			
	fz	0,15-0,4	0,15-0,4	0,15-0,4			
	ap	0,1-3,5	0,1-3,5	0,1-3,5			
	VC	130-220	100-160	120-180			
LNEX 1006	**K15**				K10-K20		
	fz				0,05-0,20		
	ap				0,1-4		
	VC				250-400		
LNEX 1510	**K15**				K10-K20		
	fz				0,05-0,20		
	ap				0,1-6		
	VC				250-400		
LNKX 1006	**K400**	P25-P40	M20-M40	K20-K40			
	fz	0,10-0,30	0,10-0,30	0,10-0,30			
	ap	0,1-4	0,1-4	0,1-4			
	VC	110-200	90-160	120-230			
LNKX 1510	**K400**	P25-P40	M20-M40	K20-K40			
	fz	0,10-0,30	0,10-0,30	0,10-0,30			
	ap	0,1-6	0,1-6	0,1-6			
	VC	110-220	90-160	120-200			
LNMX 1006	**K300**	P25-P40	M20-M40	K20-K40			
	fz	0,10-0,30	0,10-0,30	0,10-0,30			
	ap	0,1-4	0,1-4	0,1-4			
	VC	110-200	90-160	120-230			
LNMX 1006	**P200**	P10-P20		K10-K20			
	fz	0,05-0,20		0,10-0,25			
	ap	0,1-4		0,1-4			
	VC	100-220		120-220			

PARAMETRI INSERTI _ *SCHNITTDATEN* _ CUTTING CONDITION

MILLING		P	M	K	N	S	H
LNMX 1006	**P300**	P30-P40	M30-M40				
	fz	0,05-0,25	0,05-0,20				
	ap	0,1-4	0,1-4				
	VC	100-170	60-130				
LNMX 1510	**K300**	P25-P40	M20-M40	K20-K40			
	fz	0,10-0,30	0,10-0,30	0,10-0,30			
	ap	0,1-6	0,1-6	0,1-6			
	VC	110-220	90-160	120-200			
LNMX 1510	**P200**	P10-P20		K10-K20			
	fz	0,05-0,20		0,05-0,25			
	ap	0,1-6		0,1-6			
	VC	110-220		110-220			
LNMX 1510	**P300**	P30-P40	M30-M40				
	fz	0,08-0,25	0,08-0,25				
	ap	0,1-6	0,1-6				
	VC	100-170	60-130				
ONMU 1205 ANN	**K300**	P25-P40	M20-M40	K20-K40			
	fz	0,05-0,25	0,05-0,25	0,05-0,25			
	ap	0,5-2,5	0,5-2,5	0,5-2,5			
	VC	110-220	90-160	120-200			
ONMU 1205 ANN	**P200**	P10-P20		K10-K20			
	fz	0,05-0,25		0,05-0,25			
	ap	0,5-2,5		0,5-2,5			
	VC	180-280		160-270			
ONMU 1205 ANN	**P300**	P30-P40	M30-M40				
	fz	0,05-0,25	0,05-0,25				
	ap	0,5-2,5	0,5-2,5				
	VC	110-190	90-170				
RDHT 0501 MOF ALU	**K15**				K05-K10		
	fz				0,2-1		
	ap				0,5-2		
	VC				100-350		
RDKW 0501 MOS-MP **RDKW 0702 MOS-MP**	**K400**	P15-P35	M30-M40	K10-K30			
	fz	0,11-0,22	0,08-0,18	0,11-0,22			
	ap	0,3-3	0,3-3	0,3-3			
	VC	180-300	100-150	220-300			
RDHT 0702 MOF ALU	**K15**				K05-K10		
	fz				0,2-1		
	ap				0,5-3		
	VC				100-350		
RDHT 1003 MOF ALU	**K15**				K05-K10		
	fz				0,2-1		
	ap				1-3,5		
	VC				100-350		
RDKW 1003 MOS-MP **RDKW 12T3 MOS-MP**	**K400**	P15-P35	M30-M40	K10-K30			
	fz	0,11-0,22	0,08-0,18	0,11-0,22			
	ap	1-6	1-6	1-6			
	VC	180-300	100-150	220-300			
RDHT 12T3 MOF ALU	**K15**				K05-K10		
	fz				0,2-1		
	ap				1-4		
	VC				100-350		

MILLING		P	M	K	N	S	H
RDHT 1604 MOF ALU	**K15**				K05-K10		
	fz				0,2-1		
	ap				1-5		
	VC				100-350		
RDKW 1604MOS-MP	**K400**	P15-P35	M30-M40	K10-K30			
	fz	0,11-0,22	0,08-0,18	0,11-0,22			
	ap	1-8	1-8	1-8			
	VC	180-300	100-150	220-300			
SCMT 060204	**K400**	P15-P30	M20-M35	K15-K30			
	fz	0,05-2	0,05-2	0,05-2			
	ap	0,1-2	0,1-2	0,1-2			
	VC	100-240	130-220	120-200			
SCMT 060204	**K400**	P15-P30	M20-M35	K15-K30			
	f	0,05-2	0,05-2	0,05-2			
	--	--	--	--			
	VC	100-240	130-220	120-200			
SCMT 09T308	**K400**	P10-P30	M10-M25	K10-K20			
	fz	0,18-0,45	0,20-0,40	0,15-0,50			
	ap	0,5-3,2	0,5-3,2	0,5-4			
	VC	120-250	80-220	120-230			
SCMT 120408	**K400**	P10-P30	M10-M25	K10-K20			
	fz	0,13-0,30	0,20-0,40	0,15-0,50			
	ap	1-5	1-5	1-5			
	VC	120-250	110-170	120-230			
SDMT 1205 PDR.69	**P25/P40**	P25					
	fz	0,07-0,20					
	ap	0,1-8,8					
	VC	70-200					
SDMT 1205 PDR.69	**TIN**	P20-P40	M20-M40				
	fz	0,10-0,25	0,07-0,20				
	ap	0,1-8,8	0,1-5,3				
	VC	120-280	80-200				
SDMT 1205 PDR.69	**TIALN**	P20-P35	M20-M35	K20-K30			
	fz	0,10-0,30	0,10-0,30	0,10-0,30			
	ap	1-5	1-5	1-5			
	VC	110-220	70-130	120-230			
SEEX 12T408 TiN	**TiN**	P25-P40	M20-M40	K20-K40			
	fz	0,08-0,15	0,08-0,15	0,08-0,15			
	ap	0,5-2,5	0,5-2,5	0,5-2,5			
	VC	80-150	80-150	80-150			
SEHT 13T3	**K300**	P25-P40	M20-M40	K20-K40			
	fz	0,10-0,30	0,05-0,25	0,10-0,30			
	ap	0,5-5	0,5-5	0,5-5			
	VC	110-220	90-160	120-200			
SEHT 13T3	**P200**	P25-P40		K10-K20			
	fz	0,08-0,30		0,05-0,30			
	ap	0,1-5		0,1-5			
	VC	170-250		160-260			
SEHT 13T3	**P300**	P30-P40	M30-M40				
	fz	0,05-0,30	0,01-0,30				
	ap	0,5-5	0,1-5				
	VC	110-190	80-150				
SEHX 13T03 ALU	**K15**				N10-N20		
	fz				0,10-0,30		
	ap				0,1-3		
	VC				200-350		

PARAMETRI INSERTI _ *SCHNITTDATEN* _ CUTTING CONDITION

MILLING		P	M	K	N	S	H
SEHX 1204 ALU	**K15**				K10-K20		
	fz				0,10-0,30		
	ap				0,1-3		
	VC				200-350		
SEKR 1203 AFTN	**K400**	P15-P40	M15-M35	K10-K50			
	fz	0,15-0,36	0,12-0,26	0,15-0,41			
	ap	0,5-5	0,5-5	0,5-7			
	VC	130-240	70-170	100-200			
SDHT 1204 AFTN **SEKT 1204 AFTN**	**K400**	P25-P40	M20-M40	K20-K40			
	fz	0,10-0,16	0,10-0,13	0,10-0,15			
	ap	0,5-5	0,5-5	0,5-5			
	VC	130-240	70-170	100-200			
SNEX 1206 ANN MA ALU	**K15**				K10-K20		
	fz				0,10-0,30		
	ap				0,1-3		
	VC				200-350		
SNHX 1102/03 T	**P25**	P25					
	fz	0,05-0,11					
	ap	0,1-11					
	VC	70-90					
SNHX 1102/03 T	**TIN**	P20-P40	M20-M40				
	fz	0,06-0,15	0,05-0,1				
	ap	0,1-11	0,1-11				
	VC	140-160	90-120				
SNHX 1203/05 T	**P25**	P25					
	fz	0,05-0,11					
	ap	0,1-12					
	VC	70-90					
SNHX 1203/05 T	**TIN**	P20-P40	M20-M40				
	fz	0,06-0,15	0,05-0,1				
	ap	0,1-12	0,1-12				
	VC	140-160	90-120				
SNHX 1102/03 T **SNHX 1203/05 T**	**TIALN**	P25-P40	M20-M40	K20-K40			
	fz	0,08-0,15	0,08-0,15	0,08-0,15			
	ap	--	--	--			
	VC	120-200	70-130	130-210			
SNHX 1102/03 ALU **SNHX 1203/05 ALU**	**K15**				K10-K15		
	fz				0,08-0,15		
	ap				--		
	VC				200-500		
SNMU 1206 ANER	**K300**	P25-P40	M20-M40	K20-K40			
	fz	0,05-0,25	0,05-0,25	0,05-0,25			
	ap	0,5-5	0,5-5	0,5-5			
	VC	110-220	90-160	120-200			
SNMU 1206 ANER	**P200**	P10-P20		K10-K20			
	fz	0,05-0,25		0,05-0,25			
	ap	0,5-5		0,5-5			
	VC	190-290		200-300			
SNMU 1206 ANER	**P300**	P30-P40	M30-M40				
	fz	0,05-0,25	0,05-0,25				
	ap	0,5-5	0,5-5				
	VC	110-190	90-170				

MILLING		P	M	K	N	S	H
SNMX 1206 ANN1	**K300**	P25-P40	M20-M40	K20-K40			
	fz	0,10-0,30	0,05-0,25	0,10-0,30			
	ap	0,5-5	0,5-5	0,5-5			
	VC	110-220	90-160	120-200			
SNMX 1206 ANN1	**P200**	P25-P40		K20-K40			
	fz	0,05-0,25		0,05-0,20			
	ap	0,5-5		0,5-5			
	VC	180-280		160-270			
SNMX 1206 ANN1	**P300**	P30-P40	M20-M40				
	fz	0,05-0,25	0,05-0,25				
	ap	0,5-5	0,5-5				
	VC	110-190	70-170				
SNKX 1206 ANN1	**K400**	P25-P40	M20-M40	K20-K40			
	fz	0,08-0,12	0,06-0,2	0,12-0,35			
	ap	0,12-6	0,12-6	0,12-6			
	VC	110-200	70-150	120-200			
SPGT 060304 ALU	**K15**				K10-K15		
	fz				0,10-0,20		
	ap				0,5-2,0		
	VC				200-700		
SPGT 09T308 ALU	**K15**				K10-K15		
	fz				0,10-0,20		
	ap				0,5-2,0		
	VC				200-700		
SPGT 120408 ALU	**K15**				K10-K15		
	fz				0,10-0,20		
	ap				0,5-5,0		
	VC				200-700		
SPMT 060304	**K400**	P15-P40	M15-M35	K10-K50			
	fz	0,05-0,10	0,05-0,08	0,05-0,12			
	ap	0,3-3	0,3-3	0,3-3			
	VC	130-240	70-170	110-220			
SPMT 09T308	**K400**	P15-P40	M15-M35	K10-K50			
	fz	0,08-0,20	0,08-0,20	0,05-0,20			
	ap	0,5-4	0,5-4	0,5-4			
	VC	130-240	70-170	110-220			
SPMT 120408	**K400**	P15-P40	M15-M35	K10-K50			
	fz	0,08-0,20	0,08-0,20	0,11-0,25			
	ap	0,5-6	0,5-6	0,5-6			
	VC	130-240	70-170	110-220			
TCGX 163504	**K400**	P10-P30	M10-M25	K10-K20			
	fz	0,08-0,15	0,08-0,15	0,08-0,15			
	ap	1-7,5	1-7,5	1-7,5			
	VC	30-70	30-50	70-90			
TCMT 080204	**K400**	P10-P30	M10-M25	K10-K20			
	fz	0,03-0,15	0,03-0,15	0,03-0,15			
	ap	0,1-1,0	0,1-1,0	0,1-1,0			
	VC	80-150	60-130	100-160			
TCMT 1102 02/04	**K400**	P10-P30	M10-M25	K10-K20			
	fz	0,08-0,17	0,06-0,16	0,06-0,15			
	ap	0,3-1,8	0,3-1,4	0,3-1,8			
	VC	100-200	80-170	120-230			
TCMT 16T3 04/08	**K400**	P10-P30	M10-M25	K10-K20			
	fz	0,10-0,20	0,08-0,16	0,08-0,18			
	ap	0,3-2,5	0,3-2	0,3-2,5			
	VC	120-250	80-170	120-230			

PARAMETRI INSERTI _ *SCHNITTDATEN* _ CUTTING CONDITION

MILLING		P	M	K	N	S	H
TCEX 13T302 NEW	**K400**	P10-P30	M10-M25	K10-K20			
	fz	0,08-0,15	0,08-0,15	0,08-0,15			
	ap	1-5,5	1-5,5	1-5,5			
	VC	30-70	30-50	70-90			
TCMX 16T3/08 ZR	**TIN/TiALN**	P25-P40	M20-M40	K20-K40			
	fz	0,02-0,04	0,02-0,04	0,02-0,04			
	ap	0,5-1,5	0,5-1,5	0,5-1,5			
	VC	30-70	30-50	50-90			
WNEU 040304/08	**K300**	P25-P40	M20-M40	K20-K40			
	fz	0,10-0,30	0,10-0,30	0,10-0,30			
	ap	0,5-3,5	0,5-3,5	0,5-3,5			
	VC	110-200	50-120	120-200			
WNEU 040304/08	**P200**	P10-P20		K10-K20			
	fz	0,10-0,30		0,10-0,30			
	ap	0,5-3,5		0,5-3,5			
	VC	110-220		110-220			
WNEU 040304/08	**P300**	P25-P40	M30-M40				
	fz	0,10-0,30	0,10-0,30				
	ap	0,5-3,5	0,5-3,5				
	VC	110-200	60-130				
WNEU 080608/12	**K300**	P25-P40	M20-M40	K20-K40			
	fz	0,10-0,30	0,10-0,30	0,10-0,30			
	ap	0,5-6	0,5-6	0,5-6			
	VC	110-200	50-120	120-200			
WNEU 080608/12	**P200**	P10-P20		K10-K20			
	fz	0,10-0,30		0,10-0,30			
	ap	0,5-6		0,5-6			
	VC	110-220		110-220			
WNEU 080608/12	**P300**	P30-P40	M30-M40				
	fz	0,10-0,30	0,10-0,30				
	ap	0,5-6	0,5-6				
	VC	100-170	60-130				
WNEU 080608	**K400**	P25-P40	M20-M40	K20-K40			
	fz	0,10-0,30	0,10-0,30	0,10-0,30			
	ap	0,5-6	0,5-6	0,5-6			
	VC	110-200	50-120	120-200			
WNMU 080608-MB	**K400**	P25-P40	M20-M40	K20-K40			
	fz	0,10-0,30	0,10-0,30	0,10-0,30			
	ap	0,5-6	0,5-6	0,5-6			
	VC	110-200	50-120	120-200			
WNEX 080608 ALU	**K15**				K10-K20		
	fz				0,10-0,30		
	ap				0,5-6		
	VC				300-500		
XNEX 080610-HF	**K400**		M20-M40				
	fz		0,40-1,00				
	ap		0,30				
	VC		114-171				
XECX 32T3 NEW	**TIN**	P10-P40			K10-K40		
	fz	0,06-0,12			0,05-0,25		
	ap	0,05-3,00			0,05-3,00		
	VC	120-160			500-1800		

TURNING		P	M	K	N	S	H
CCGT 030102 - FN	**K400**	P20-P35	M10-M25	K10-K20			
	f	0,03-0,15	0,03-0,15	0,03-0,15			
	--	--	--	--			
	VC	100-190	70-90	120-200			
CCGT 0602 02/04 ALU **CCGT 09T3 02/04/08 ALU** **CCGT 1204 02/04/08 ALU**	**K15**				K10-K20		
	f				0,05-0,20		
	--				--		
	VC				160-250		
CCMT 0602 02/04	**K400**	P10-P30	M10-M25	K10-K20			
	f	0,07-0,17	0,06-0,14	0,06-0,15			
	--	--	--	--			
	VC	120-250	80-220	120-230			
CCMT 09T3 04/08	**K400**	P10-P30	M10-M25	K10-K20			
	f	0,09-0,20	0,08-0,26	0,08-0,20			
	--	--	--	--			
	VC	120-250	80-220	120-230			
CCMT 1204 04/08	**K400**	P10-P30	M10-M25	K10-K20			
	f	0,18-0,45	0,18-0,35	0,15-0,50			
	--	--	--	--			
	VC	120-250	80-220	120-230			
CPGT 05T1 02-04 **CDGT 0401 01/02/04 N-ALU**	**K15**				K10-K15		
	f				0,03-0,12		
	--				--		
	VC				160-250		
CDGT 0401 02/04 FN	**K400**	P20-P35	M15-M30	K15-K25			
	f	0,03-0,15	0,03-0,15	0,03-0,15			
	--	--	--	--			
	VC	110-190	70-90	120-200			
DCGT 04T002 FN-ALU	**K15**				K10-K15		
	f				0,02-0,15		
	--				--		
	VC				160-250		
DCGT 04T002 EN-PM1	**K400**	P20-P35	M15-M30	K15-K25			
	f	0,05-0,20	0,05-0,20	0,05-0,20			
	--	--	--	--			
	VC	100-190	70-90	120-200			
DCGT 0702 02/04	**K15**				K10-K20		
	f				0,08-0,20		
	--				--		
	VC				160-250		
DCGT 11T302 04/08	**K15**				K10-K20		
	f				0,10-0,25		
	--				--		
	VC				160-250		
DCMT 0702 02/04 	**K400**	P10-P30	M10-M25	K10-K20			
	f	0,07-0,17	0,06-0,14	0,06-0,15			
	--	--	--	--			
	VC	120-250	80-220	120-230			
DCMT 11T3 02/04/08 	**K400**	P10-P30	M10-M25	K10-K20			
	f	0,18-0,45	0,18-0,35	0,15-0,55			
	--	--	--	--			
	VC	120-250	80-220	120-230			
SCGT 09T3 04/08 ALU **SCGT 120408 ALU**	**K15**				K10-K20		
	f				0,10-0,25		
	--				--		
	VC				160-250		

PARAMETRI INSERTI _ *SCHNITTDATEN* _ CUTTING CONDITION

TURNING		P	M	K	N	S	H
SCMT 09T308	**K400**	P10-P30	M10-M25	K10-K20			
	f	0,18-0,45	0,20-0,40	0,15-0,50			
	--	--	--	--			
	VC	120-250	80-220	120-230			
SCMT 120408	**RK400**	P10-P30	M10-M25	K10-K20			
	f	0,13-0,30	0,20-0,40	0,15-0,50			
	--	--	--	--			
	VC	120-250	110-170	120-230			
TCGT 1102 02/04 **TCGT 16T3 04/08**	**K15**				K10-K20		
	f				0,10-0,25		
	--				--		
	VC				160-250		
TCMT 1102 02/04	**K400**	P10-P30	M10-M25	K10-K20			
	f	0,08-0,17	0,06-0,16	0,06-0,15			
	--	--	--	--			
	VC	120-250	80-220	120-230			
TCMT 16T3 04/08	**K400**	P10-P30	M10-M25	K10-K20			
	f	0,10-0,20	0,08-0,16	0,08-0,18			
	--	--	--	--			
	VC	120-250	80-220	120-210			
VBMT 110304	**K400**	P10-P30	M10-M25	K10-K20			
	f	0,07-0,17	0,06-0,14	0,06-0,15			
	--	--	--	--			
	VC	120-250	80-220	120-230			
VBMT 1604 04/08	**K400**	P10-P30	M10-M25	K10-K20			
	f	0,16-0,30	0,16-0,30	0,14-0,40			
	--	--	--	--			
	VC	120-250	80-220	120-230			
VCGT 0501 02 FN-ALU **VCGT 0702 01/02/04 FN-ALU**	**K15**				K10-K15		
	f				0,02-0,15		
	--				--		
	VC				160-250		
VCGT 0501 01/02 **VCMT 0702 02/04**	**K400**	P20-P35	M15-M30	K15-K25			
	f	0,05-0,20	0,05-0,20	0,05-0,20			
	--	--	--	--			
	VC	100-190	70-90	120-200			
VCGT 1103 02/04/08 **VCGT 1604 04/08**	**K15**				K10-K20		
	f				0,10-0,25		
	--				--		
	VC				160-250		
VCMT 110304	**K400**	P20-P35	M15-M30	K15-K25			
	f	0,05-0,20	0,05-0,20	0,05-0,20			
	--	--	--	--			
	VC	100-190	70-90	120-200			
VCMT 1604 04/08	**K400**	P10-P30	M10-M25	K10-K20			
	f	0,09-0,25	0,08-0,20	0,08-0,25			
	--	--	--	--			
	VC	120-200	80-100	120-200			
WCGT 0201 01/02 FN-ALU	**K15**				K10-K30		
	f				0,03-0,15		
	--				--		
	VC				160-250		
WCMT 0201 02/04	**X55**	P10-P30	M20-M40	K10-K20			
	f	0,05-0,20	0,05-0,20	0,05-0,20			
	--	--	--	--			
	VC	100-190	70-90	120-200			

DRILLING		P	M	K	N	S	H
SEEX 12T408	**TIN**	P25-P40	M20-M40	K20-K40			
	f	0,02-0,05	0,02-0,05	0,02-0,05			
	--	--	--	--			
	VC	40-80	40-50	40-80			
XPMT 042004 ALU **XPMT 052804 ALU** **XPMT 063306 ALU** **XPMT 074006 ALU** **XPMT 094508 ALU** **XPMT 125812 ALU** **XPMT 156812 ALU**	**K15**				K10-K20		
	fz				0,01-0,15		
	ap				--		
	VC				120-340		
XPMT 042004 **XPMT 052804** **XPMT 063306** **XPMT 074006** **XPMT 094508** **XPMT 125812** **XPMT 156812**	**K300**	P10-P25		K10-K30			
	fz	0,06-0,15		0,06-0,2			
	ap	--		--			
	VC	170-220		200-250			
XPMT 042004 **XPMT 052804** **XPMT 063306** **XPMT 074006** **XPMT 094508** **XPMT 125812** **XPMT 156812**	**P300**	P10-P30	M20-M35	K10-K30			
	fz	0,06-0,15	0,06-0,15	0,06-0,2			
	ap	--	--	--			
	VC	150-200	140-190	180-230			
WCHX 040102FN-BAL LW610 **WCHX 040104FN-BAL LW610** **WCHX 05T102FN-BAL LW610** **WCHX 05T104FN-BAL LW610** **WCHX 060202FN-BAL LW610** **WCHX 060204FN-BAL LW610** **WCHX 070304FN-BAL LW610** **WCHX 070308FN-BAL LW610** **WCHX 090304FN-BAL LW610** **WCHX 090308FN-BAL LW610** **WCHX 10T304FN-BAL LW610** **WCHX 10T308FN-BAL LW610** **WCHX 130508FN-BAL LW610**	**K15**				K10-K20		
	fz				0,01-0,13		
	ap				--		
	VC				120-230		

PARAMETRI INSERTI _ *SCHNITTDATEN* _ CUTTING CONDITION

DRILLING		P	M	K	N	S	H
WCHX 040102EN-BFM LCP25T WCHX 040104EN-BFM LCP25T WCHX 05T102EN-BFM LCP25T WCHX 05T104EN-BFM LCP25T WCHX 060202EN-BFM LCP25T WCHX 060204EN-BFM LCP25T WCHX 070304EN-BFM LCP25T WCHX 070308EN-BFM LCP25T WCHX 090304EN-BFM LCP25T WCHX 090308EN-BFM LCP25T WCHX 10T304EN-BFM LCP25T WCHX 10T308EN-BFM LCP25T WCHX 130508EN-BFM LCP25T	**K400**	P25-P40	M20-M40	K20-K40			
	fz	0,01-0,13	0,01-0,13	0,01-0,13			
	ap						
	VC	130-240	90-160	120-180			
WCHX 040102EN-BFM WCHX 040104EN-BFM LCM45T WCHX 05T102EN-BFM LCM45T WCHX 05T104EN-BFM LCM45T WCHX 060202EN-BFM LCM45T WCHX 060204EN-BFM LCM45T WCHX 070304EN-BFM LCM45T WCHX 070308EN-BFM LCM45T WCHX 090304EN-BFM LCM45T WCHX 090308EN-BFM LCM45T WCHX 10T304EN-BFM LCM45T WCHX 10T308EN-BFM LCM45T WCHX 130508EN-BFM LCM45T	**P300**	P30-P40	M30-M40				
	fz	0,01-0,13	0,01-0,13				
	ap						
	VC	70-150	50-150				

GROOVING		P	M	K	N	S	H
GELCGS...		P25-P40	M20-M40	K20-K40	K10-K15		
	K300 VC	120-220		180-200			
GELCGD...	**P300** VC		130-150				
	K15X VC				200-300		
	fz	0,04-0,18	0,04-0,16	0,04-0,18	0,04-0,26		
CDGW 040101 FN CVD 2P	**PKD**				x		
	fz				0,005 – 0,15		
	ap				2		
	VC				20 - 600		
DCGW 04T001 FN CVD 2P	**PKD**				x		
	fz				0,005 – 0,15		
	ap				2		
	VC				20 - 600		
VCGW 050101 FN CVD 2P	**PKD**				x		
	fz				0,005 – 0,15		
	ap				2		
	VC				20 - 600		
WCGW 020101 FN CVD 3P	**PKD**				x		
	fz				0,005 – 0,15		
	ap				2		
	VC				20 - 600		
CDGW 040101 H65-2C	**CBN**						x
	fz						0,01 – 0,15
	ap						2
	VC						80 - 250
DCGW 04T001 H65-2C	**CBN**						x
	fz						0,01 – 0,15
	ap						2
	VC						80 - 250
VCGW 050101 H65-2C	**CBN**						x
	fz						0,01 – 0,15
	ap						2
	VC						80 - 250
WCGW 020101 H65-3C	**CBN**						x
	fz						0,01 – 0,15
	ap						2
	VC						80 - 250

NOTES

NOTES

ROL
CUTTING TOOLS

ROL d.o.o.
Ševlje 11, 4227 Selca
Tel. +386 4 620 9803
info@rol-tools.com
www.rol-tools.com